

eCast Monthly Customized Report for 2009-05-01 ~ 2009-05-31

June 4, 2009

Copyright (c) Atmospheric and Environmental Research (AER), Inc., 2009

AER Proprietary Information --

Release or disclosure only with the expressed written permission of AER

ECMWF/MEX MAX Temperature Regional Summary

MAE (2009-05-01~2009-05-31)

	S-score	Day 1	Day 2	Day 3	Day 4	Day 5	Day 6	Day 7	Day 8	Day 9	Day 10	Day 11	Day 12	Day 13	Day 14	Day 15
CUST1	0.05	2.7/2.4	2.9/2.9	3.2/3.3	3.7/3.8	4.2/4.2	4.5/4.5	4.8/4.7	5.1/5.8	5.4/5.9	5.1/6.0	5.3/6.1	5.6/6.2	5.7/6.4	5.8/6.5	5.7/6.6

Bias (2009-05-01~2009-05-31)

	avg-bias	Day 1	Day 2	Day 3	Day 4	Day 5	Day 6	Day 7	Day 8	Day 9	Day 10	Day 11	Day 12	Day 13	Day 14	Day 15
CUST1	0.02	-0.1/-0.8	0.0/-0.8	0.1/-1.1	0.3/-1.3	0.2/-1.6	0.2/-1.3	0.2/-1.3	0.2/-3.2	0.1/-3.4	-0.1/-3.7	-0.2/-3.9	-0.2/-4.2	-0.2/-4.4	-0.1/-4.7	-0.1/-4.9

red: $S < -0.3$ orange: $-0.3 < S < -0.1$ grey: $-0.1 < S < 0.1$ green: $0.1 < S < 0.3$ blue: $S > 0.3$

S_score: average of $(1 - \text{ECMWF-value} / \text{MEX-value})$

red: $B \geq 4.0$ orange: $4.0 > B \geq 2.0$ black: $2.0 > B \geq -2.0$ green: $-2.0 > B \geq -4.0$ blue: $B < -4.0$

avg_bias: average of ECMWF-value

ECMWF/MEX MIN Temperature Regional Summary

MAE (2009-05-01~2009-05-31)

	S-score	Day 1	Day 2	Day 3	Day 4	Day 5	Day 6	Day 7	Day 8	Day 9	Day 10	Day 11	Day 12	Day 13	Day 14	Day 15
CUST1	0.03	2.3/0.0	2.4/2.2	2.6/2.3	2.8/2.6	3.3/3.0	3.4/3.4	4.0/3.6	4.3/5.2	4.6/5.3	4.6/5.4	4.7/5.5	5.0/5.6	5.2/5.8	5.3/5.9	5.4/--

Bias (2009-05-01~2009-05-31)

	avg-bias	Day 1	Day 2	Day 3	Day 4	Day 5	Day 6	Day 7	Day 8	Day 9	Day 10	Day 11	Day 12	Day 13	Day 14	Day 15
CUST1	0.33	-0.2/0.0	0.2/-0.2	0.2/0.1	0.4/-0.1	0.4/0.1	0.6/0.2	0.6/0.5	0.5/-3.0	0.6/-3.2	0.5/-3.5	0.4/-3.8	0.4/-4.0	0.3/-4.3	0.3/-4.6	-0.2/--

red: $S < -0.3$ orange: $-0.3 < S < -0.1$ grey: $-0.1 < S < 0.1$ green: $0.1 < S < 0.3$ blue: $S > 0.3$

S_score: average of $(1 - \text{ECMWF-value} / \text{MEX-value})$

red: $B \geq 4.0$ orange: $4.0 > B \geq 2.0$ black: $2.0 > B \geq -2.0$ green: $-2.0 > B \geq -4.0$ blue: $B < -4.0$

avg_bias: average of ECMWF-value

ECMWF/MEX MAX Temperature in CUST1

	S-score	MAE (2009-05-01~2009-05-31)														
		Day 1	Day 2	Day 3	Day 4	Day 5	Day 6	Day 7	Day 8	Day 9	Day 10	Day 11	Day 12	Day 13	Day 14	Day 15
SFO	-0.23	4.9/3.5	4.8/3.8	4.9/3.9	5.5/4.4	5.7/4.3	5.7/3.9	5.3/4.3	5.0/4.6	5.3/4.6	5.1/4.6	5.0/4.5	5.3/4.5	5.4/4.5	5.5/4.5	5.3/4.5
CVG	-0.11	2.2/1.9	2.2/2.5	2.6/3.1	2.7/3.4	3.2/2.9	3.7/3.0	4.3/3.4	4.9/4.3	5.7/4.5	5.5/4.5	5.6/4.6	5.4/4.8	5.8/5.0	5.9/5.1	5.7/5.3
DFW	-0.08	2.9/2.5	3.4/2.5	3.3/2.5	3.5/2.9	3.3/3.5	3.2/4.1	3.8/3.9	4.1/4.2	4.9/4.3	4.3/4.4	4.4/4.5	4.9/4.5	5.1/4.6	5.2/4.8	5.2/5.0
ORD	0.03	2.8/2.9	3.5/2.8	3.8/4.5	5.0/4.8	5.5/5.9	5.7/5.1	5.7/5.6	5.6/5.9	5.2/5.9	5.3/6.2	6.1/6.3	5.9/6.5	6.7/6.6	6.3/7.0	6.0/7.2
IAH	0.07	1.5/1.5	2.0/1.8	2.1/1.7	2.8/2.4	3.3/2.5	3.3/2.9	3.7/3.4	3.6/5.1	4.1/5.2	3.9/5.3	3.8/5.4	3.9/5.6	3.8/5.6	4.4/5.7	4.5/5.9
SEA	0.07	2.4/1.5	2.2/2.6	2.4/3.1	2.9/3.4	4.2/4.1	4.6/4.6	4.9/4.8	5.7/6.2	5.0/6.3	4.1/6.3	4.7/6.4	5.9/6.4	5.9/6.5	5.8/6.5	5.9/6.6
AUS	0.08	1.7/1.7	2.1/2.4	2.2/2.2	2.7/2.7	3.4/2.9	4.2/3.5	4.6/4.0	5.1/5.5	5.1/5.6	4.5/5.7	4.6/5.7	4.5/5.8	4.3/5.9	4.7/6.0	4.4/6.2
HOU	0.09	1.7/1.7	1.9/1.8	2.2/1.8	2.4/2.4	2.6/2.4	2.5/2.2	3.0/2.5	3.0/3.8	3.2/3.9	2.9/3.9	3.0/4.0	3.0/4.1	2.9/4.4	3.2/4.5	3.4/4.5
BOS	0.12	3.7/3.0	4.1/4.5	4.6/5.4	4.8/5.8	5.4/6.9	6.9/8.0	6.9/7.9	7.5/8.8	7.8/8.9	7.6/9.1	8.0/9.3	8.2/9.4	8.2/9.6	8.5/9.8	8.4/9.9
PDX	0.12	2.6/2.6	2.9/3.2	3.1/3.2	3.7/3.4	4.7/4.5	4.7/5.3	5.0/5.5	5.3/8.0	5.3/8.0	6.3/8.2	6.7/8.3	7.5/8.4	7.6/8.6	7.6/8.6	7.4/8.8
MSP	0.18	2.9/3.3	2.8/3.9	3.8/5.1	4.9/5.8	5.1/6.4	5.5/6.9	5.9/6.6	6.0/7.6	7.4/7.6	6.8/7.9	6.4/8.1	7.5/8.3	7.3/8.6	7.1/8.8	6.6/9.1

	avg-bias	Bias (2009-05-01~2009-05-31)														
		Day 1	Day 2	Day 3	Day 4	Day 5	Day 6	Day 7	Day 8	Day 9	Day 10	Day 11	Day 12	Day 13	Day 14	Day 15
PDX	-2.49	-0.8/-1.7	-1.1/-1.8	-1.6/-2.6	-1.4/-2.1	-1.3/-2.9	-1.6/-3.6	-2.1/-3.6	-1.9/-6.3	-1.5/-6.5	-2.9/-6.7	-3.7/-6.9	-4.3/-7.1	-4.3/-7.4	-4.0/-7.5	-4.8/--
IAH	-0.73	-0.1/0.0	-0.1/0.0	-0.2/0.2	-0.3/-1.0	-0.4/-0.2	-0.5/-0.2	-0.3/0.3	-0.1/-3.5	-0.7/-3.7	-1.3/-4.0	-1.1/-4.2	-1.3/-4.4	-1.2/-4.6	-1.9/-4.8	-1.6/--
ORD	-0.56	0.1/-1.2	0.0/-0.5	0.4/-2.7	0.7/-2.0	-0.3/-3.9	0.0/-2.8	-0.4/-2.6	-0.5/-3.3	-0.5/-3.7	-1.3/-4.1	-1.3/-4.5	-1.3/-4.8	-1.4/-5.2	-1.3/-5.6	-1.3/--
MSP	-0.52	0.1/-2.2	0.1/-2.5	0.8/-3.3	0.3/-4.0	-0.6/-4.7	-1.3/-4.1	-0.9/-3.0	-0.8/-4.2	-1.0/-4.5	-1.5/-5.0	-0.9/-5.4	-0.8/-5.8	-1.0/-6.2	-0.3/-6.6	-0.1/--
HOU	-0.42	-0.2/-0.4	-0.2/-0.5	-0.5/-0.1	-0.5/-0.5	-0.5/-0.3	-0.3/-0.1	-0.0/-0.5	0.3/-2.5	-0.2/-2.7	-0.4/-2.9	-0.7/-3.1	-0.7/-3.4	-0.7/-3.6	-1.0/-3.8	-0.9/--
DFW	-0.26	-0.7/-0.5	-1.1/-0.5	-1.0/0.1	-0.9/0.2	-1.2/0.8	-0.7/1.7	0.2/1.7	-0.3/-1.4	-0.8/-1.6	-0.6/-1.9	0.3/-2.1	0.7/-2.4	0.5/-2.6	0.6/-2.8	1.1/--
AUS	0.24	-0.1/0.0	0.3/-0.4	0.1/-0.2	0.4/0.1	0.2/-0.4	-0.3/0.4	0.0/-0.3	0.2/-4.1	-0.3/-4.3	-0.1/-4.5	-0.3/-4.6	0.4/-4.8	0.9/-5.0	1.0/-5.2	1.2/--
SEA	0.82	0.2/-0.6	0.2/-0.8	0.1/-1.1	0.0/-0.3	0.7/-1.8	1.1/-1.5	0.8/-2.1	1.3/-2.8	1.2/-3.0	1.7/-3.2	0.7/-3.5	0.7/-3.6	1.1/-3.8	1.4/-4.0	1.3/--
BOS	0.91	0.1/-0.3	0.6/-0.4	1.1/-1.0	1.5/-1.9	1.6/-1.6	1.2/-2.0	0.8/-2.5	0.7/-3.5	1.4/-3.8	1.4/-4.2	0.9/-4.5	0.7/-4.9	0.7/-5.2	0.4/-5.6	0.5/--
SFO	1.54	0.7/-0.6	1.2/-0.0	1.5/0.2	1.8/-0.9	2.1/-0.7	2.7/-1.2	2.5/-0.5	2.0/-1.2	2.2/-1.3	1.8/-1.4	0.7/-1.5	0.8/-1.5	1.2/-1.6	1.1/-1.6	0.8/--
CVG	1.63	0.1/-0.7	0.3/-1.2	0.5/-1.5	1.2/-1.4	1.3/-1.5	1.4/-1.2	1.4/-0.6	1.2/-1.9	1.3/-2.2	2.4/-2.5	2.7/-2.8	2.8/-3.2	2.6/-3.5	2.5/-3.8	2.8/--

red: S < -0.3 orange: -0.3 < S < -0.1 grey: -0.1 < S < 0.1 green: 0.1 < S < 0.3 blue: S > 0.3

S_score: average of (1 - ECMWF-value / MEX-value)

red: B >= 4.0 orange: 4.0 > B >= 2.0 black: 2.0 > B >= -2.0 green: -2.0 > B >= -4.0 blue: B < -4.0

avg_bias: average of ECMWF-value

ECMWF/MEX MIN Temperature in CUST1

MAE (2009-05-01~2009-05-31)

	S-score	Day 1	Day 2	Day 3	Day 4	Day 5	Day 6	Day 7	Day 8	Day 9	Day 10	Day 11	Day 12	Day 13	Day 14	Day 15
AUS	-0.42	3.6/0.0	4.1/2.1	4.7/2.4	5.2/2.8	6.1/3.4	5.6/4.2	6.2/4.0	7.7/7.2	7.9/7.2	8.7/7.2	8.8/7.4	9.0/7.4	8.7/7.4	8.2/7.4	8.6/--
HOU	-0.20	2.9/0.0	3.2/2.1	3.2/1.7	3.2/2.3	4.0/2.9	4.2/3.0	4.9/3.4	4.9/6.3	5.7/6.4	6.2/6.5	6.3/6.6	6.8/6.8	7.2/7.0	7.4/7.1	7.9/--
SFO	-0.18	1.4/0.0	1.7/1.7	2.2/1.9	2.3/1.7	2.6/1.7	2.3/1.7	2.6/1.7	2.4/2.5	2.5/2.4	2.3/2.4	2.5/2.4	2.7/2.5	2.8/2.5	3.0/2.6	3.0/--
SEA	-0.18	1.8/0.0	1.8/1.2	1.9/1.7	2.0/2.0	2.0/1.8	2.1/2.4	2.4/2.2	2.8/2.2	2.6/2.1	2.5/2.1	2.6/2.1	2.5/2.3	3.1/2.4	3.2/2.5	3.1/--
DFW	0.08	1.8/0.0	2.3/2.2	2.6/2.5	2.7/2.2	2.8/3.4	3.2/3.3	4.1/4.4	4.0/5.1	4.7/5.2	4.3/5.3	4.3/5.4	4.5/5.5	5.0/5.7	5.3/5.8	5.2/--
IAH	0.10	2.1/0.0	2.4/2.0	2.6/1.8	2.3/2.2	3.3/2.9	3.5/3.5	4.1/3.9	4.0/7.2	4.5/7.3	4.6/7.4	5.2/7.6	5.7/7.8	6.4/7.9	6.3/8.1	7.0/--
MSP	0.11	2.1/0.0	2.3/2.7	2.7/3.1	3.7/3.7	4.1/4.1	4.6/4.8	5.0/4.8	5.3/6.4	5.4/6.6	5.5/6.8	5.3/6.8	5.8/7.1	6.5/7.3	6.3/7.5	6.1/--
PDX	0.15	3.8/0.0	1.5/1.3	1.5/1.5	1.7/1.9	2.2/1.8	2.2/2.7	2.6/2.7	2.8/3.6	2.8/3.7	2.6/3.8	2.7/3.8	2.9/4.0	3.0/4.2	3.1/4.3	3.2/--
CVG	0.17	2.4/0.0	2.8/4.3	3.2/4.0	3.2/4.0	2.7/4.2	3.7/4.2	4.2/4.6	5.8/5.9	5.7/6.2	5.9/6.4	5.4/6.5	5.9/6.7	5.7/6.8	5.6/7.0	5.5/--
ORD	0.18	1.7/0.0	2.0/2.6	2.2/2.4	2.8/3.1	3.4/3.4	3.4/3.6	4.0/3.8	4.1/5.9	5.0/6.1	5.1/6.4	4.4/6.5	4.4/6.7	5.0/7.0	5.5/7.1	5.2/--
BOS	0.18	1.8/0.0	2.0/2.4	2.1/2.8	2.2/3.0	2.5/3.1	3.3/3.5	3.7/3.9	3.9/4.5	3.9/4.6	3.7/4.8	4.0/5.1	4.1/5.2	4.3/5.4	4.5/5.5	4.5/--

Bias (2009-05-01~2009-05-31)

	avg-bias	Day 1	Day 2	Day 3	Day 4	Day 5	Day 6	Day 7	Day 8	Day 9	Day 10	Day 11	Day 12	Day 13	Day 14	Day 15
PDX	-0.51	-2.8/0.0	-0.1/-0.9	-0.2/-0.2	-0.3/0.1	-0.4/0.6	0.0/0.5	0.3/0.4	-0.1/-2.9	-0.2/-3.1	-0.3/-3.3	-0.6/-3.5	-0.8/-3.7	-0.6/-3.9	-0.7/-4.1	-0.8/--
ORD	-0.45	-0.1/0.0	-0.1/-0.7	-0.2/-0.7	0.0/-0.2	-0.7/-0.6	-0.3/-0.5	-0.8/0.5	-1.0/-4.0	-1.4/-4.4	-1.0/-4.7	-0.5/-5.0	-0.2/-5.4	-0.3/-5.7	-0.2/-6.0	-0.1/--
AUS	-0.39	-0.7/0.0	-0.5/0.2	-0.3/0.6	0.2/-0.4	0.6/0.3	1.0/-0.2	0.6/1.3	-0.1/-1.3	0.2/-1.5	-0.6/-1.8	-0.9/-2.1	-1.5/-2.3	-1.3/-2.6	-0.6/-2.8	-1.9/--
DFW	0.16	-0.6/0.0	-0.8/-0.0	-0.7/0.7	-0.3/0.4	0.1/1.4	0.3/1.4	-0.7/1.8	0.3/-2.8	-0.1/-3.1	0.4/-3.4	1.0/-3.7	1.1/-4.0	1.2/-4.3	0.9/-4.6	0.4/--
IAH	0.41	0.0/0.0	0.2/-0.3	0.4/0.0	0.3/-0.4	0.7/-0.1	0.7/0.1	0.9/0.5	1.3/-4.4	1.5/-4.7	0.8/-5.0	0.7/-5.3	0.5/-5.5	-0.2/-5.8	-0.5/-6.1	-1.4/--
HOU	0.46	0.4/0.0	0.7/-1.1	0.9/-0.8	1.1/-1.1	1.4/-1.3	1.5/-0.3	1.7/-0.2	1.7/-4.2	1.8/-4.5	1.0/-4.7	-0.2/-5.0	-0.6/-5.2	-0.9/-5.5	-1.6/-5.7	-2.2/--
MSP	0.47	0.2/0.0	0.4/0.1	0.5/-0.0	1.3/-0.5	0.5/-0.7	0.8/-0.6	0.3/0.2	-0.1/-4.1	0.2/-4.5	-0.2/-4.9	-0.3/-5.3	0.5/-5.7	0.3/-6.1	1.4/-6.5	1.0/--
BOS	0.79	0.5/0.0	0.9/0.8	1.0/0.5	1.2/0.2	1.1/0.0	0.9/-0.2	0.9/-0.1	0.9/-3.1	1.0/-3.4	1.1/-3.7	1.0/-4.0	0.7/-4.4	0.5/-4.6	0.2/-5.0	0.0/--
SFO	0.81	0.3/0.0	0.3/0.7	0.4/1.1	0.4/1.3	0.4/0.6	0.6/0.5	0.9/0.1	1.2/-1.6	1.3/-1.7	1.0/-1.8	1.3/-1.9	1.1/-2.0	1.1/-2.1	0.9/-2.2	0.9/--
CVG	0.81	0.0/0.0	0.1/-0.6	0.1/-0.6	0.4/-1.3	0.4/0.4	-0.1/0.5	0.7/0.4	0.6/-3.4	1.0/-3.8	2.0/-4.1	1.5/-4.5	1.5/-4.8	1.6/-5.1	1.3/-5.5	0.8/--
SEA	1.12	0.6/0.0	0.8/-0.2	0.4/0.5	0.5/0.5	0.2/1.0	0.8/1.0	1.4/1.2	1.3/-0.8	1.1/-1.0	1.5/-1.1	1.9/-1.3	1.4/-1.5	1.8/-1.6	1.7/-1.8	1.5/--

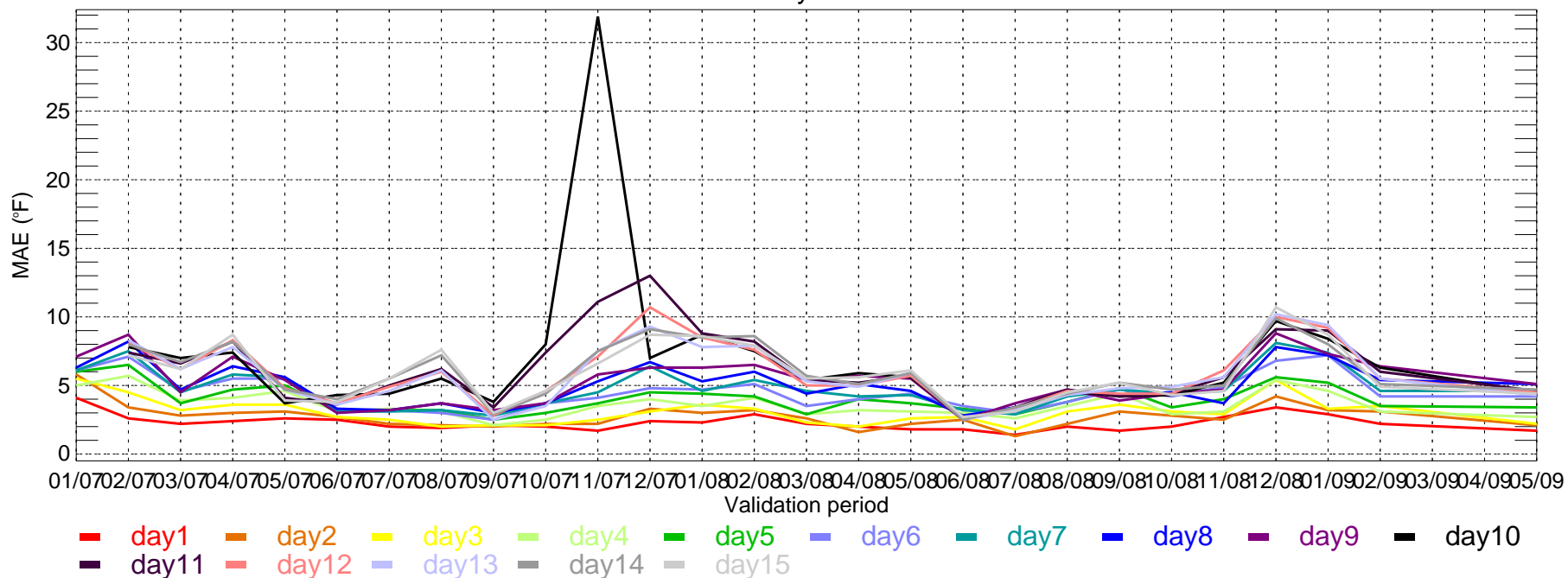
red: S < -0.3 orange: -0.3 < S < -0.1 grey: -0.1 < S < 0.1 green: 0.1 < S < 0.3 blue: S > 0.3

S_score: average of (1 - ECMWF-value / MEX-value)

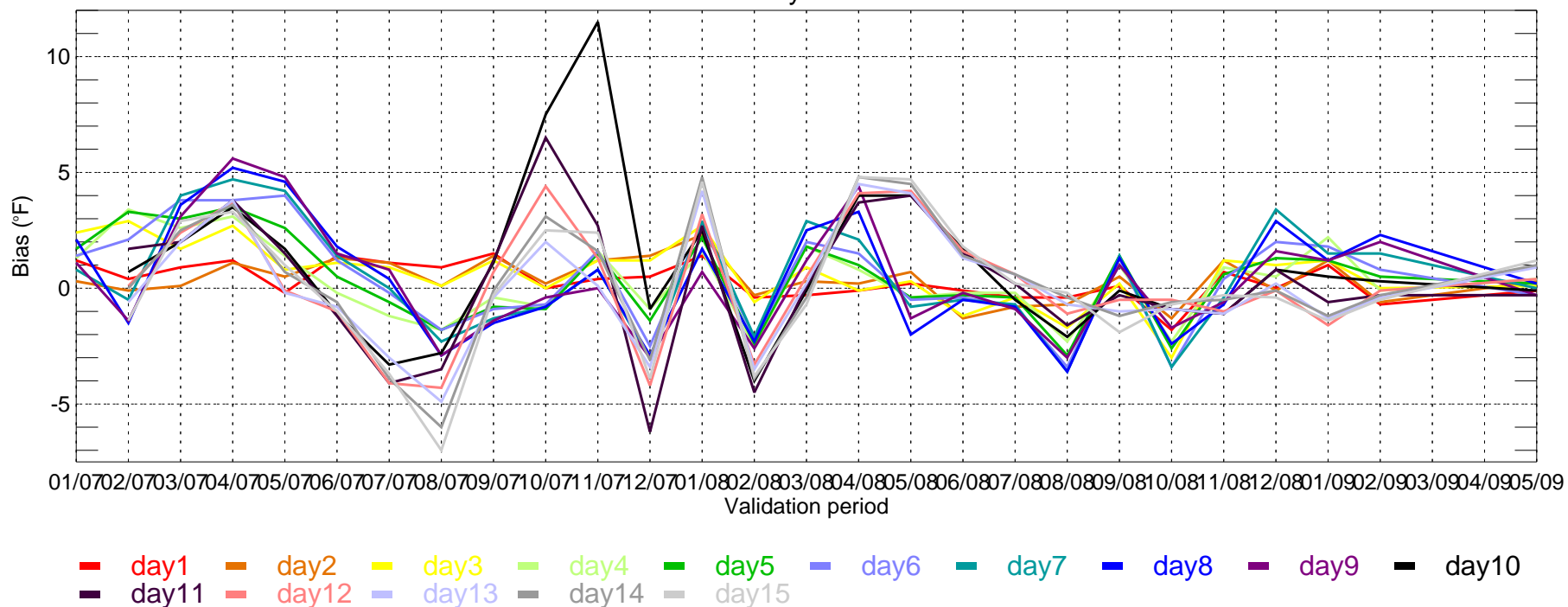
red: B >= 4.0 orange: 4.0 > B >= 2.0 black: 2.0 > B >= -2.0 green: -2.0 > B >= -4.0 blue: B < -4.0

avg_bias: average of ECMWF-value

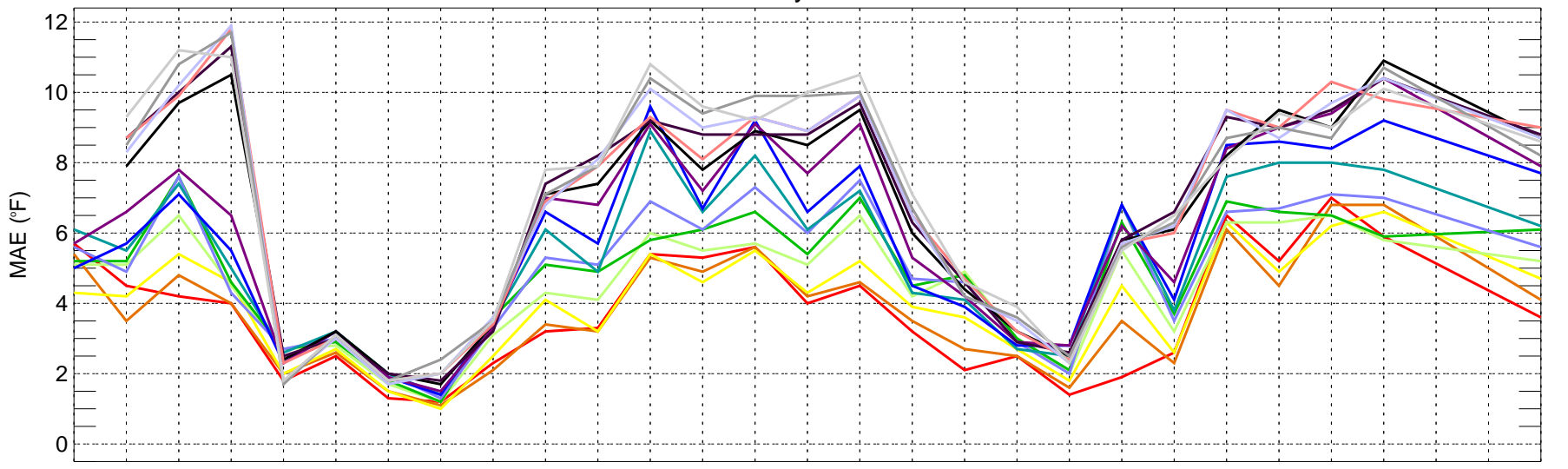
AUS: ECMWF Tmax MAE for Monthly Period from 2007-01-01 ~ 2009-05-31



AUS: ECMWF Tmax bias for Monthly Period from 2007-01-01 ~ 2009-05-31



AUS: ECMWF Tmin MAE for Monthly Period from 2007-01-01 ~ 2009-05-31

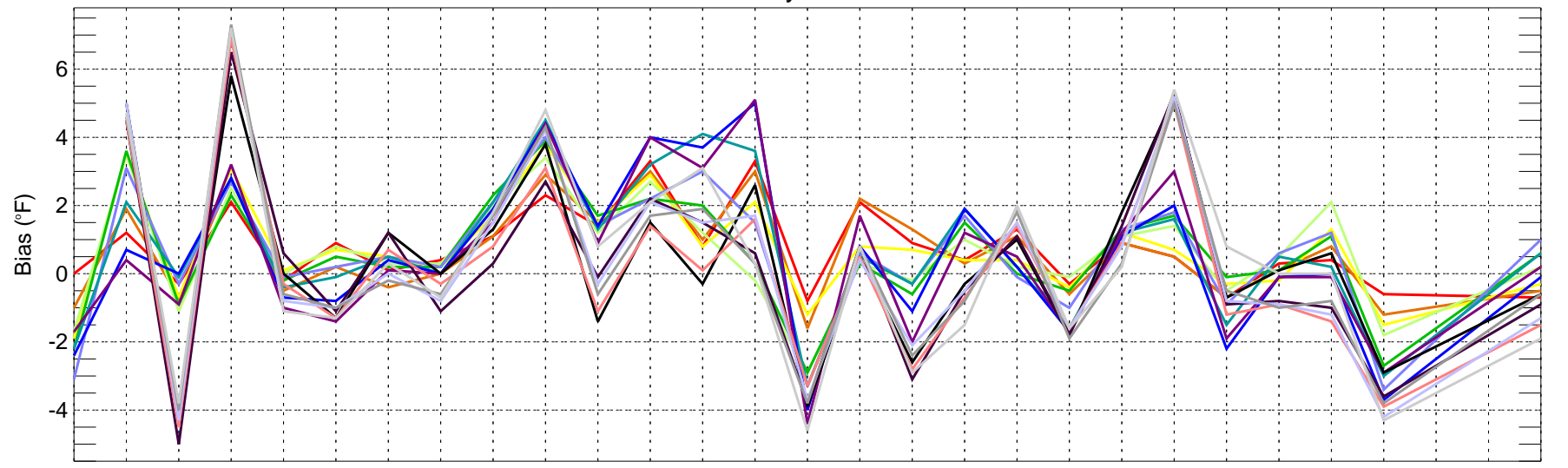


01/0702/0703/0704/0705/0706/0707/0708/0709/0710/0711/0712/0701/0802/0803/0804/0805/0806/0807/0808/0809/0810/0811/0812/0801/0902/0903/0904/0905/09

Validation period

- day1 day2 day3 day4 day5 day6 day7 day8 day9 day10
- day11 day12 day13 day14 day15

AUS: ECMWF Tmin bias for Monthly Period from 2007-01-01 ~ 2009-05-31

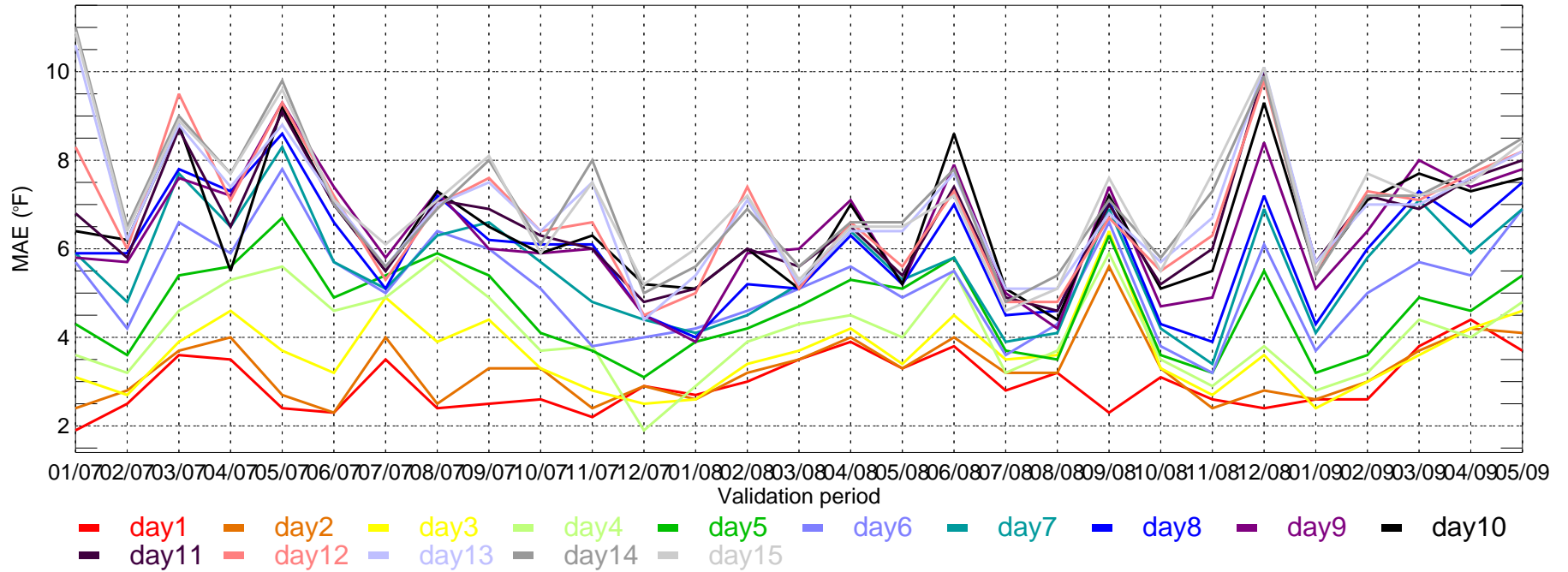


01/0702/0703/0704/0705/0706/0707/0708/0709/0710/0711/0712/0701/0802/0803/0804/0805/0806/0807/0808/0809/0810/0811/0812/0801/0902/0903/0904/0905/09

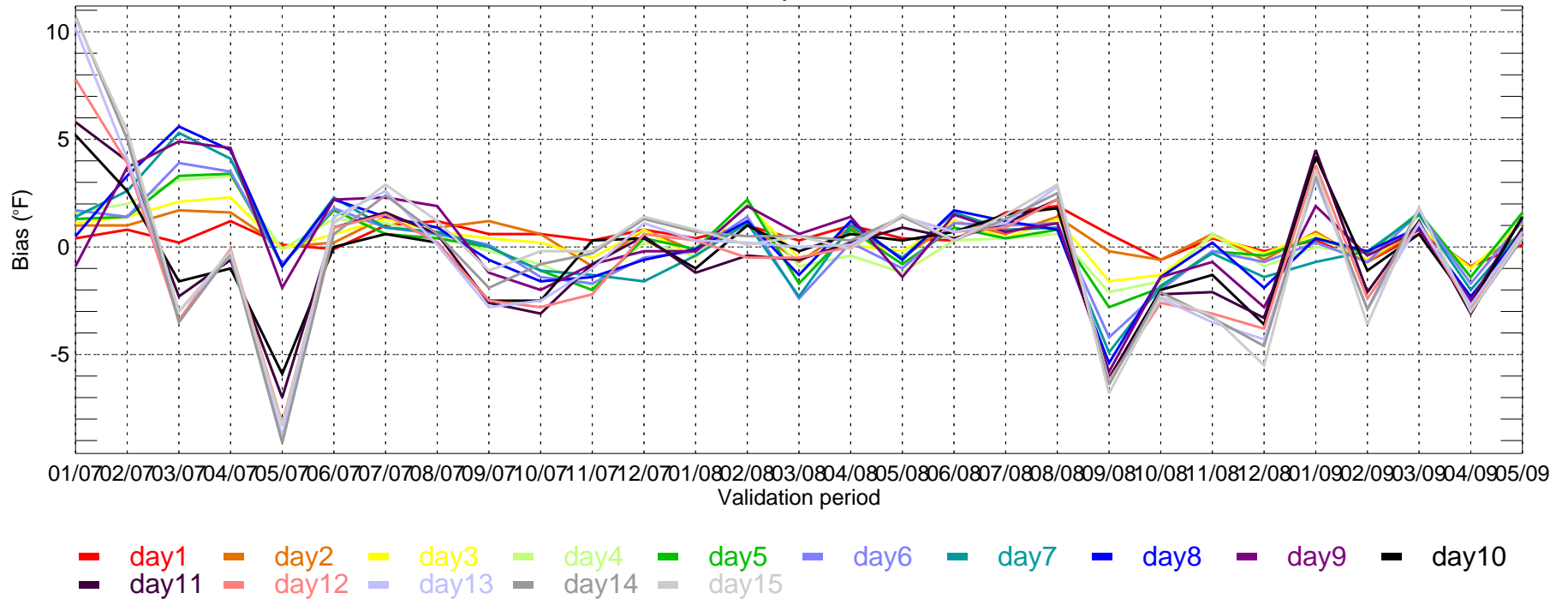
Validation period

- day1 day2 day3 day4 day5 day6 day7 day8 day9 day10
- day11 day12 day13 day14 day15

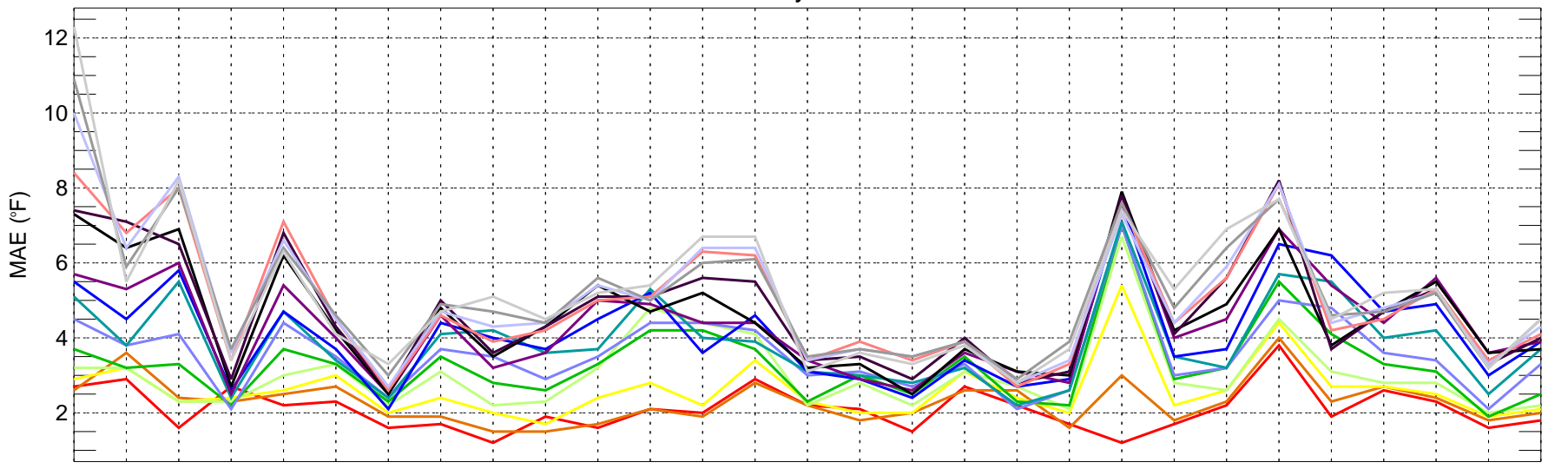
BOS: ECMWF Tmax MAE for Monthly Period from 2007-01-01 ~ 2009-05-31



BOS: ECMWF Tmax bias for Monthly Period from 2007-01-01 ~ 2009-05-31



BOS: ECMWF Tmin MAE for Monthly Period from 2007-01-01 ~ 2009-05-31

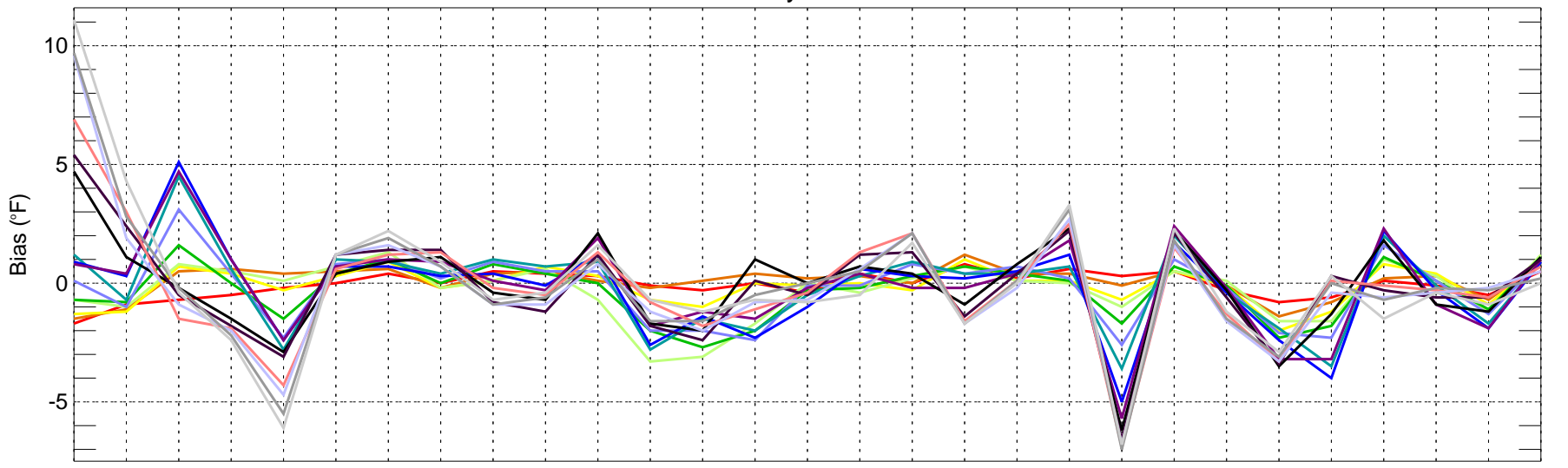


01/0702/0703/0704/0705/0706/0707/0708/0709/0710/0711/0712/0701/0802/0803/0804/0805/0806/0807/0808/0809/0810/0811/0812/0801/0902/0903/0904/0905/09

Validation period

- day1
- day2
- day3
- day4
- day5
- day6
- day7
- day8
- day9
- day10
- day11
- day12
- day13
- day14
- day15

BOS: ECMWF Tmin bias for Monthly Period from 2007-01-01 ~ 2009-05-31

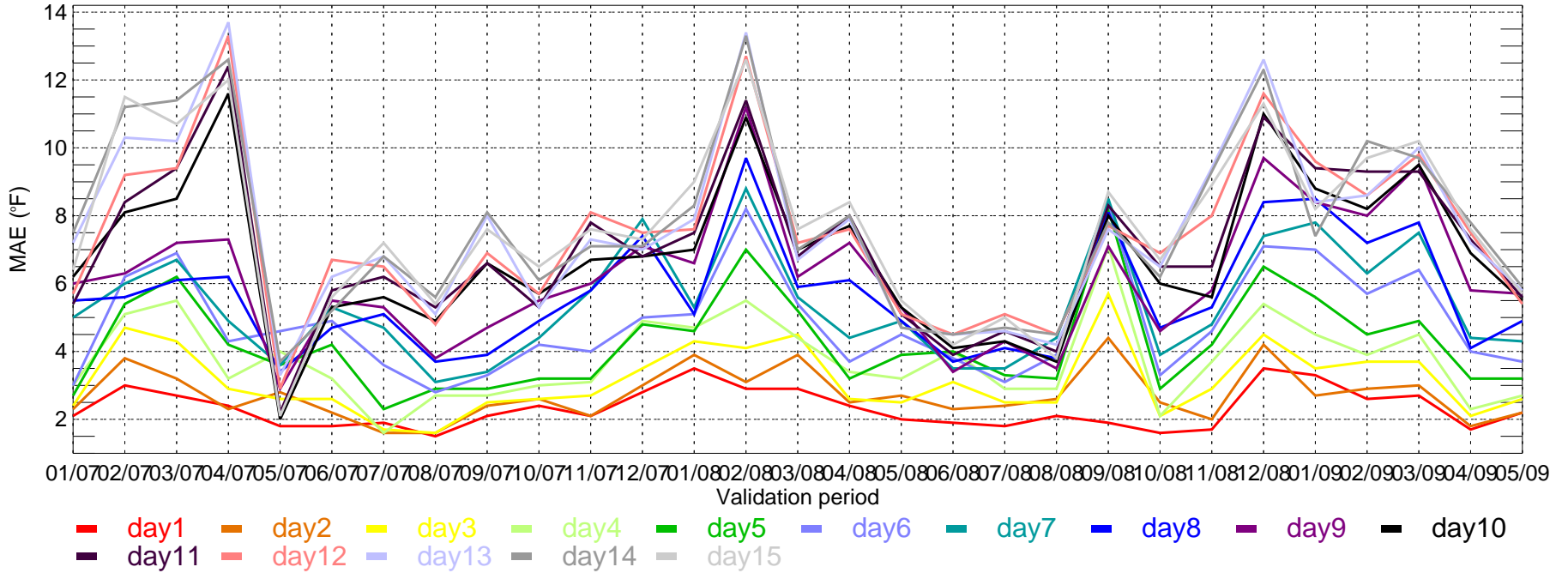


01/0702/0703/0704/0705/0706/0707/0708/0709/0710/0711/0712/0701/0802/0803/0804/0805/0806/0807/0808/0809/0810/0811/0812/0801/0902/0903/0904/0905/09

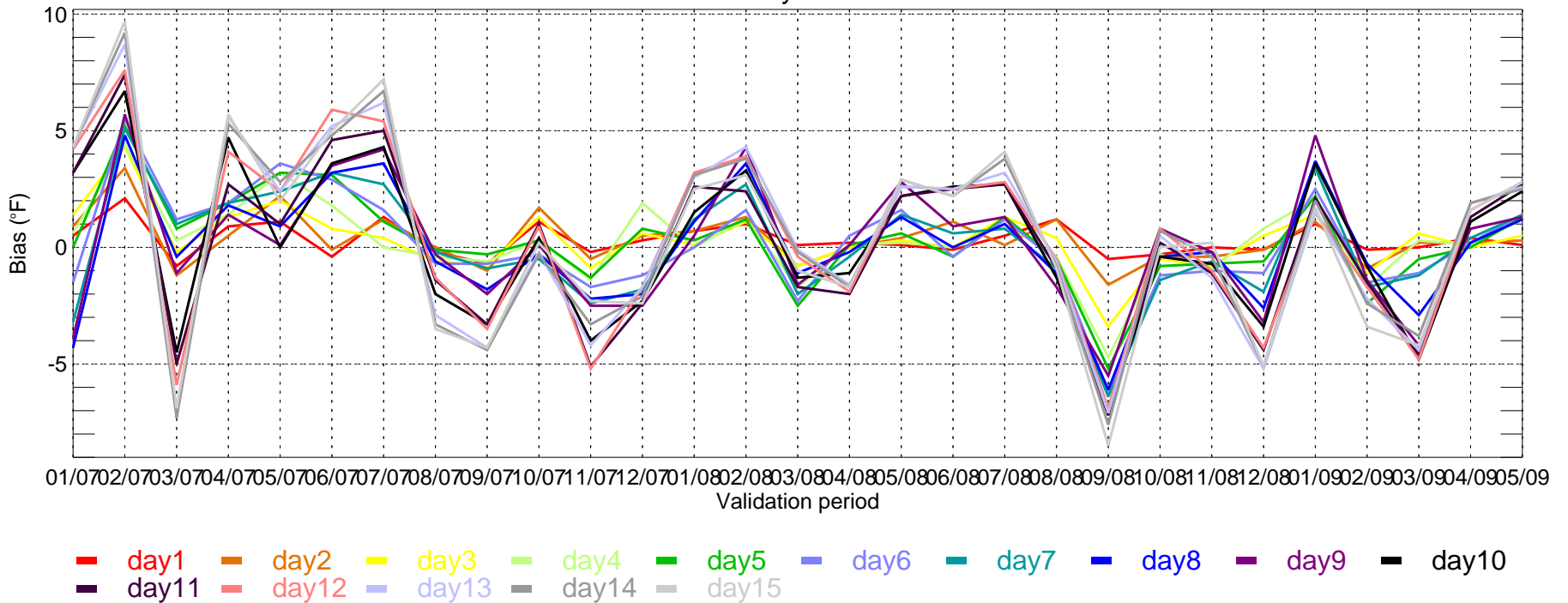
Validation period

- day1
- day2
- day3
- day4
- day5
- day6
- day7
- day8
- day9
- day10
- day11
- day12
- day13
- day14
- day15

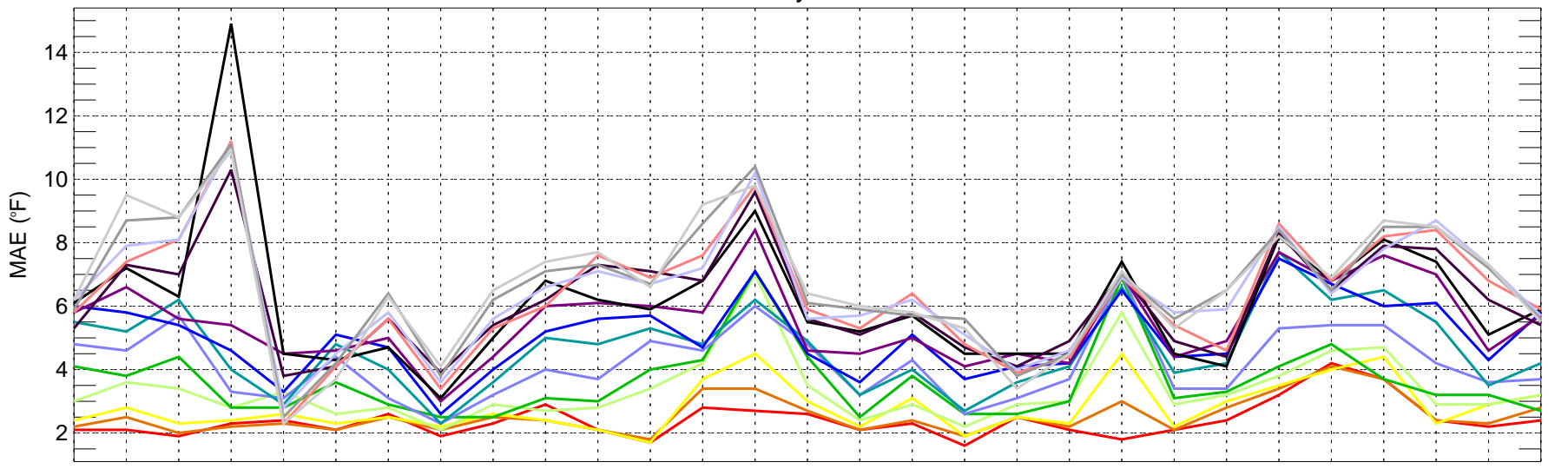
CVG: ECMWF Tmax MAE for Monthly Period from 2007-01-01 ~ 2009-05-31



CVG: ECMWF Tmax bias for Monthly Period from 2007-01-01 ~ 2009-05-31



CVG: ECMWF Tmin MAE for Monthly Period from 2007-01-01 ~ 2009-05-31

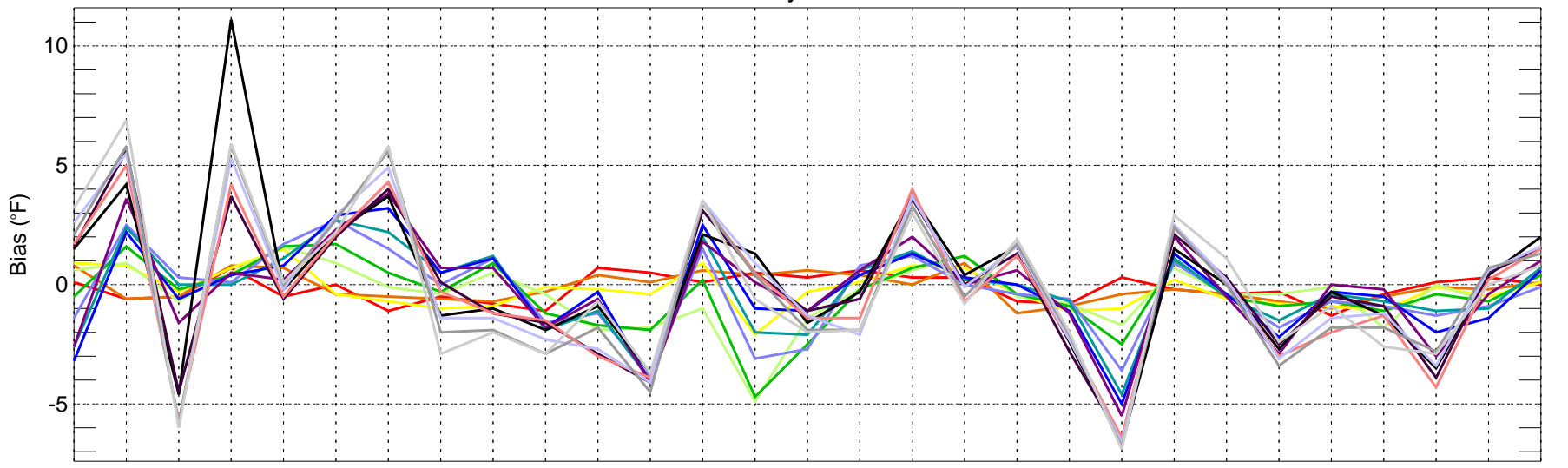


01/07 02/07 03/07 04/07 05/07 06/07 07/07 08/07 09/07 10/07 11/07 12/07 01/08 02/08 03/08 04/08 05/08 06/08 07/08 08/08 09/08 10/08 11/08 12/08 01/09 02/09 03/09 04/09 05/09

Validation period

- day1 day2 day3 day4 day5 day6 day7 day8 day9 day10
- day11 day12 day13 day14 day15

CVG: ECMWF Tmin bias for Monthly Period from 2007-01-01 ~ 2009-05-31

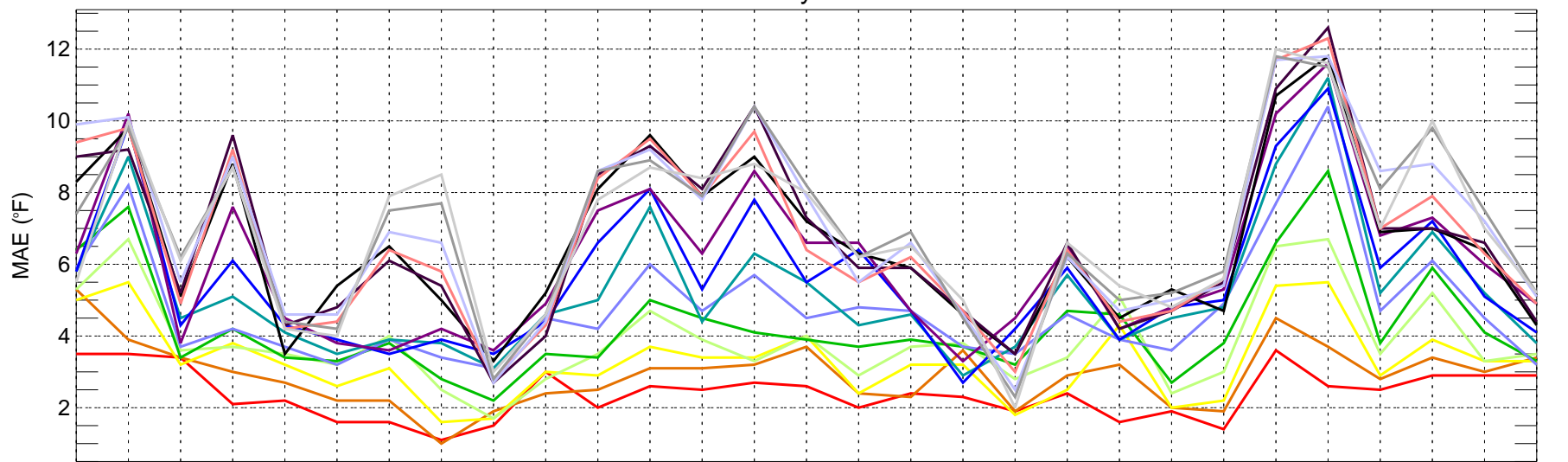


01/07 02/07 03/07 04/07 05/07 06/07 07/07 08/07 09/07 10/07 11/07 12/07 01/08 02/08 03/08 04/08 05/08 06/08 07/08 08/08 09/08 10/08 11/08 12/08 01/09 02/09 03/09 04/09 05/09

Validation period

- day1 day2 day3 day4 day5 day6 day7 day8 day9 day10
- day11 day12 day13 day14 day15

DFW: ECMWF Tmax MAE for Monthly Period from 2007-01-01 ~ 2009-05-31

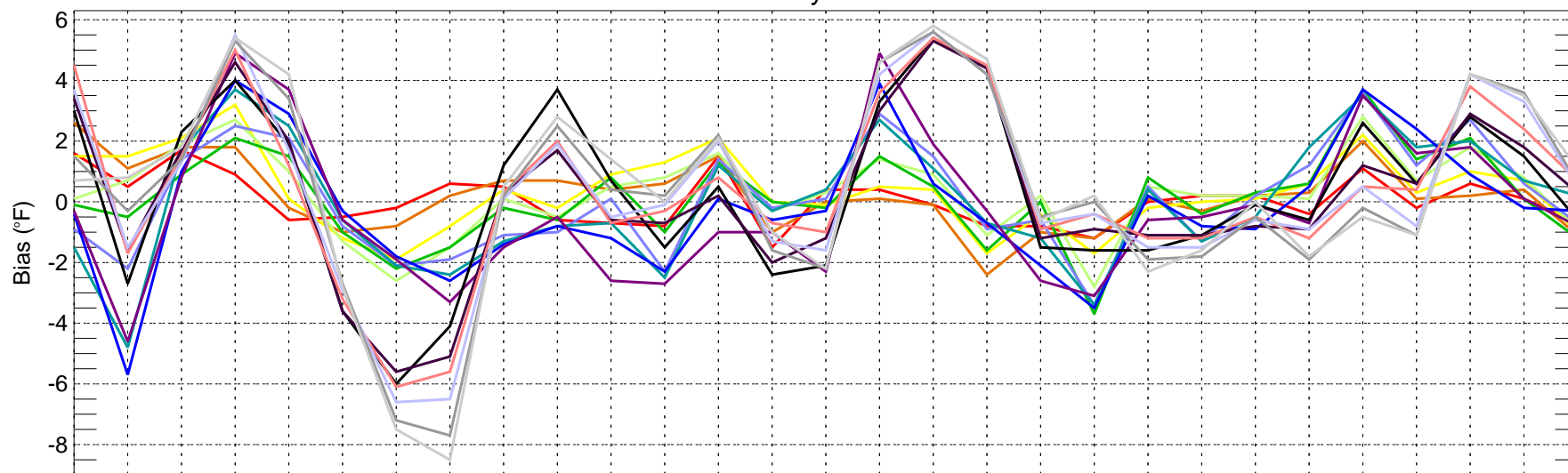


01/07 02/07 03/07 04/07 05/07 06/07 07/07 08/07 09/07 10/07 11/07 12/07 01/08 02/08 03/08 04/08 05/08 06/08 07/08 08/08 09/08 10/08 11/08 12/08 01/09 02/09 03/09 04/09 05/09

Validation period

- day1
- day2
- day3
- day4
- day5
- day6
- day7
- day8
- day9
- day10
- day11
- day12
- day13
- day14
- day15

DFW: ECMWF Tmax bias for Monthly Period from 2007-01-01 ~ 2009-05-31

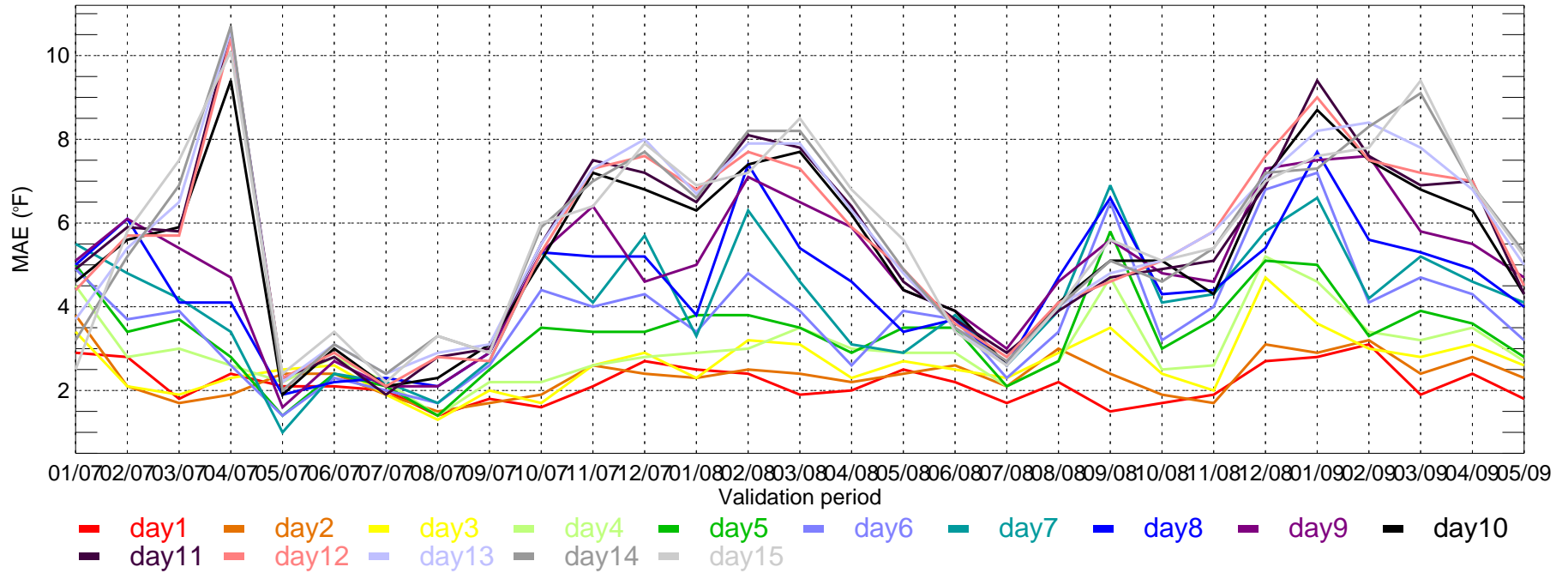


01/07 02/07 03/07 04/07 05/07 06/07 07/07 08/07 09/07 10/07 11/07 12/07 01/08 02/08 03/08 04/08 05/08 06/08 07/08 08/08 09/08 10/08 11/08 12/08 01/09 02/09 03/09 04/09 05/09

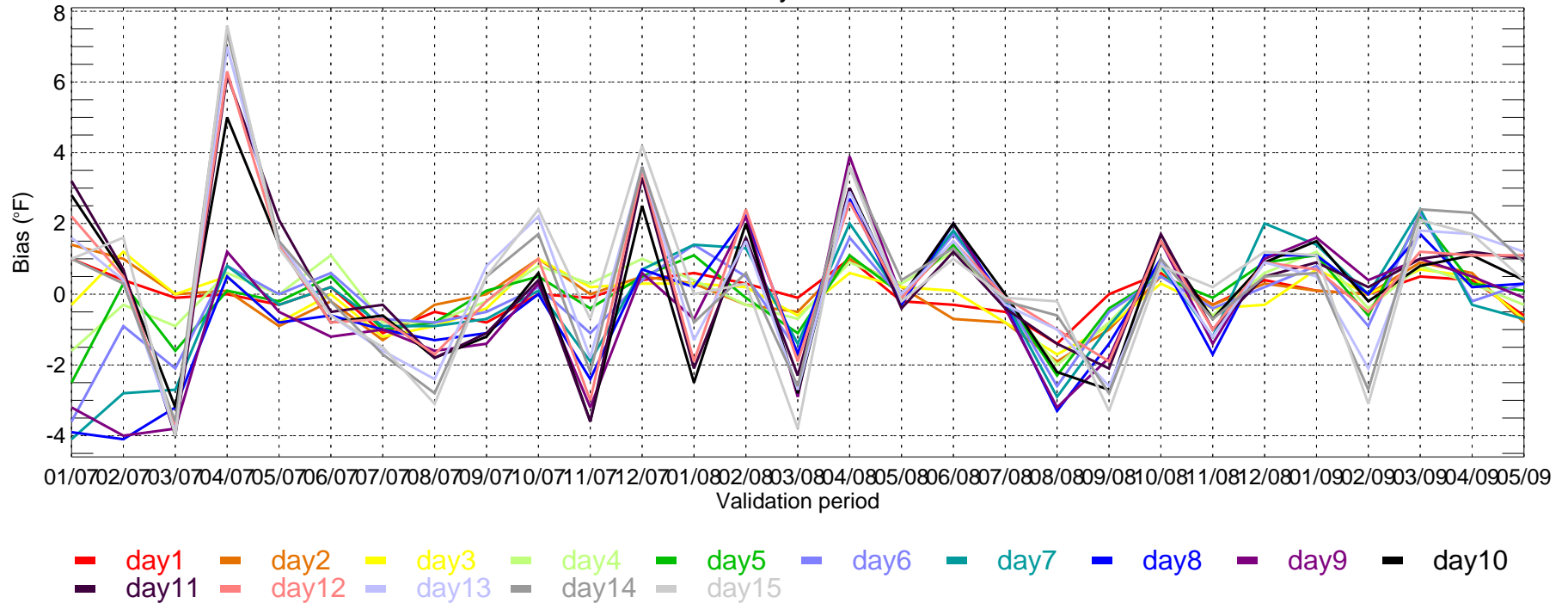
Validation period

- day1
- day2
- day3
- day4
- day5
- day6
- day7
- day8
- day9
- day10
- day11
- day12
- day13
- day14
- day15

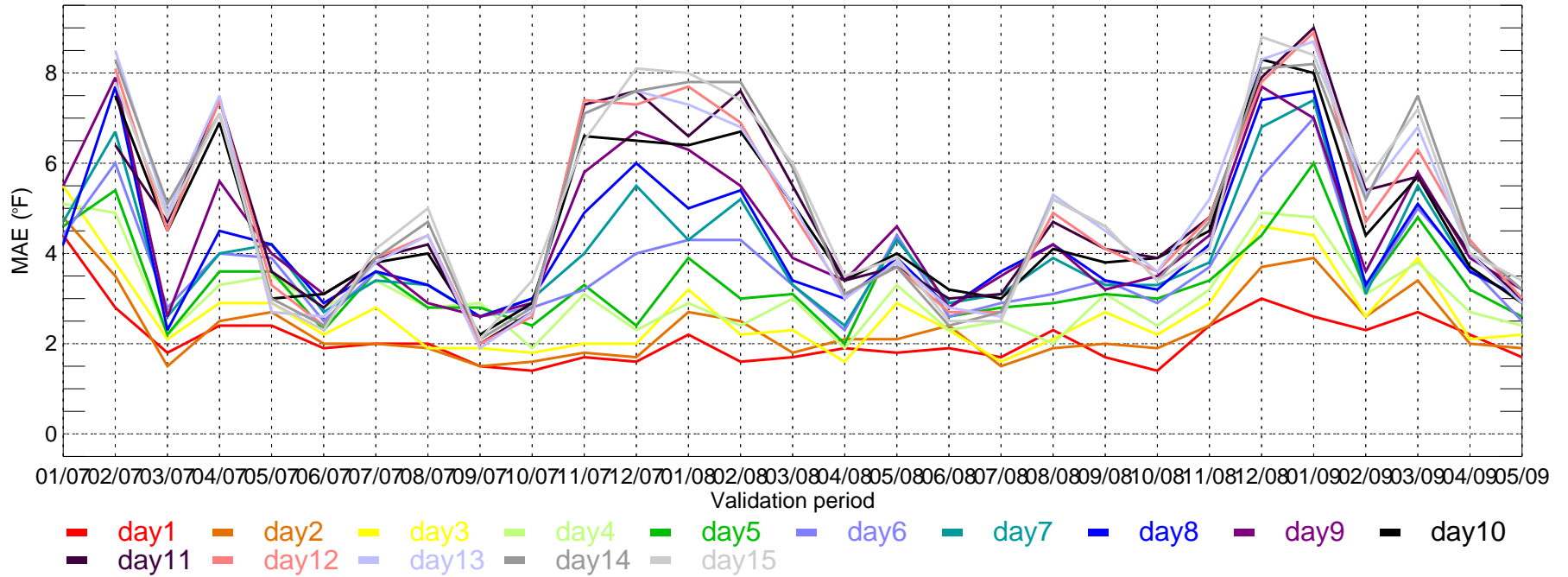
DFW: ECMWF Tmin MAE for Monthly Period from 2007-01-01 ~ 2009-05-31



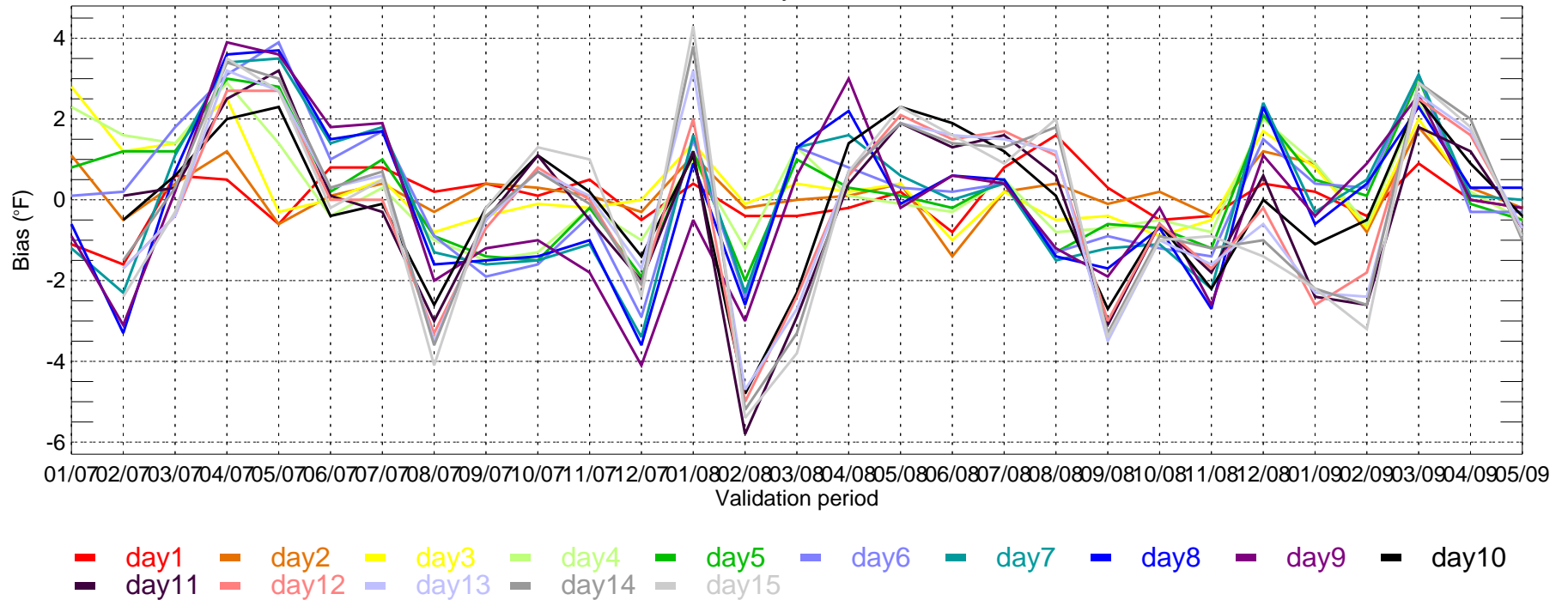
DFW: ECMWF Tmin bias for Monthly Period from 2007-01-01 ~ 2009-05-31



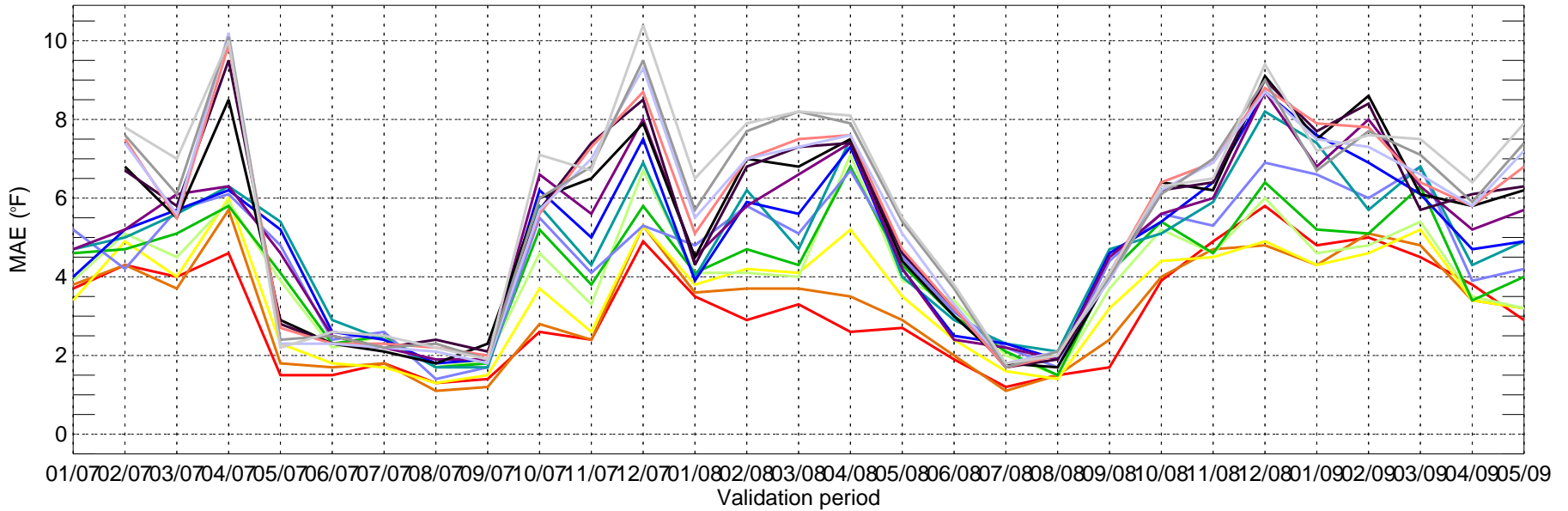
HOU: ECMWF Tmax MAE for Monthly Period from 2007-01-01 ~ 2009-05-31



HOU: ECMWF Tmax bias for Monthly Period from 2007-01-01 ~ 2009-05-31

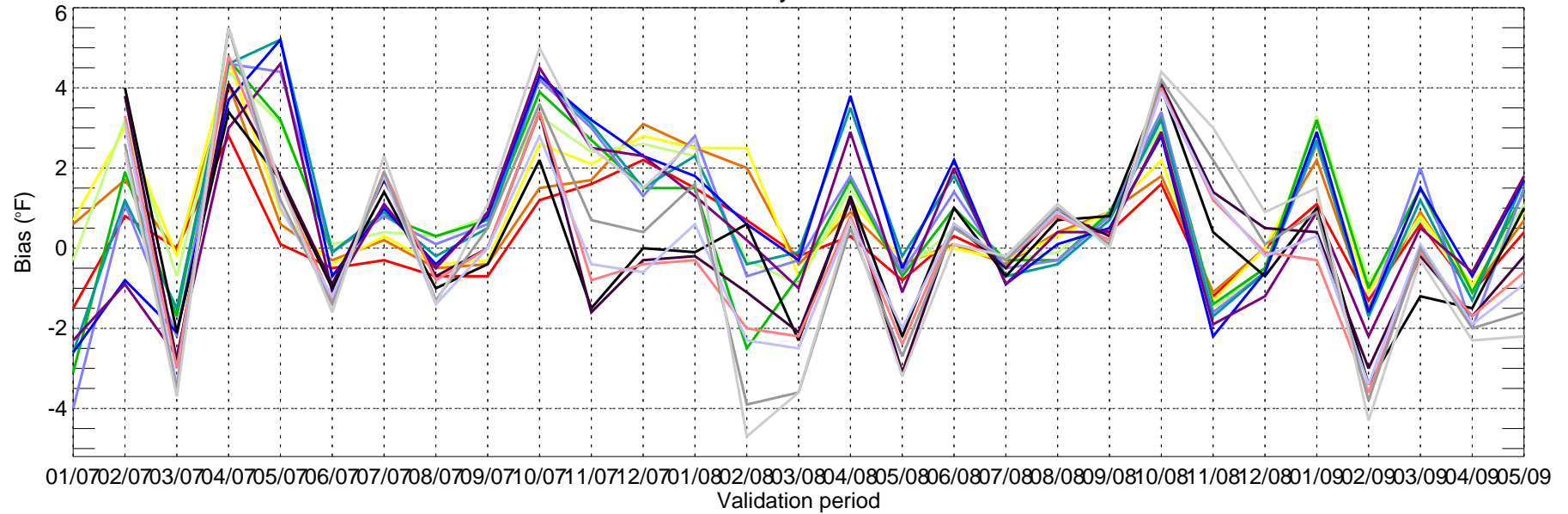


HOU: ECMWF Tmin MAE for Monthly Period from 2007-01-01 ~ 2009-05-31



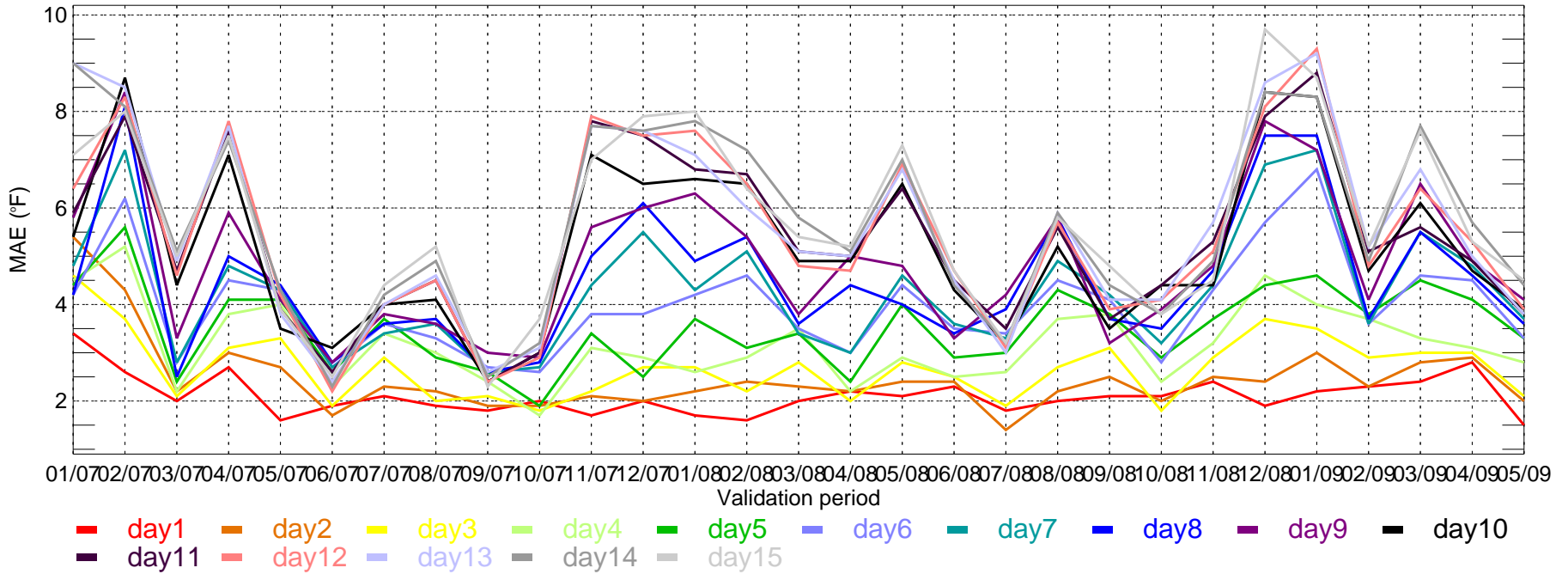
- day1
- day2
- day3
- day4
- day5
- day6
- day7
- day8
- day9
- day10
- day11
- day12
- day13
- day14
- day15

HOU: ECMWF Tmin bias for Monthly Period from 2007-01-01 ~ 2009-05-31

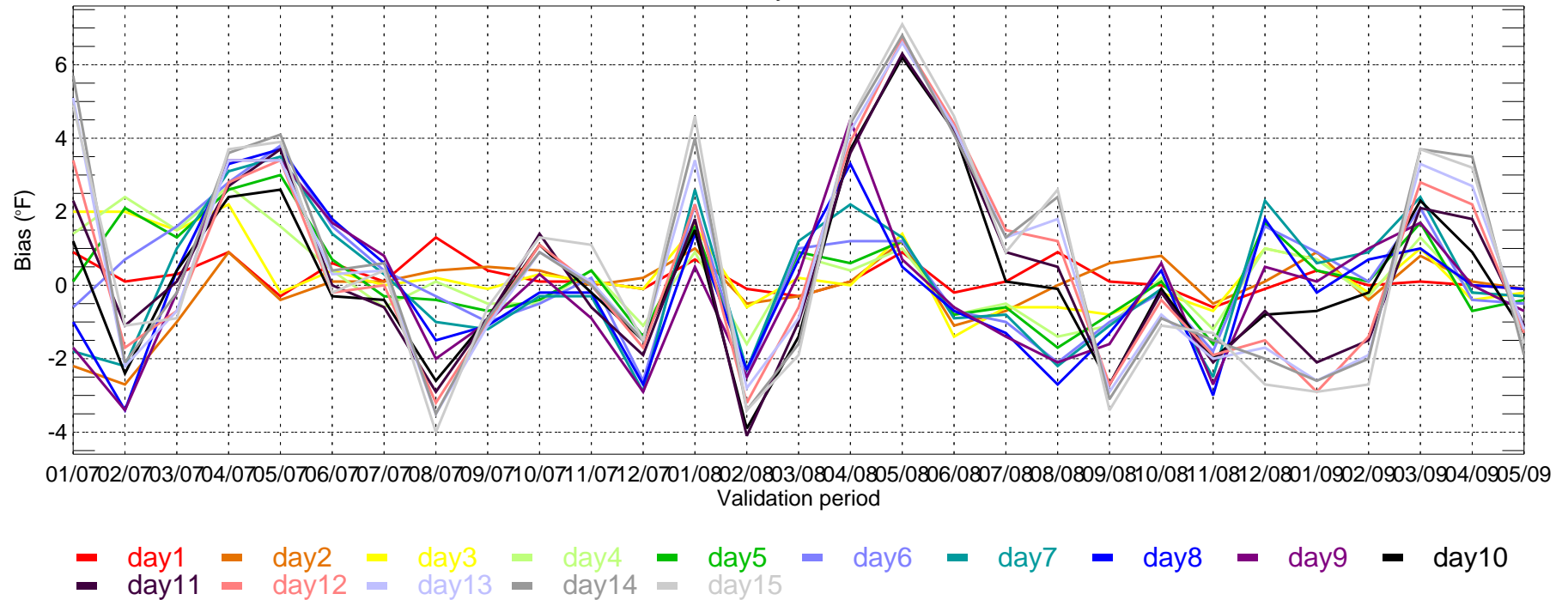


- day1
- day2
- day3
- day4
- day5
- day6
- day7
- day8
- day9
- day10
- day11
- day12
- day13
- day14
- day15

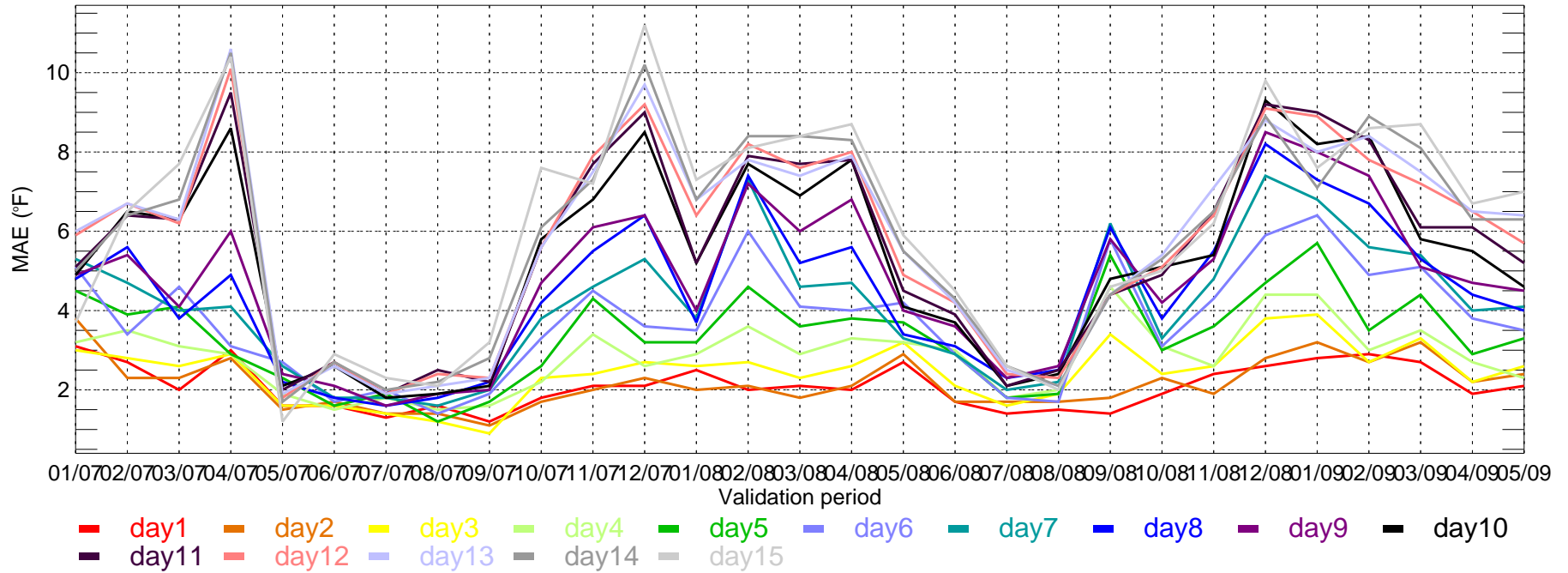
IAH: ECMWF Tmax MAE for Monthly Period from 2007-01-01 ~ 2009-05-31



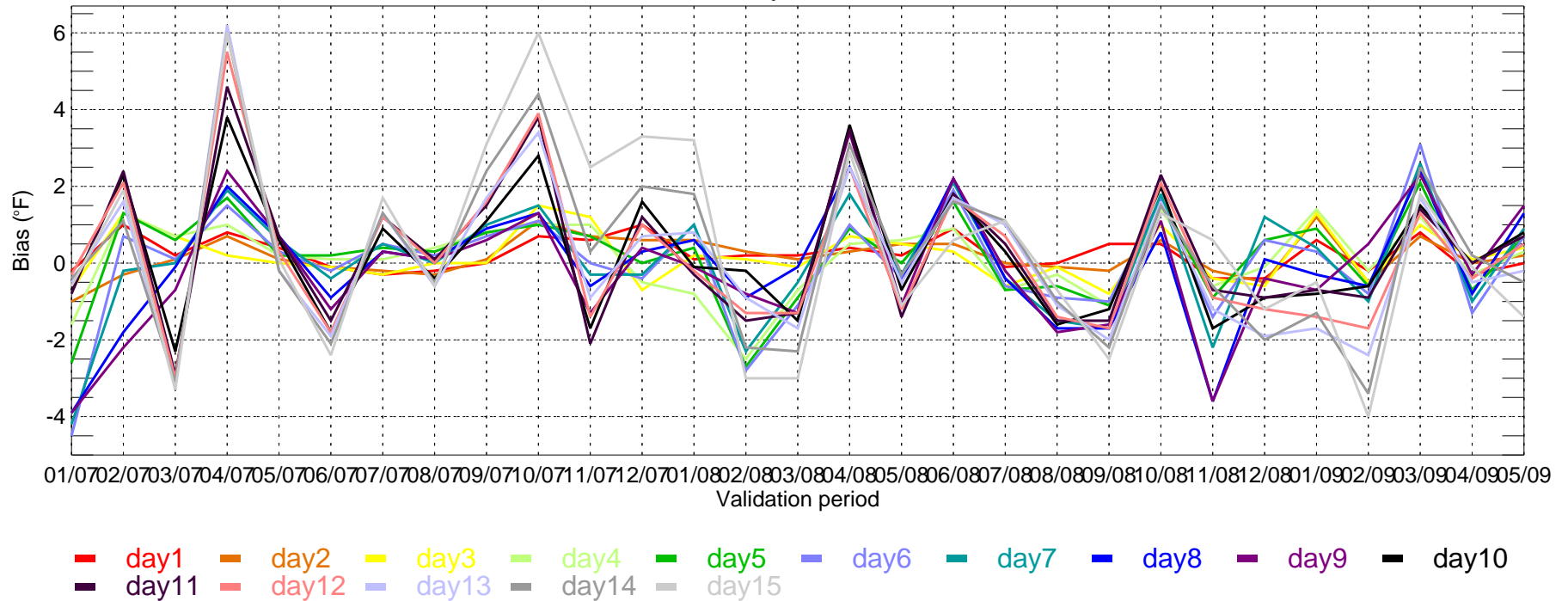
IAH: ECMWF Tmax bias for Monthly Period from 2007-01-01 ~ 2009-05-31



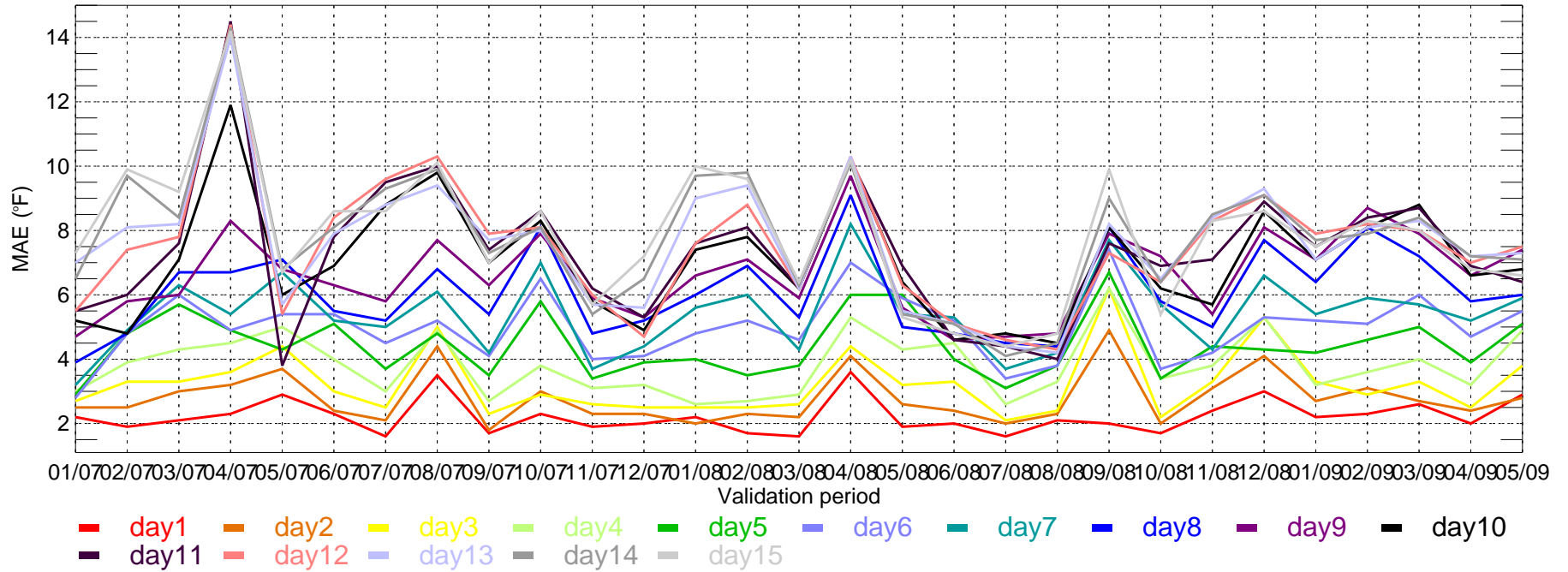
IAH: ECMWF Tmin MAE for Monthly Period from 2007-01-01 ~ 2009-05-31



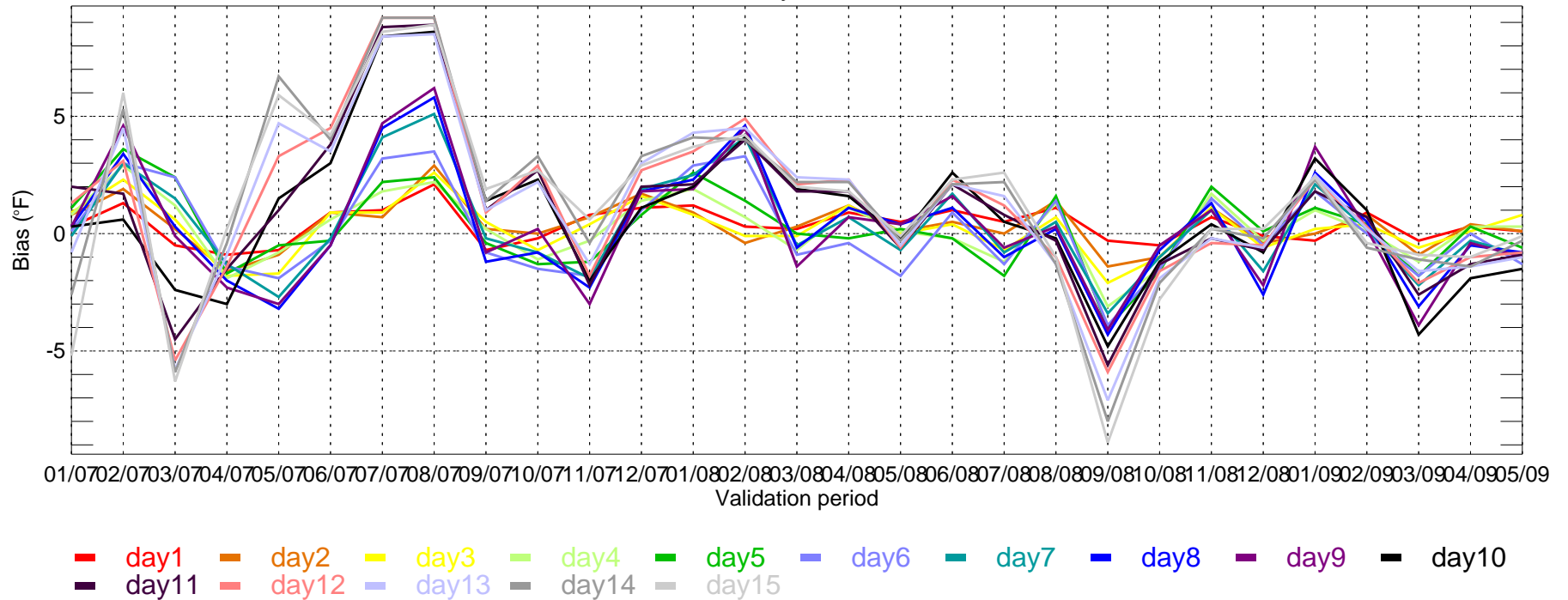
IAH: ECMWF Tmin bias for Monthly Period from 2007-01-01 ~ 2009-05-31



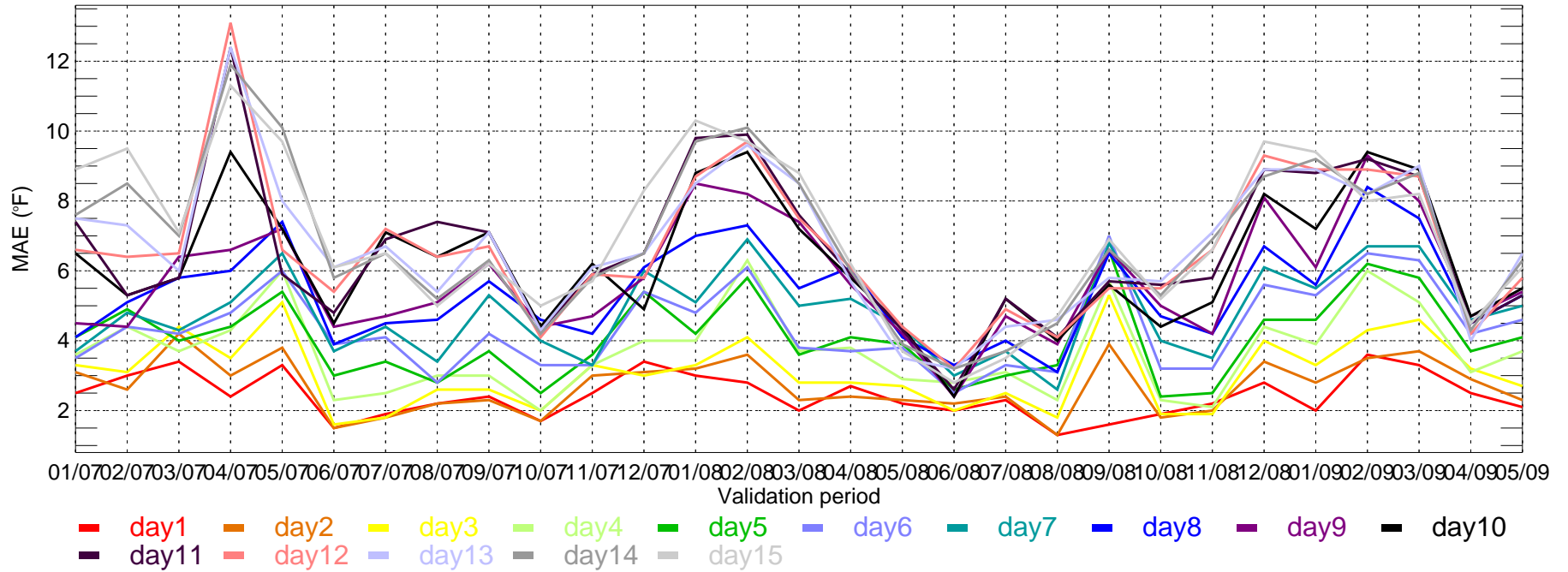
MSP: ECMWF Tmax MAE for Monthly Period from 2007-01-01 ~ 2009-05-31



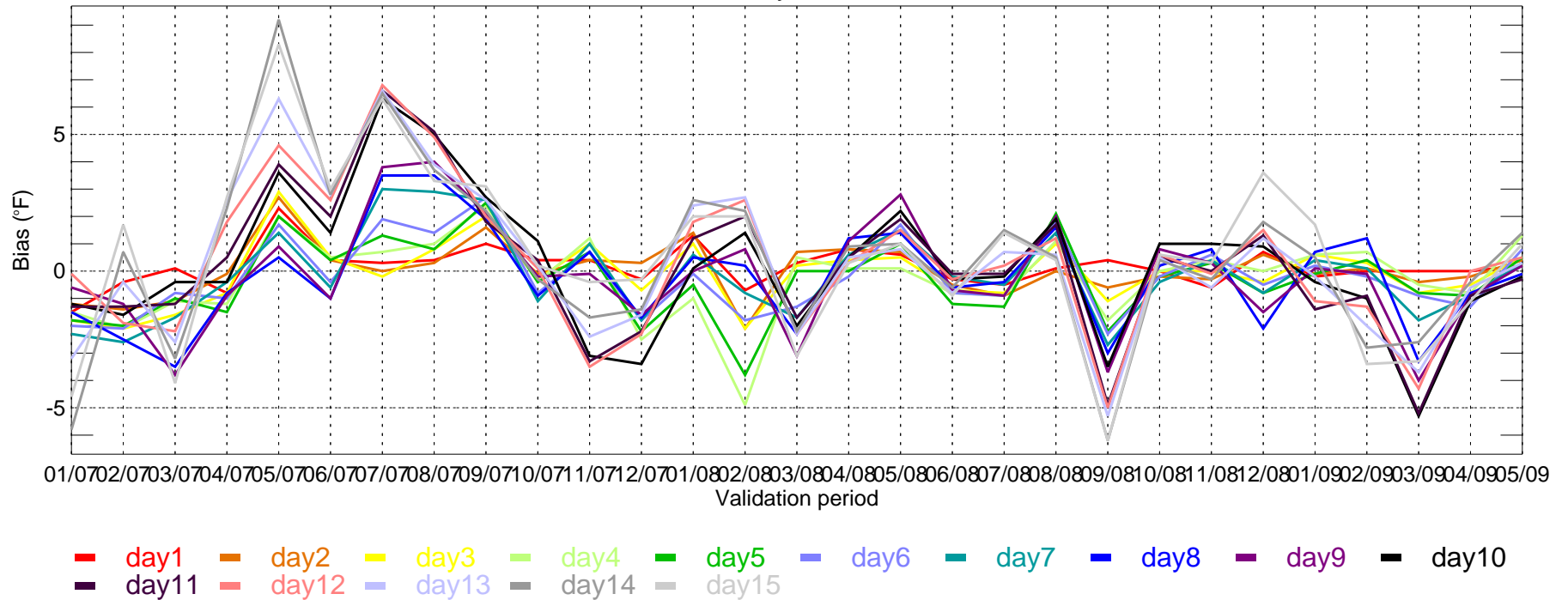
MSP: ECMWF Tmax bias for Monthly Period from 2007-01-01 ~ 2009-05-31



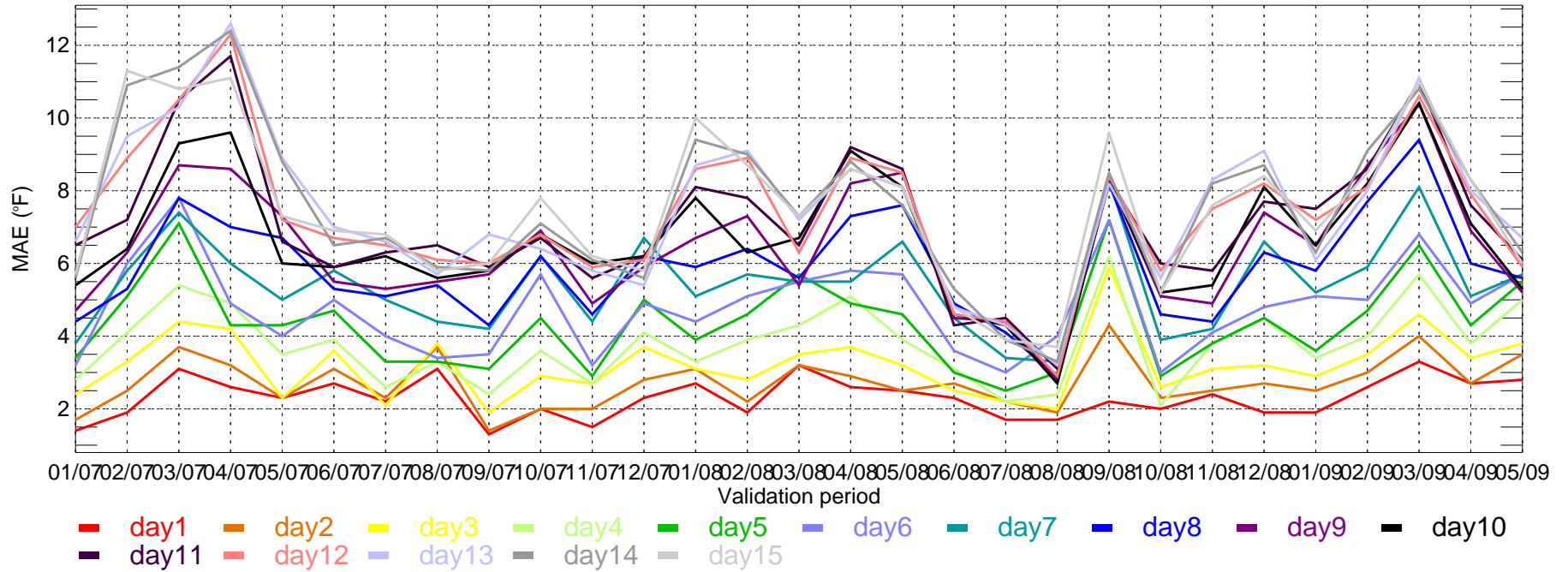
MSP: ECMWF Tmin MAE for Monthly Period from 2007-01-01 ~ 2009-05-31



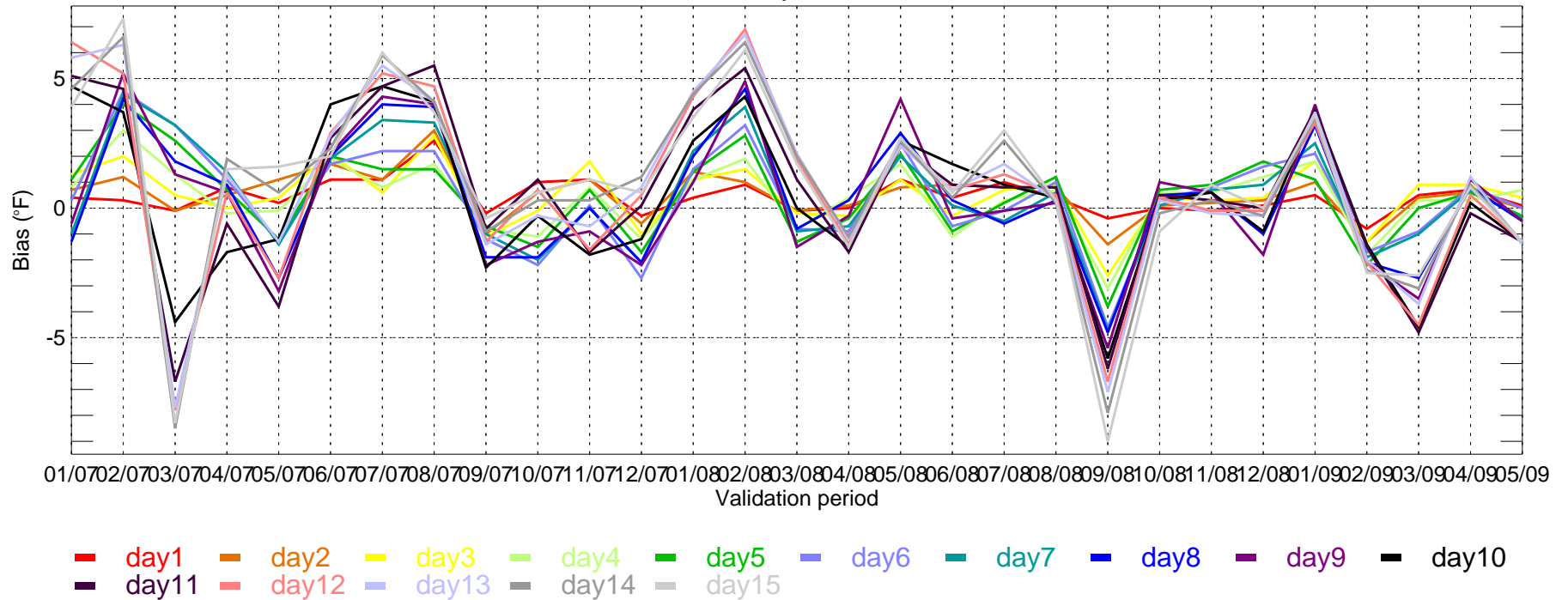
MSP: ECMWF Tmin bias for Monthly Period from 2007-01-01 ~ 2009-05-31



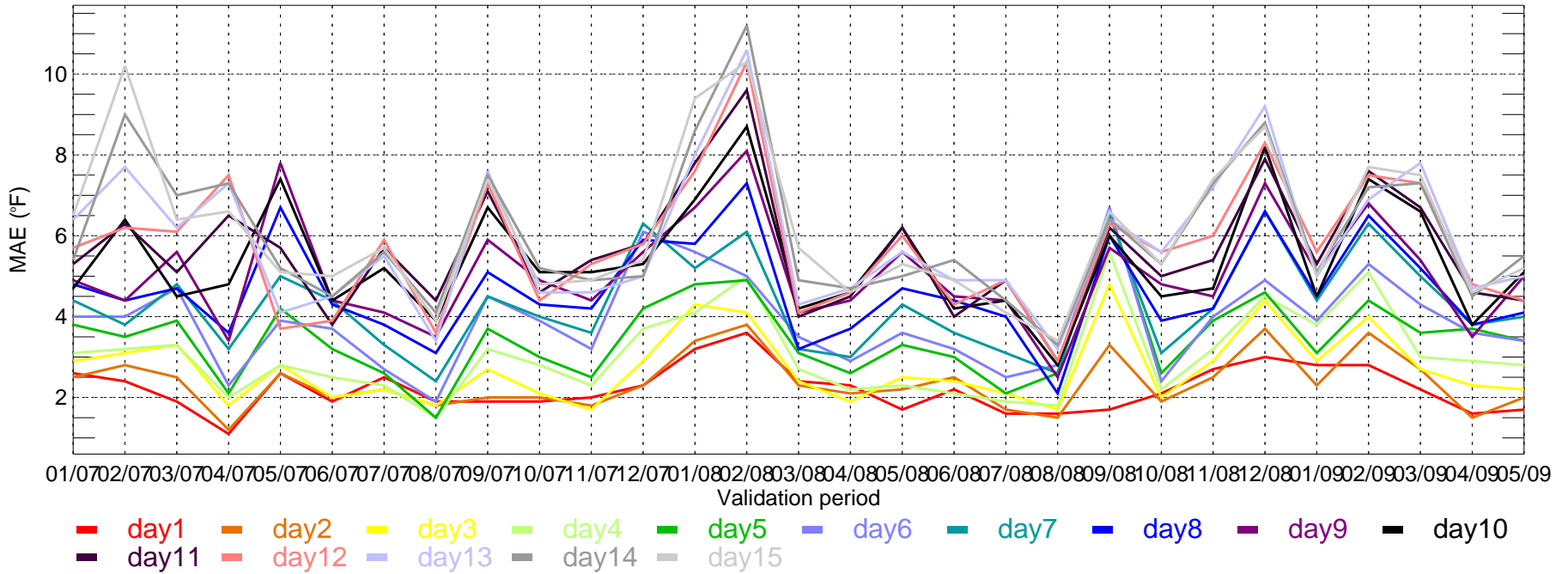
ORD: ECMWF Tmax MAE for Monthly Period from 2007-01-01 ~ 2009-05-31



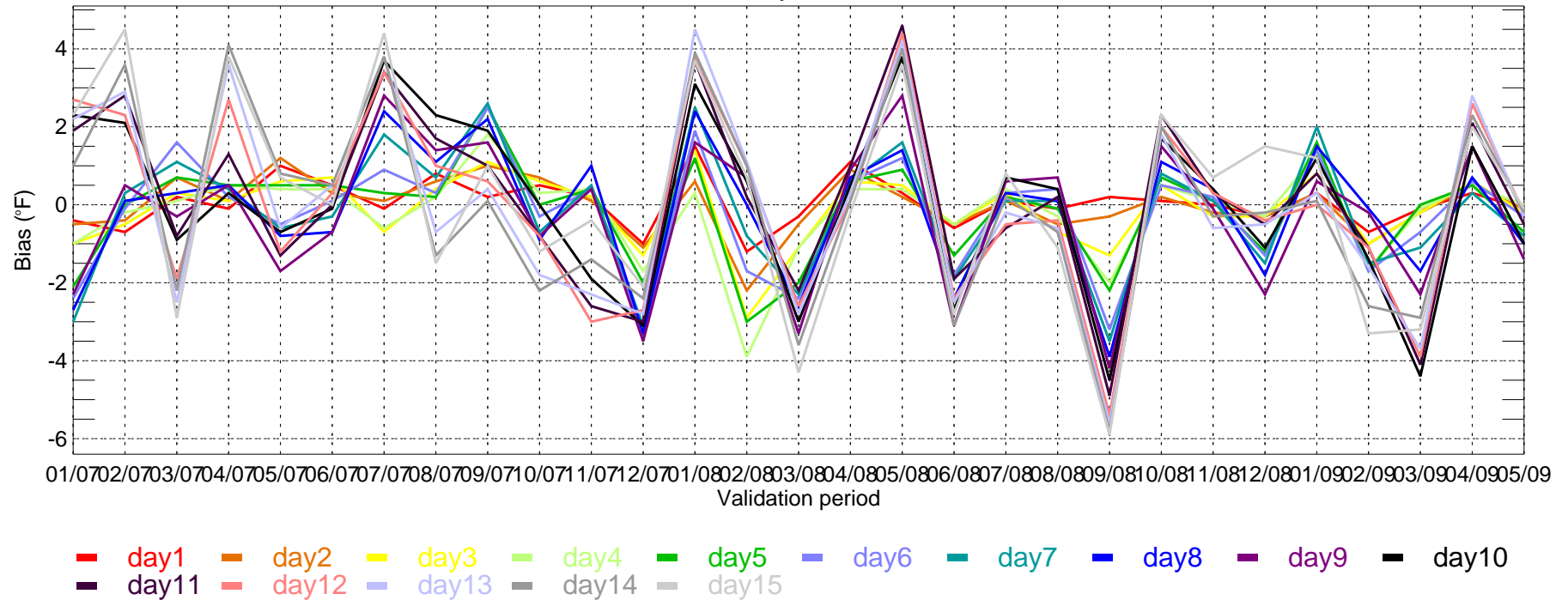
ORD: ECMWF Tmax bias for Monthly Period from 2007-01-01 ~ 2009-05-31



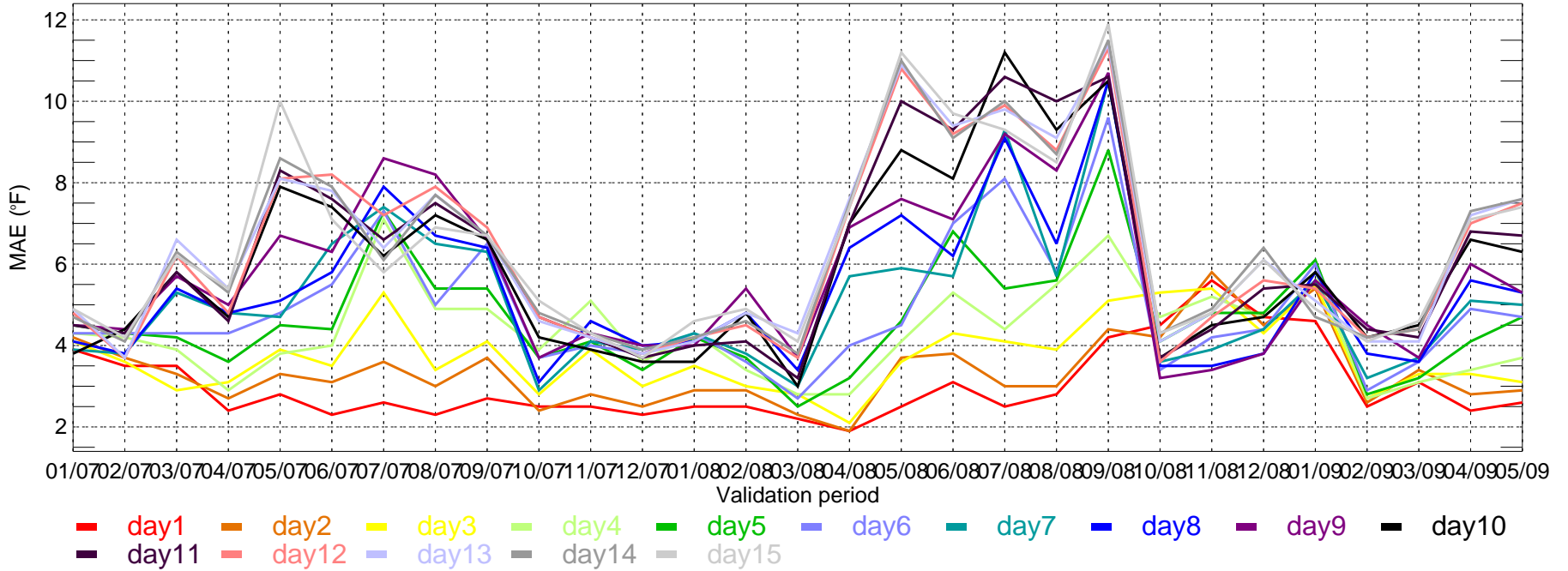
ORD: ECMWF Tmin MAE for Monthly Period from 2007-01-01 ~ 2009-05-31



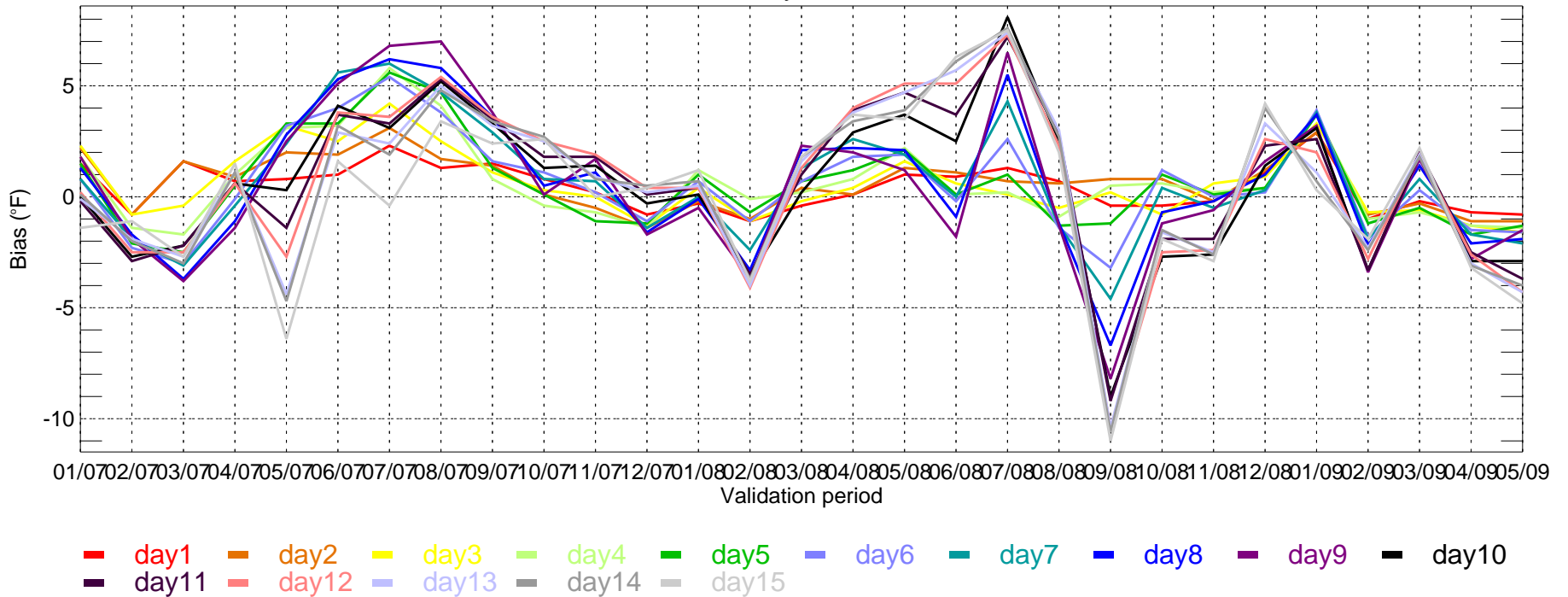
ORD: ECMWF Tmin bias for Monthly Period from 2007-01-01 ~ 2009-05-31



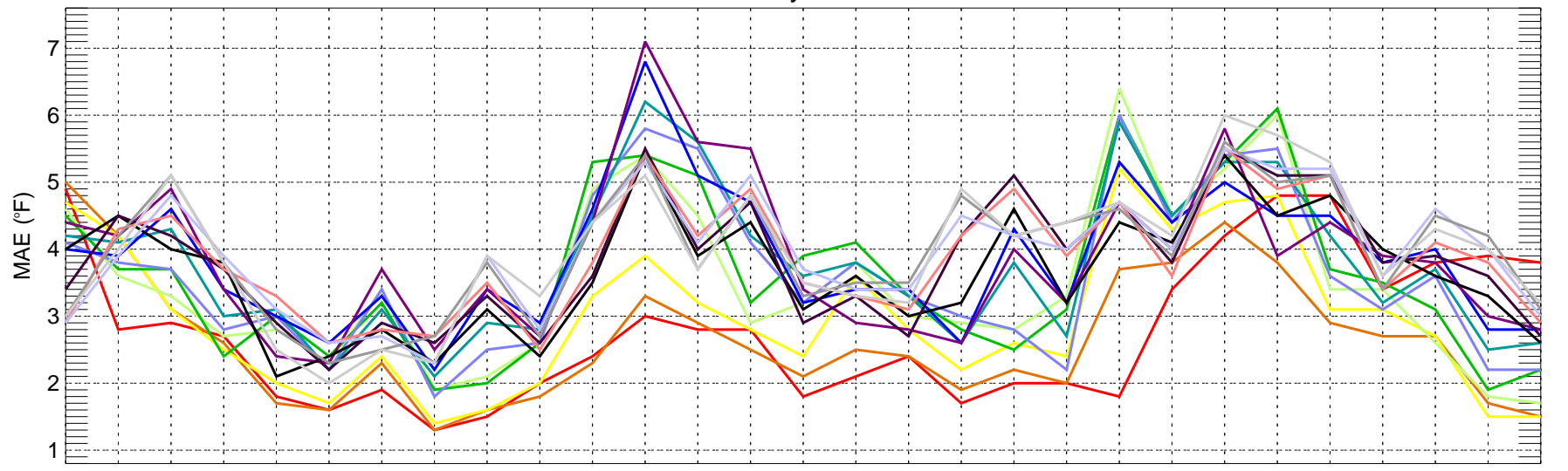
PDX: ECMWF Tmax MAE for Monthly Period from 2007-01-01 ~ 2009-05-31



PDX: ECMWF Tmax bias for Monthly Period from 2007-01-01 ~ 2009-05-31



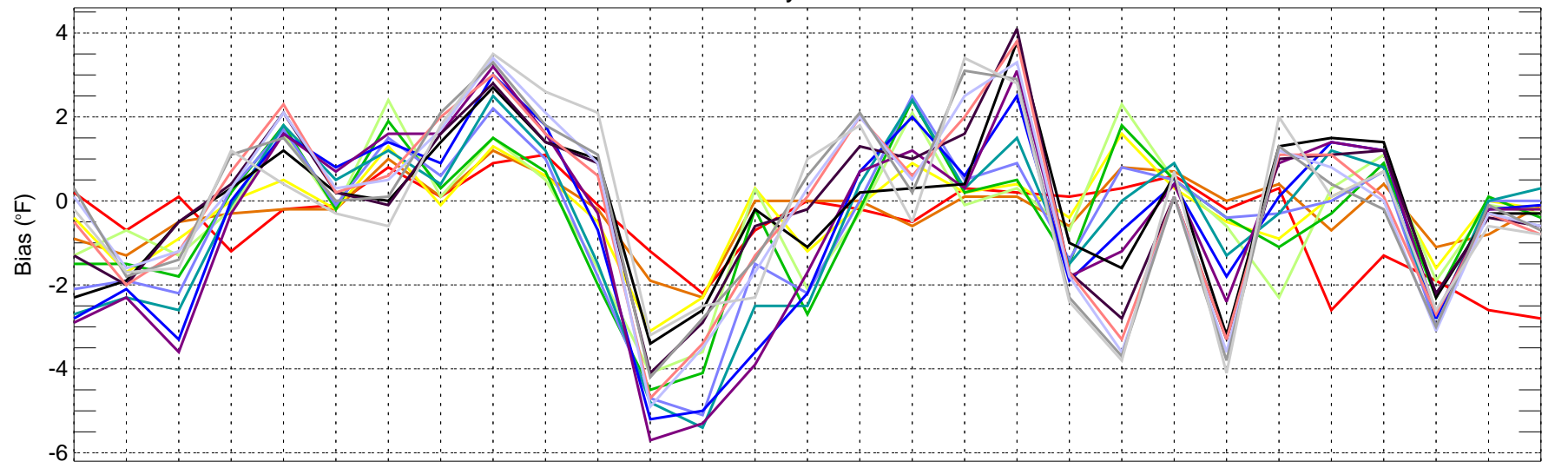
PDX: ECMWF Tmin MAE for Monthly Period from 2007-01-01 ~ 2009-05-31



01/07 02/07 03/07 04/07 05/07 06/07 07/07 08/07 09/07 10/07 11/07 12/07 01/08 02/08 03/08 04/08 05/08 06/08 07/08 08/08 09/08 10/08 11/08 12/08 01/09 02/09 03/09 04/09 05/09

Validation period
day1 day2 day3 day4 day5 day6 day7 day8 day9 day10
day11 day12 day13 day14 day15

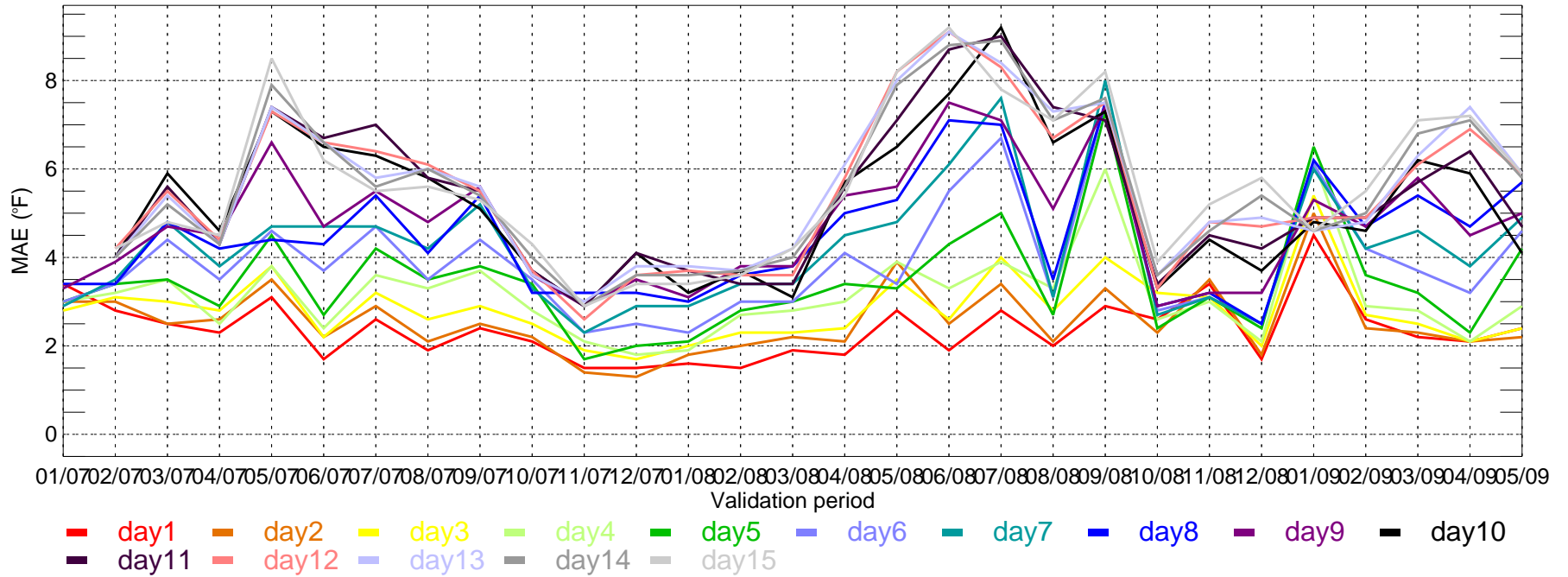
PDX: ECMWF Tmin bias for Monthly Period from 2007-01-01 ~ 2009-05-31



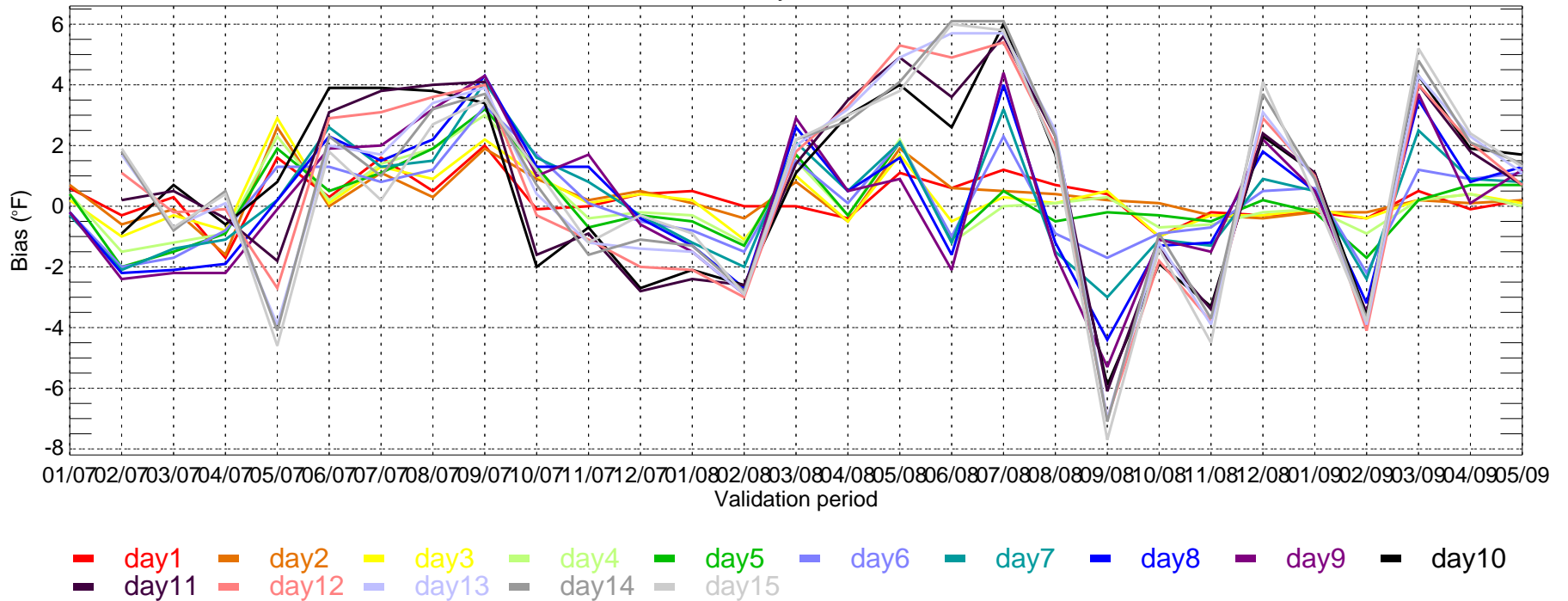
01/07 02/07 03/07 04/07 05/07 06/07 07/07 08/07 09/07 10/07 11/07 12/07 01/08 02/08 03/08 04/08 05/08 06/08 07/08 08/08 09/08 10/08 11/08 12/08 01/09 02/09 03/09 04/09 05/09

Validation period
day1 day2 day3 day4 day5 day6 day7 day8 day9 day10
day11 day12 day13 day14 day15

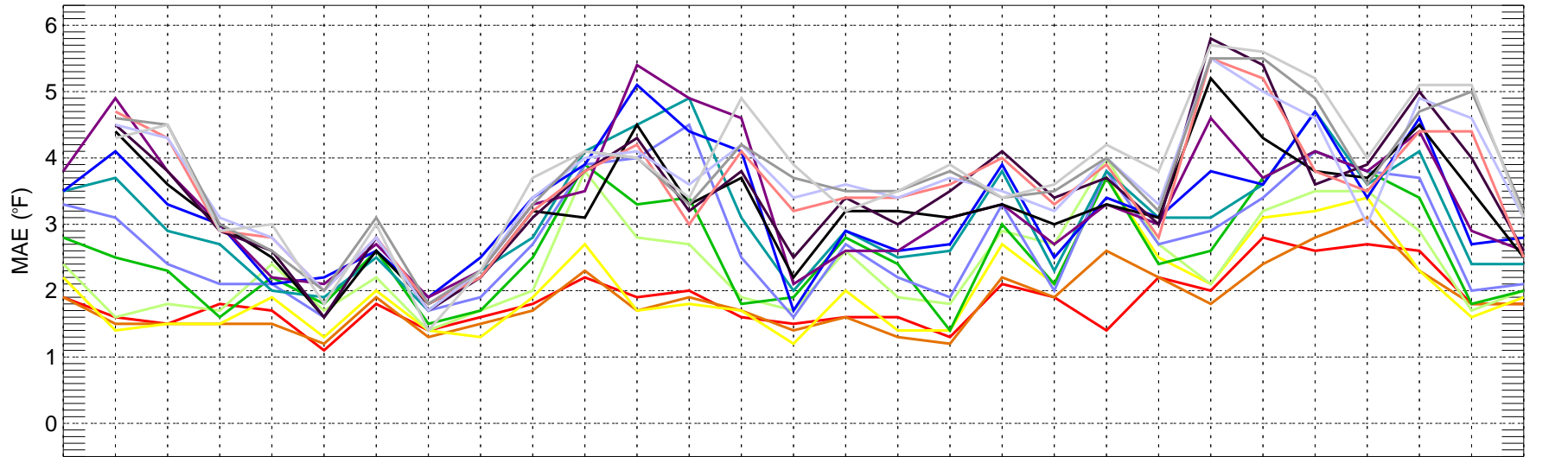
SEA: ECMWF Tmax MAE for Monthly Period from 2007-01-01 ~ 2009-05-31



SEA: ECMWF Tmax bias for Monthly Period from 2007-01-01 ~ 2009-05-31



SEA: ECMWF Tmin MAE for Monthly Period from 2007-01-01 ~ 2009-05-31

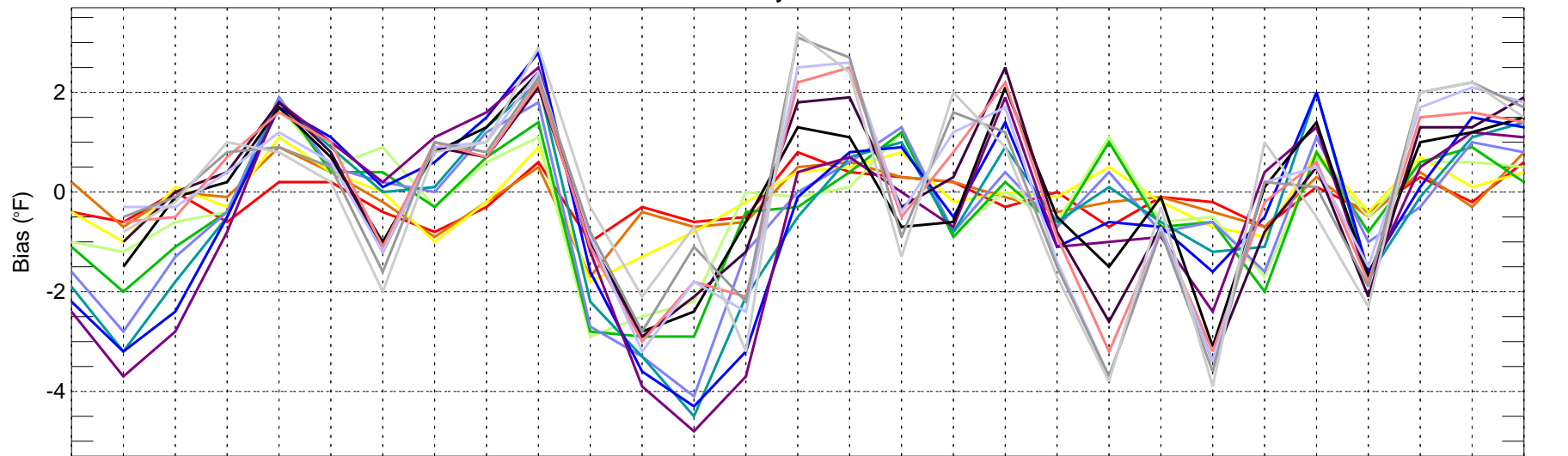


01/0702/0703/0704/0705/0706/0707/0708/0709/0710/0711/0712/0701/0802/0803/0804/0805/0806/0807/0808/0809/0810/0811/0812/0801/0902/0903/0904/0905/09

Validation period

- day1
- day2
- day3
- day4
- day5
- day6
- day7
- day8
- day9
- day10
- day11
- day12
- day13
- day14
- day15

SEA: ECMWF Tmin bias for Monthly Period from 2007-01-01 ~ 2009-05-31

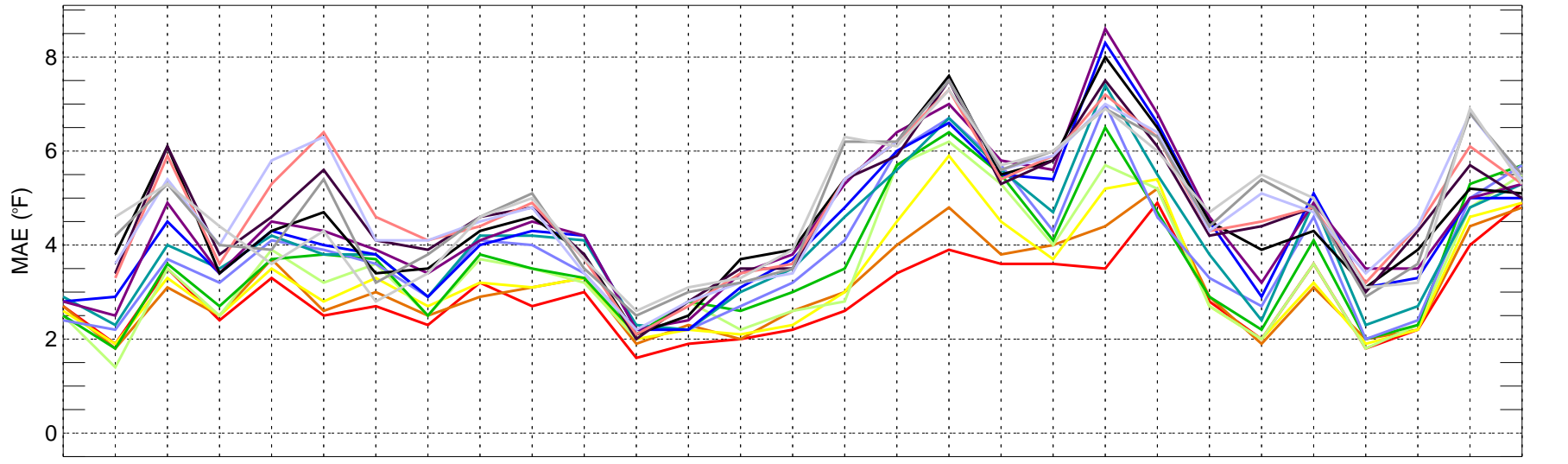


01/0702/0703/0704/0705/0706/0707/0708/0709/0710/0711/0712/0701/0802/0803/0804/0805/0806/0807/0808/0809/0810/0811/0812/0801/0902/0903/0904/0905/09

Validation period

- day1
- day2
- day3
- day4
- day5
- day6
- day7
- day8
- day9
- day10
- day11
- day12
- day13
- day14
- day15

SFO: ECMWF Tmax MAE for Monthly Period from 2007-01-01 ~ 2009-05-31

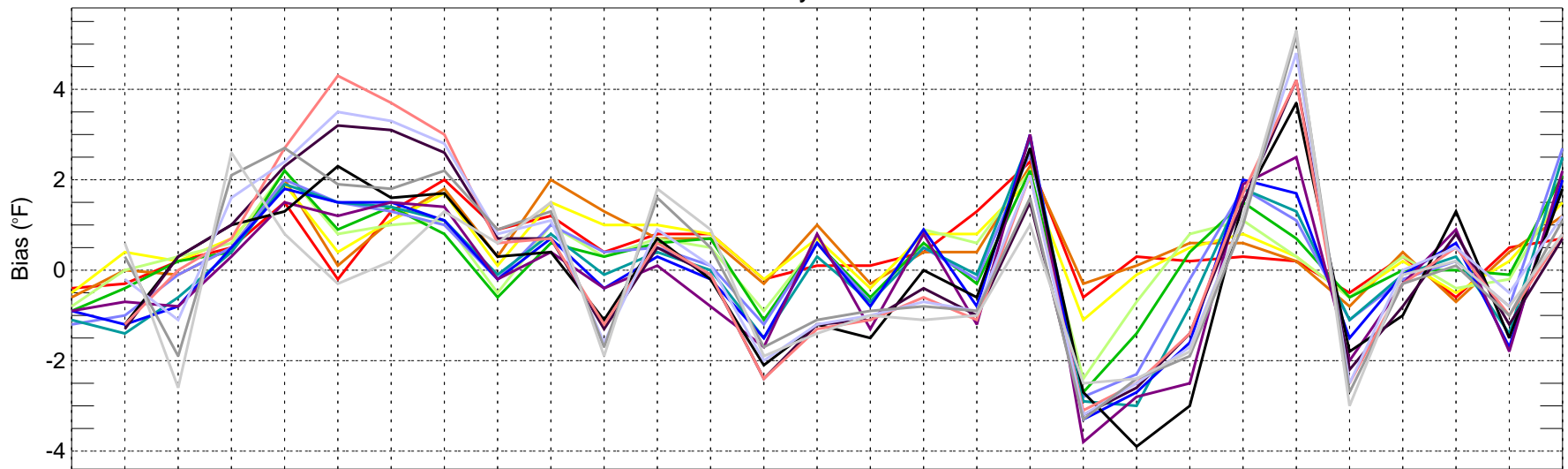


01/0702/0703/0704/0705/0706/0707/0708/0709/0710/0711/0712/0701/0802/0803/0804/0805/0806/0807/0808/0809/0810/0811/0812/0801/0902/0903/0904/0905/09

Validation period

- day1 day2 day3 day4 day5 day6 day7 day8 day9 day10
- day11 day12 day13 day14 day15

SFO: ECMWF Tmax bias for Monthly Period from 2007-01-01 ~ 2009-05-31

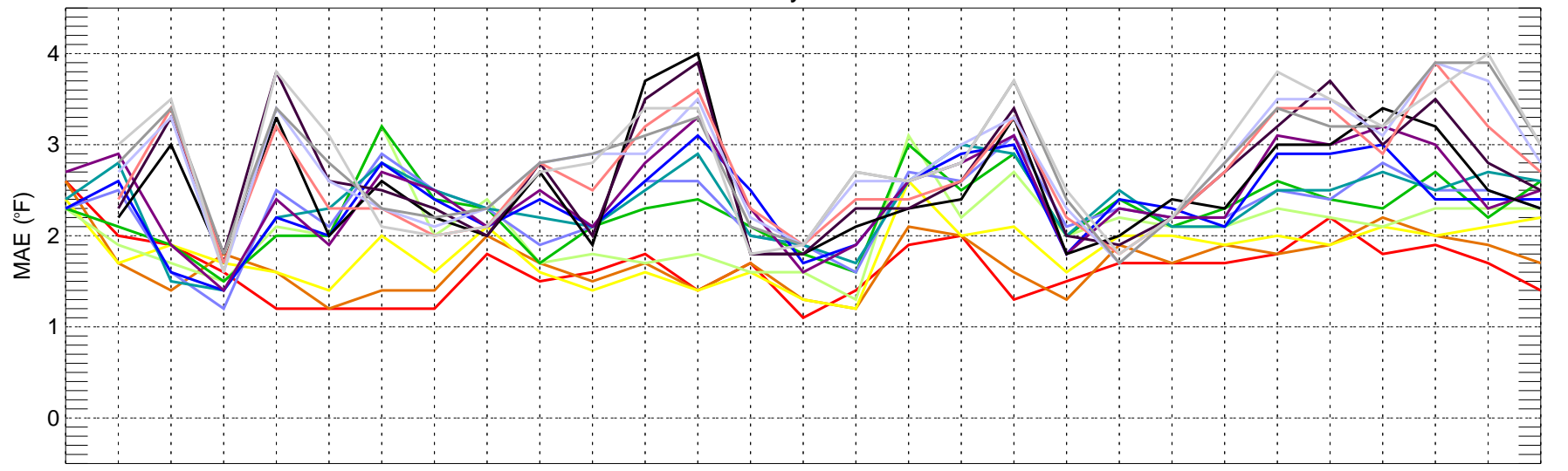


01/0702/0703/0704/0705/0706/0707/0708/0709/0710/0711/0712/0701/0802/0803/0804/0805/0806/0807/0808/0809/0810/0811/0812/0801/0902/0903/0904/0905/09

Validation period

- day1 day2 day3 day4 day5 day6 day7 day8 day9 day10
- day11 day12 day13 day14 day15

SFO: ECMWF Tmin MAE for Monthly Period from 2007-01-01 ~ 2009-05-31

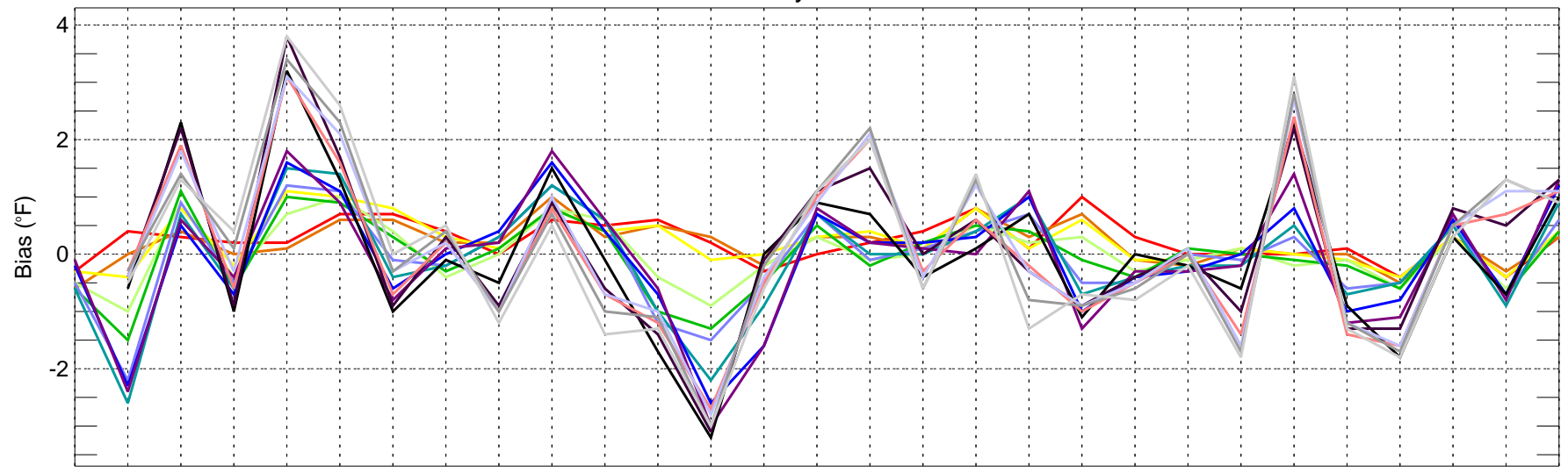


01/0702/0703/0704/0705/0706/0707/0708/0709/0710/0711/0712/0701/0802/0803/0804/0805/0806/0807/0808/0809/0810/0811/0812/0801/0902/0903/0904/0905/09

Validation period

- day1 day2 day3 day4 day5 day6 day7 day8 day9 day10
- day11 day12 day13 day14 day15

SFO: ECMWF Tmin bias for Monthly Period from 2007-01-01 ~ 2009-05-31

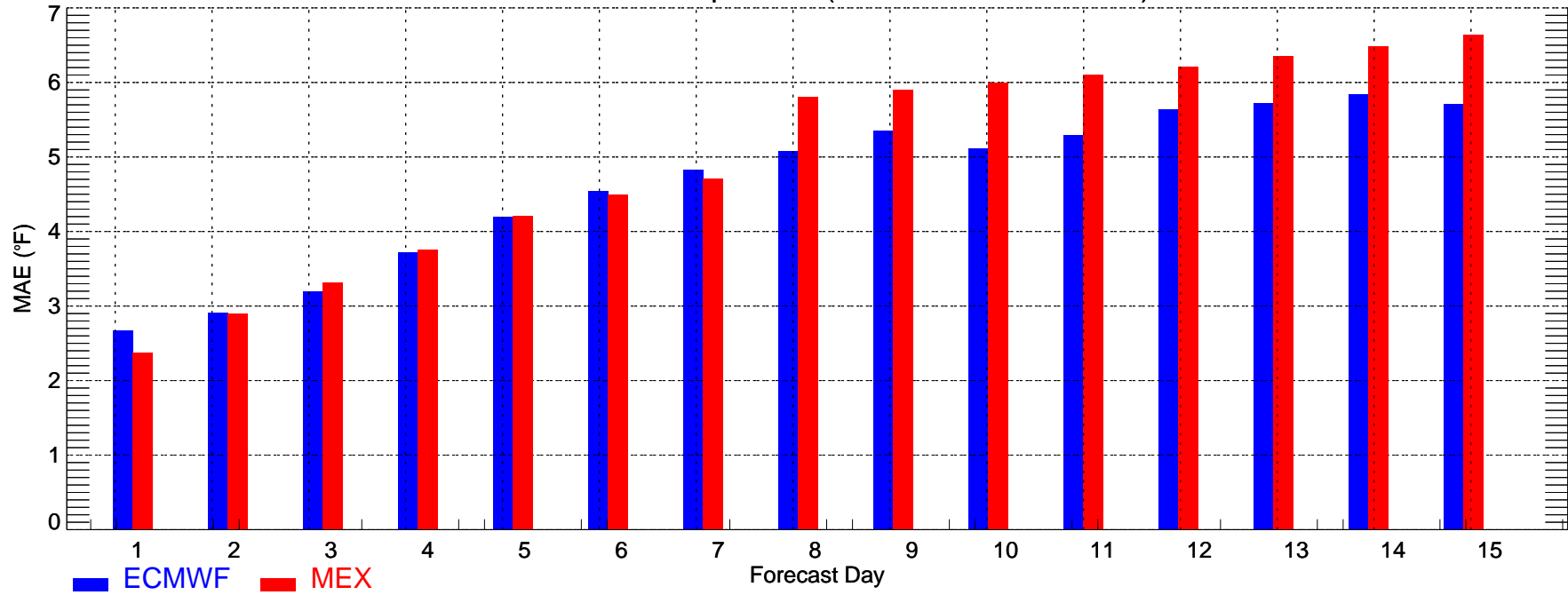


01/0702/0703/0704/0705/0706/0707/0708/0709/0710/0711/0712/0701/0802/0803/0804/0805/0806/0807/0808/0809/0810/0811/0812/0801/0902/0903/0904/0905/09

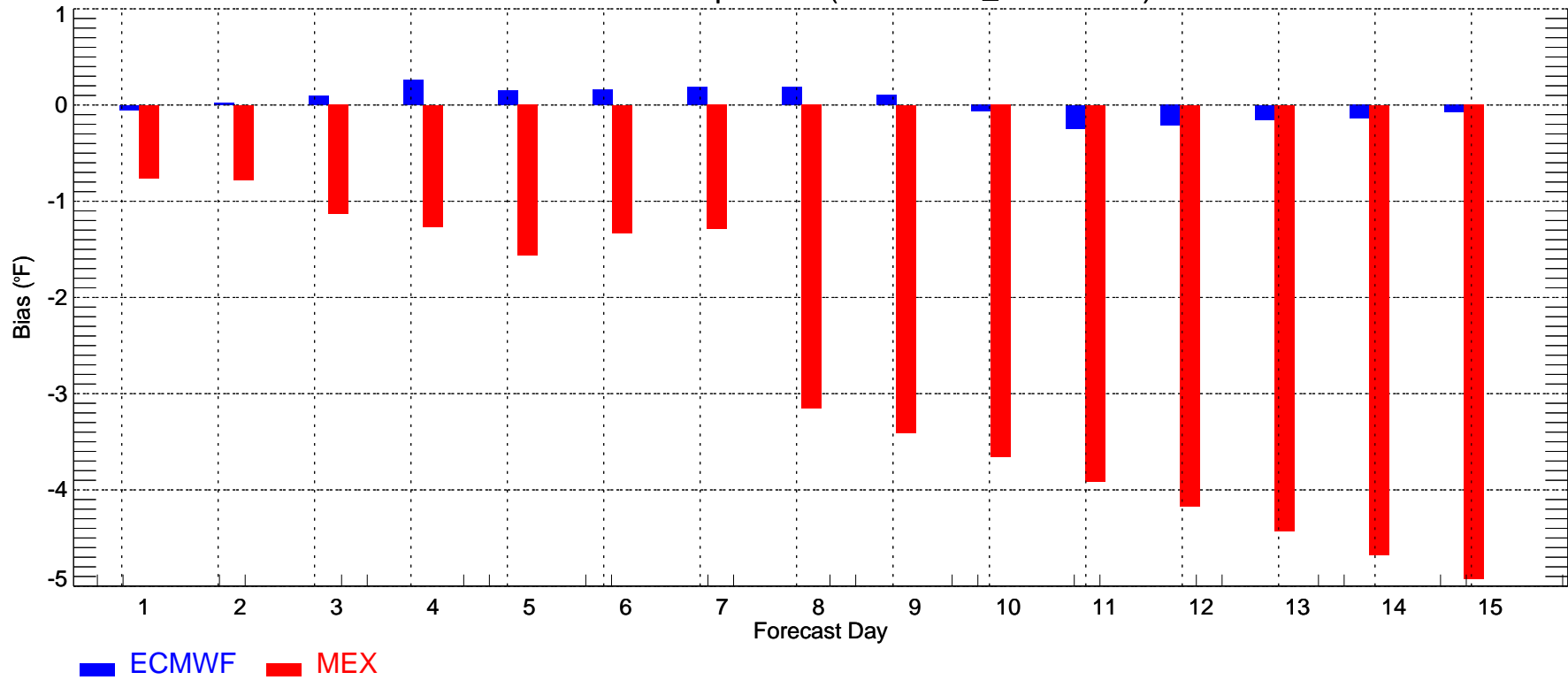
Validation period

- day1 day2 day3 day4 day5 day6 day7 day8 day9 day10
- day11 day12 day13 day14 day15

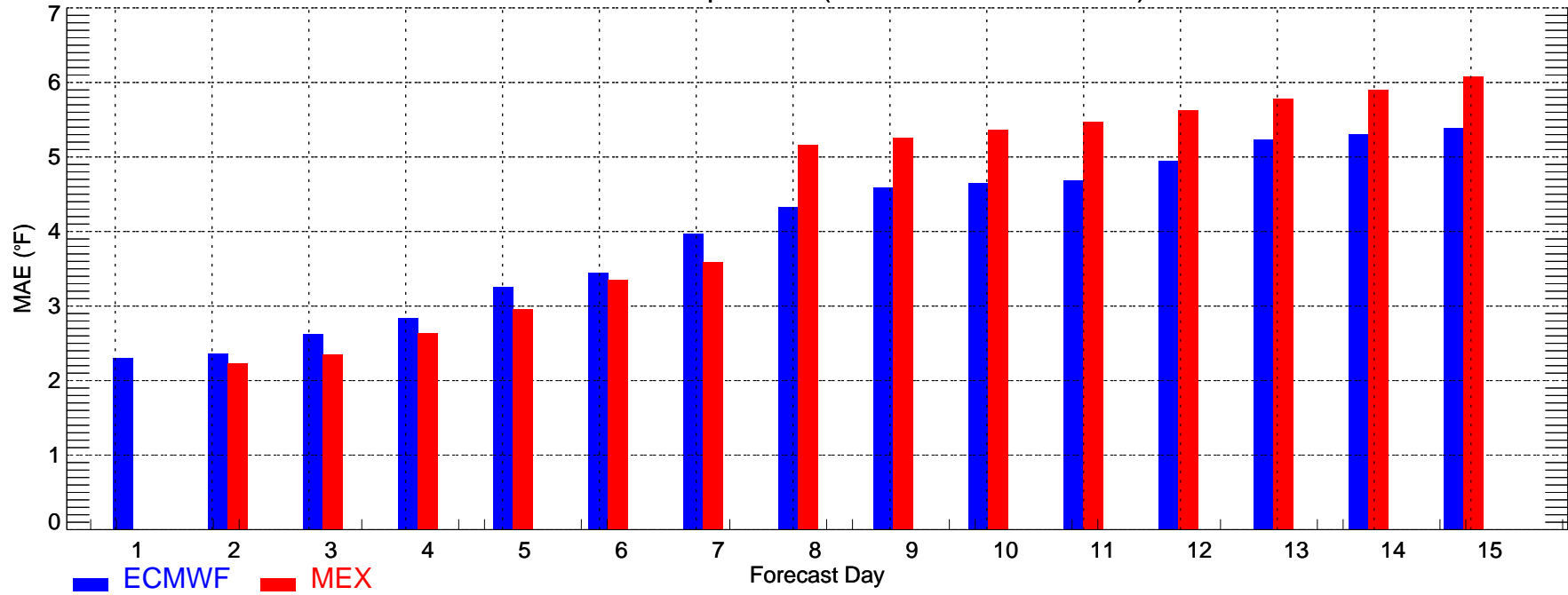
CUST1: Max Temperature (2009-05-01_2009-05-31)



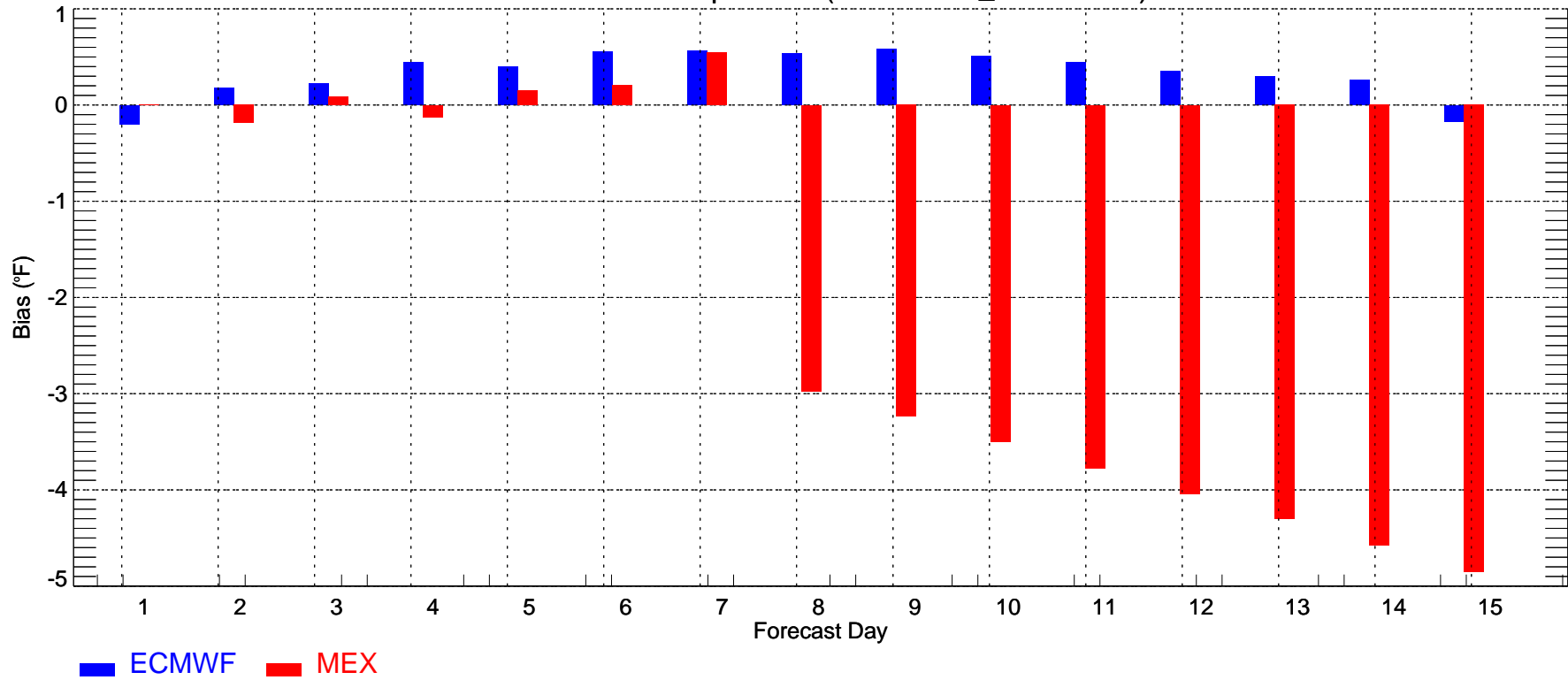
CUST1: Max Temperature (2009-05-01_2009-05-31)



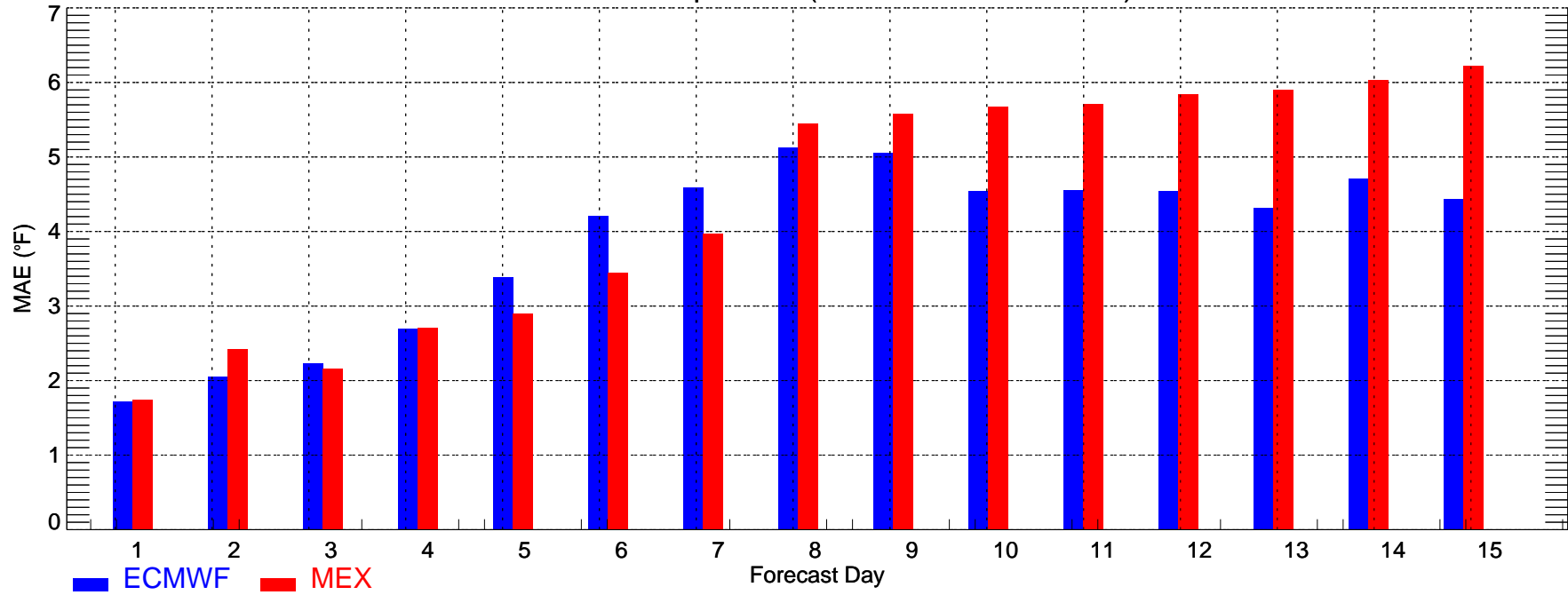
CUST1: Min Temperature (2009-05-01_2009-05-31)



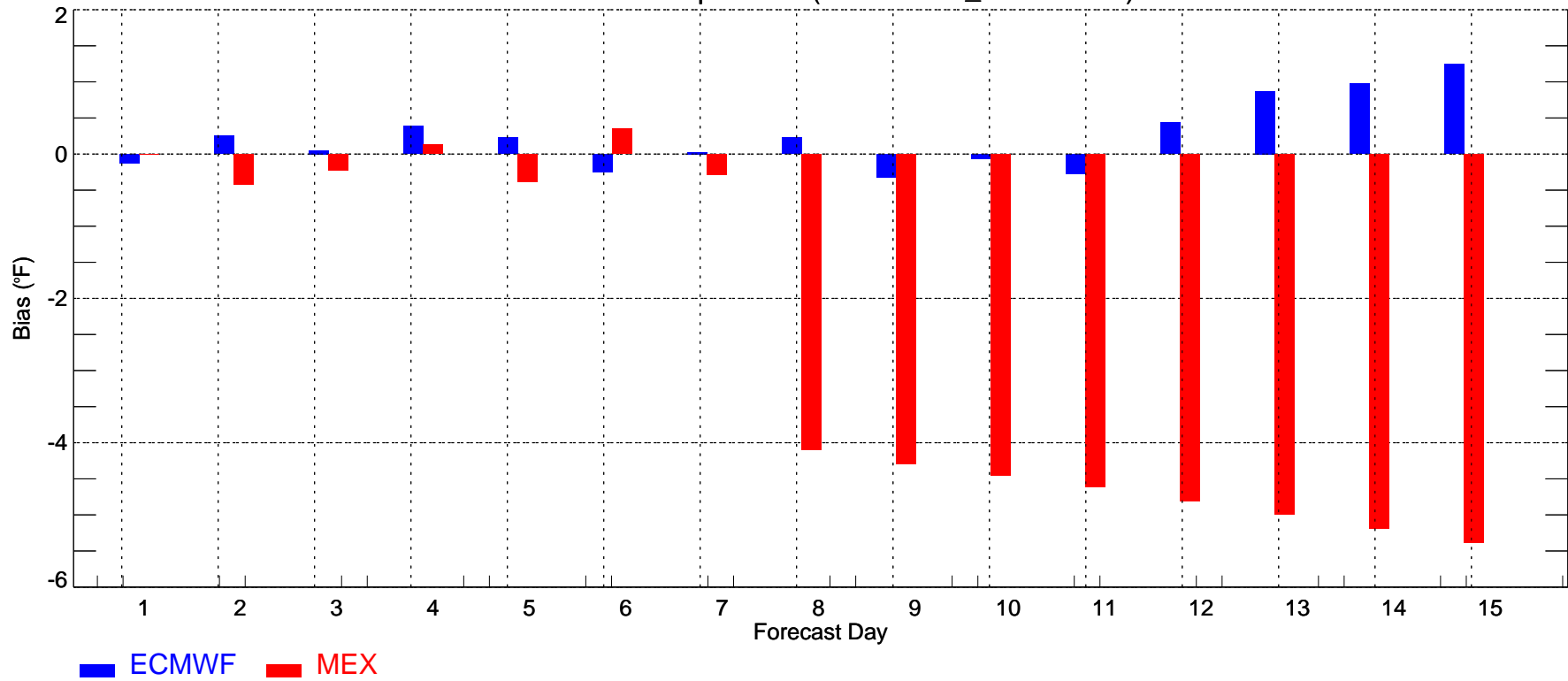
CUST1: Min Temperature (2009-05-01_2009-05-31)



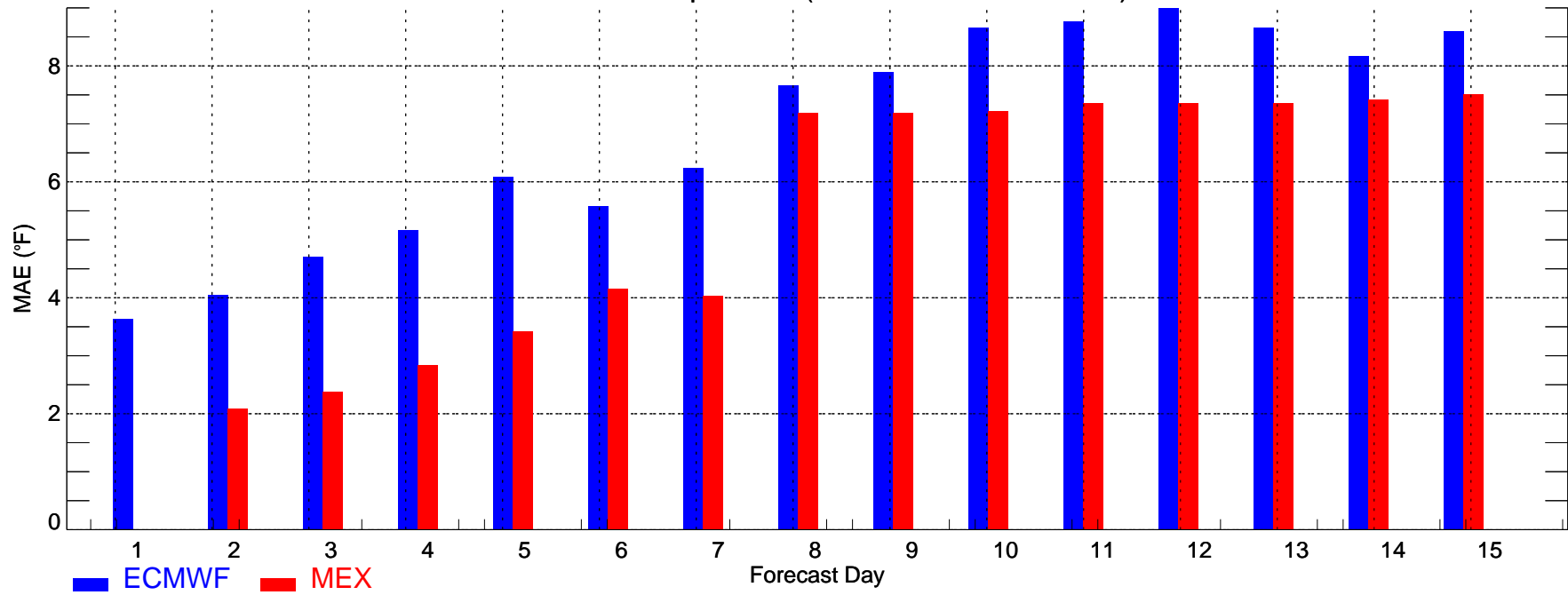
AUS: Max Temperature (2009-05-01_2009-05-31)



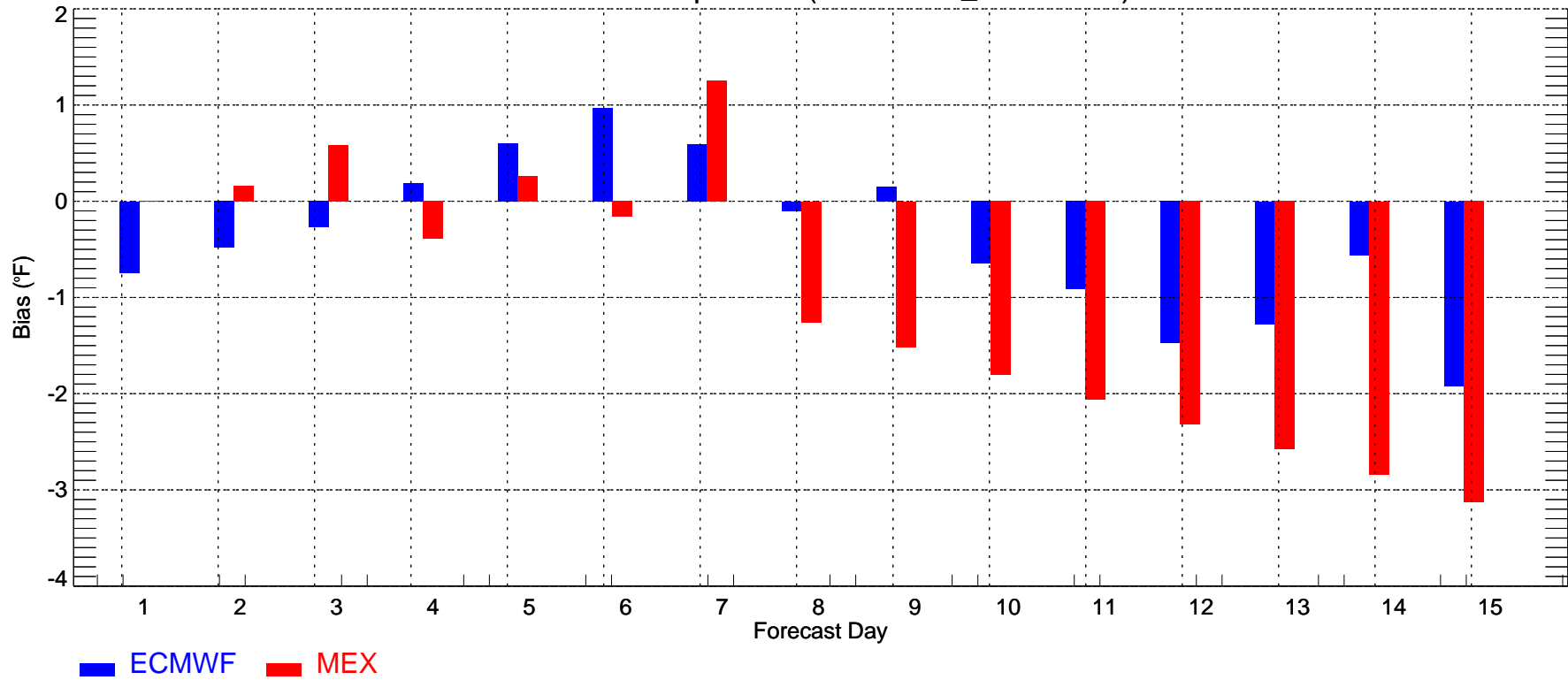
AUS: Max Temperature (2009-05-01_2009-05-31)



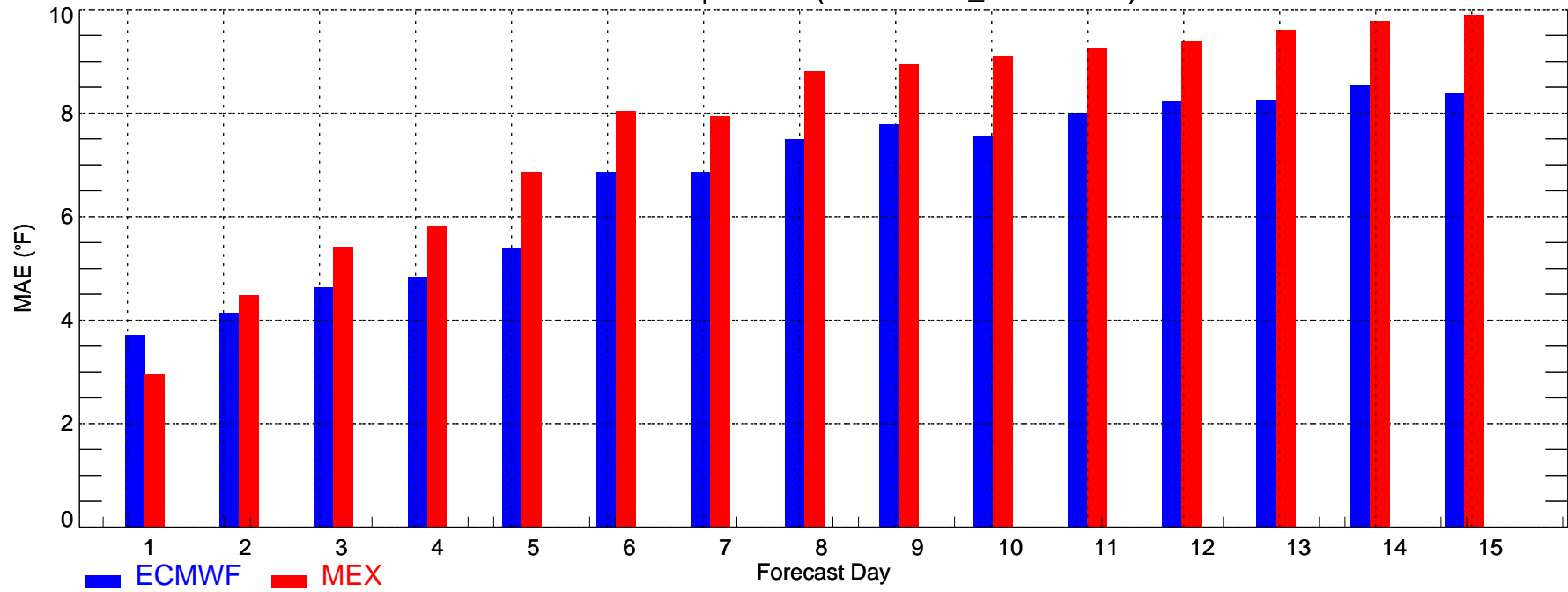
AUS: Min Temperature (2009-05-01_2009-05-31)



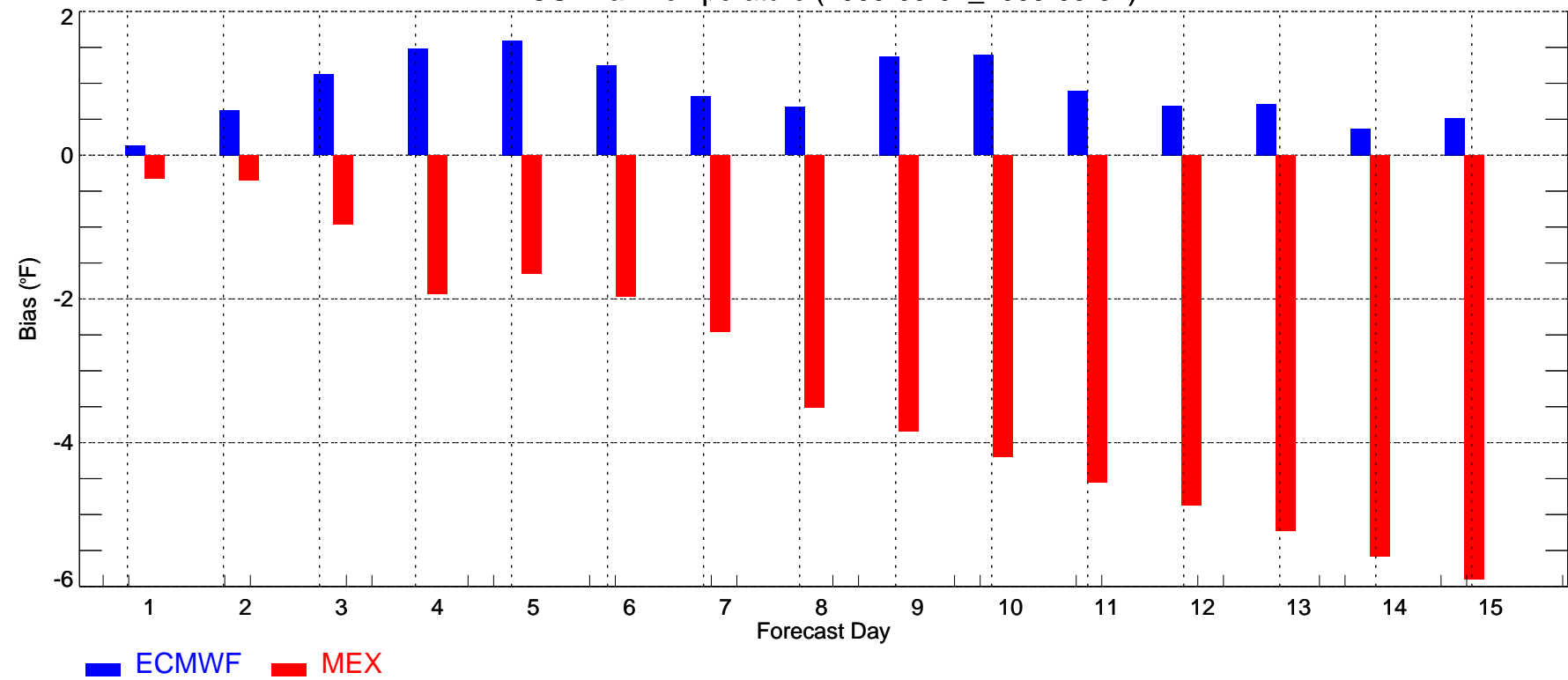
AUS: Min Temperature (2009-05-01_2009-05-31)



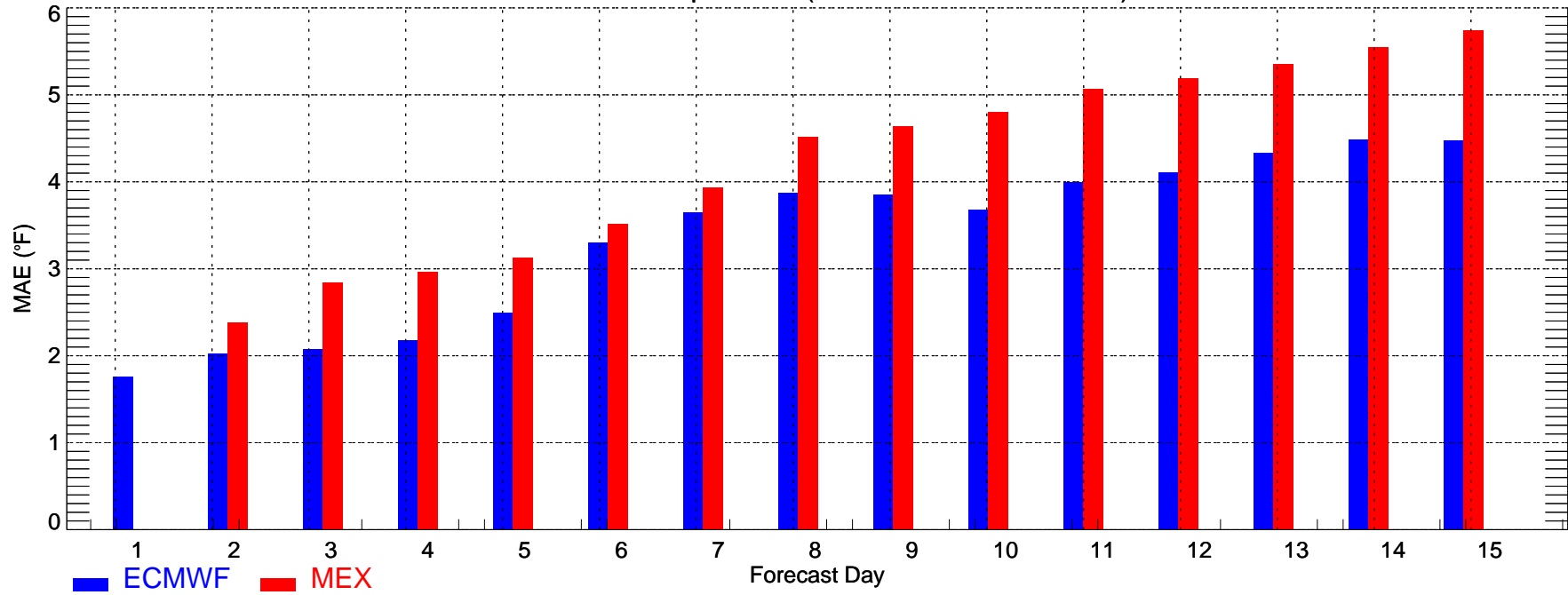
BOS: Max Temperature (2009-05-01_2009-05-31)



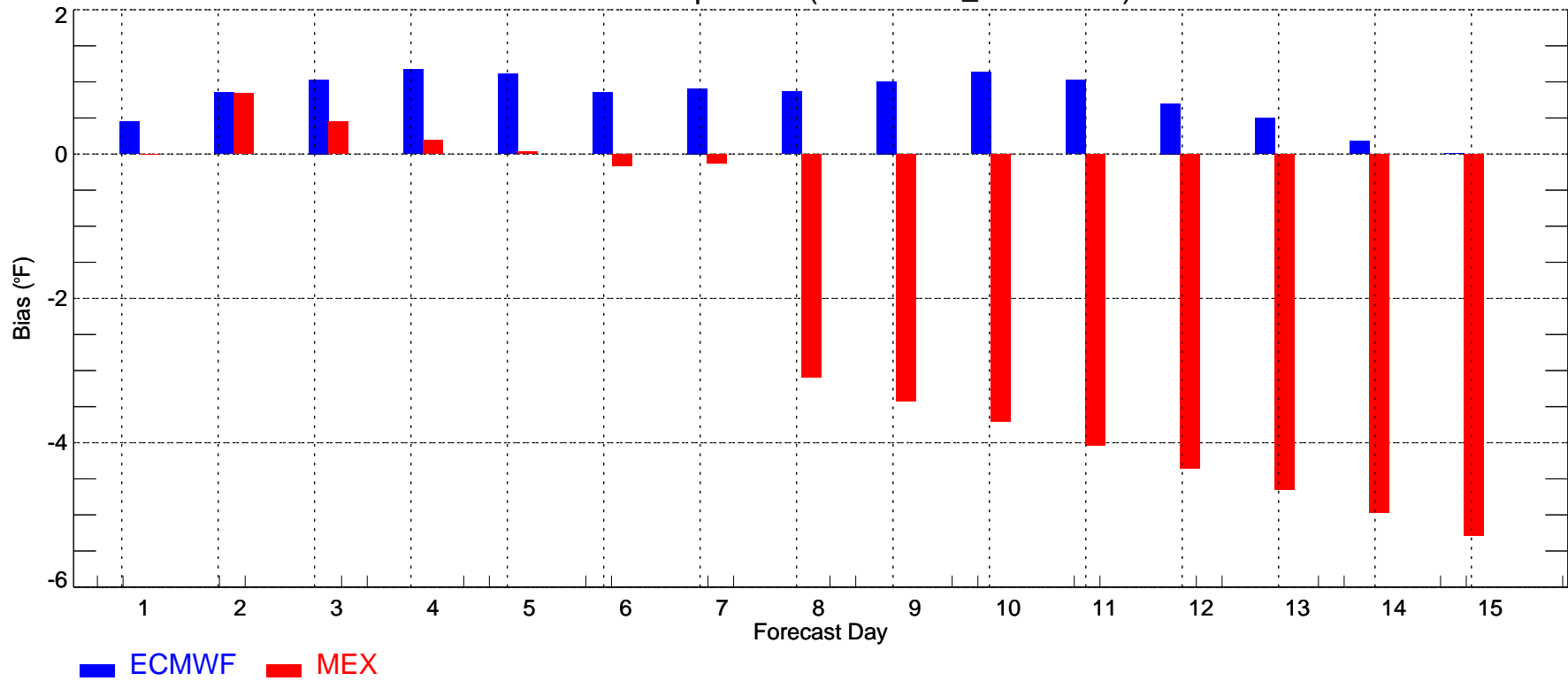
BOS: Max Temperature (2009-05-01_2009-05-31)



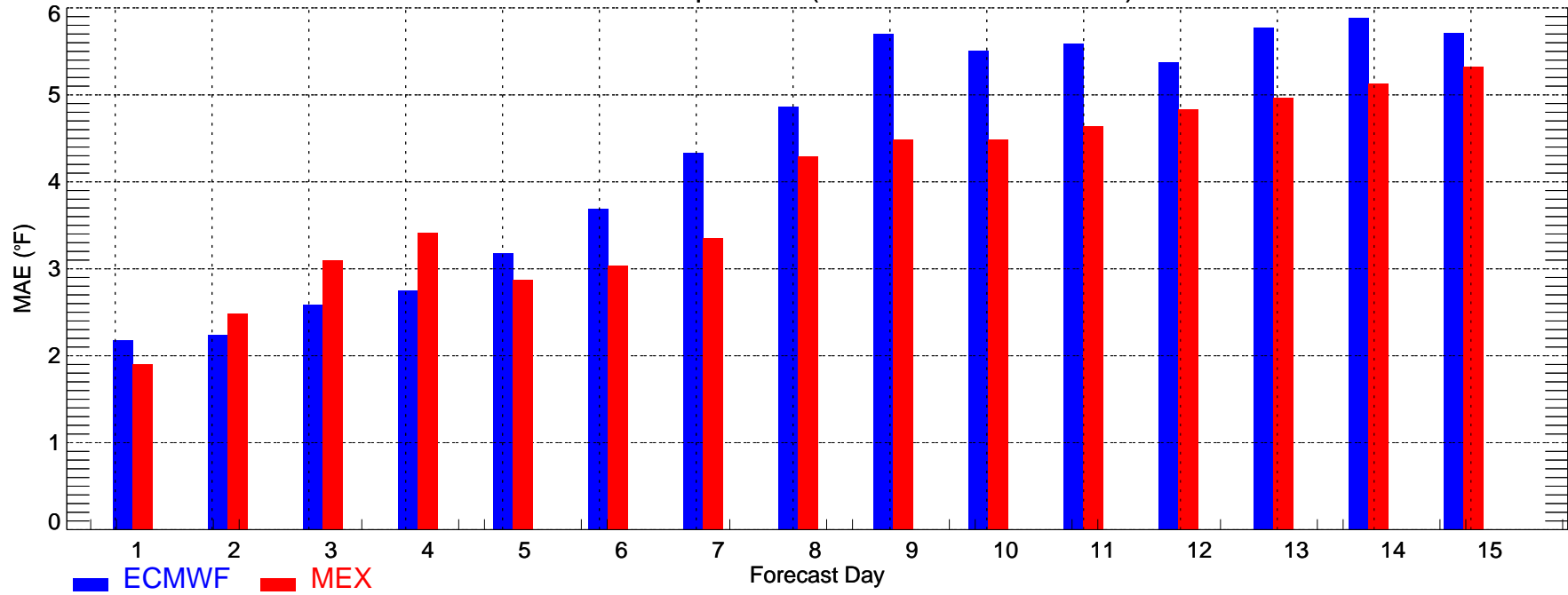
BOS: Min Temperature (2009-05-01_2009-05-31)



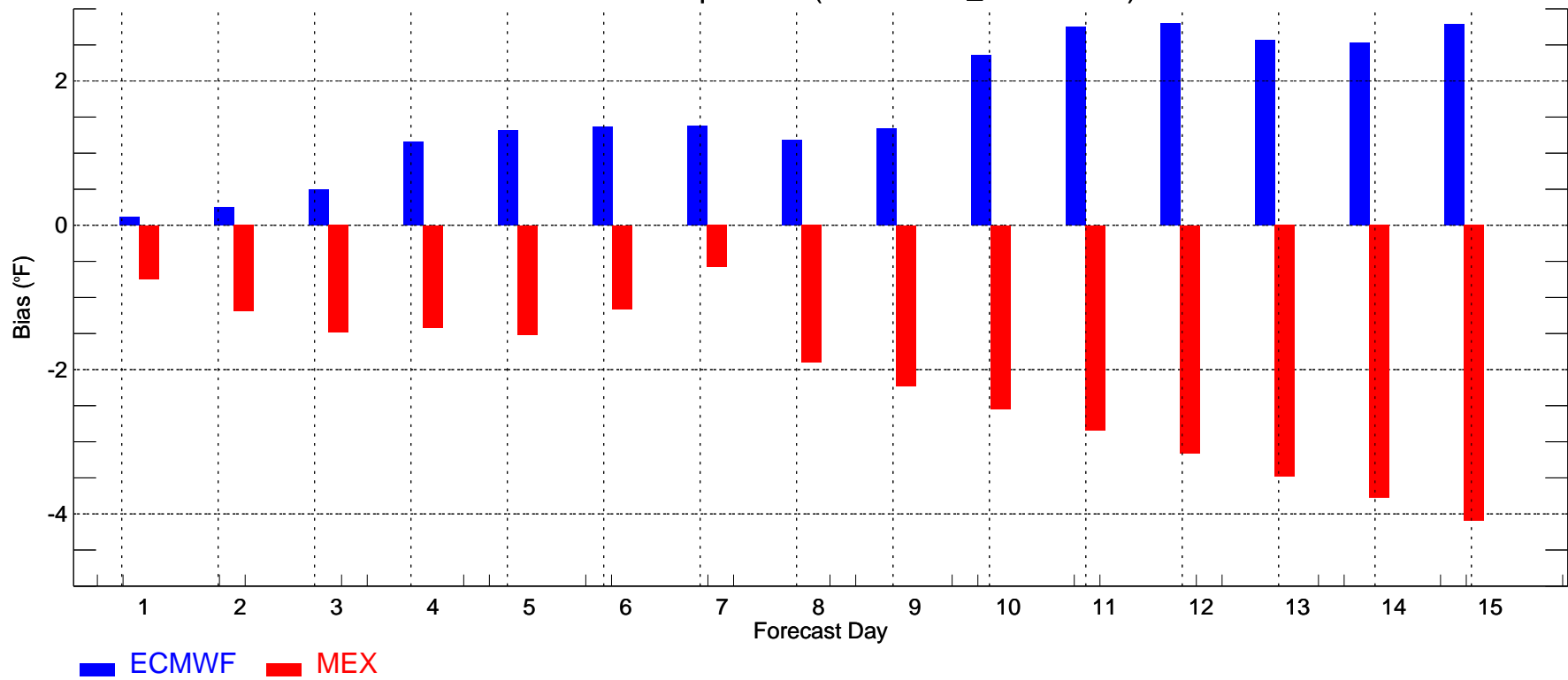
BOS: Min Temperature (2009-05-01_2009-05-31)



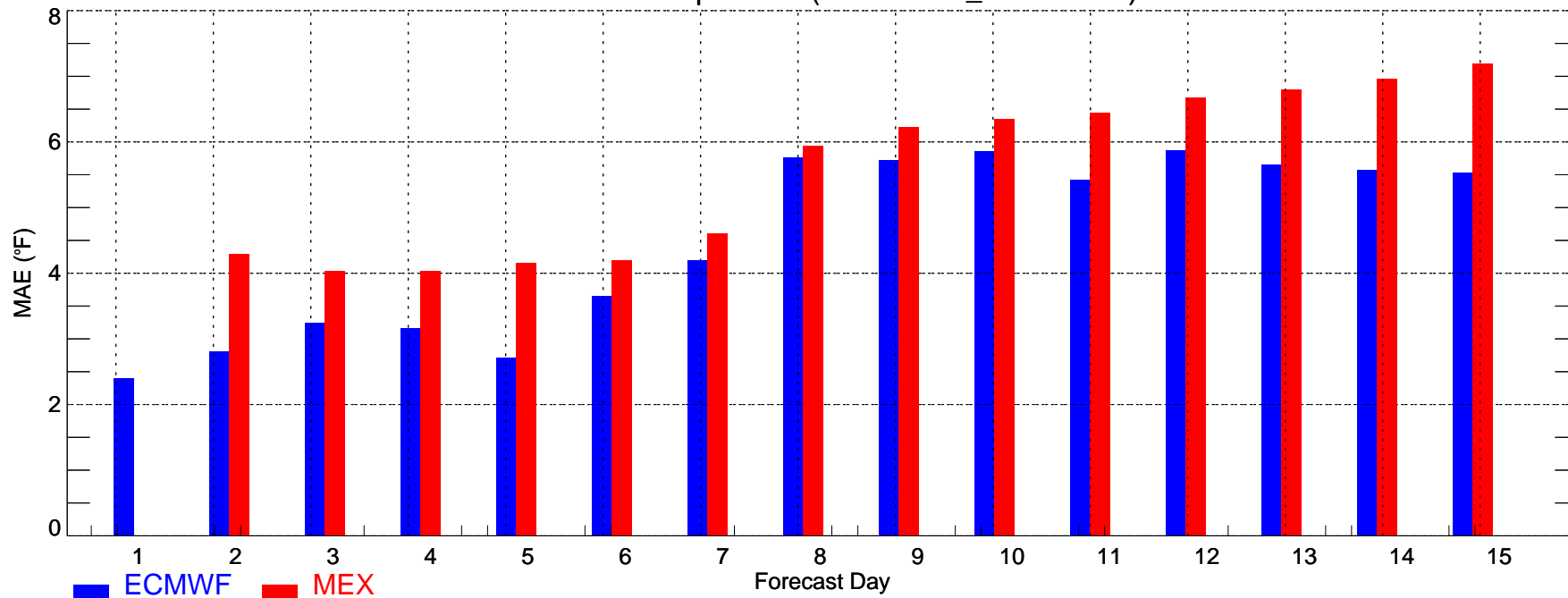
CVG: Max Temperature (2009-05-01_2009-05-31)



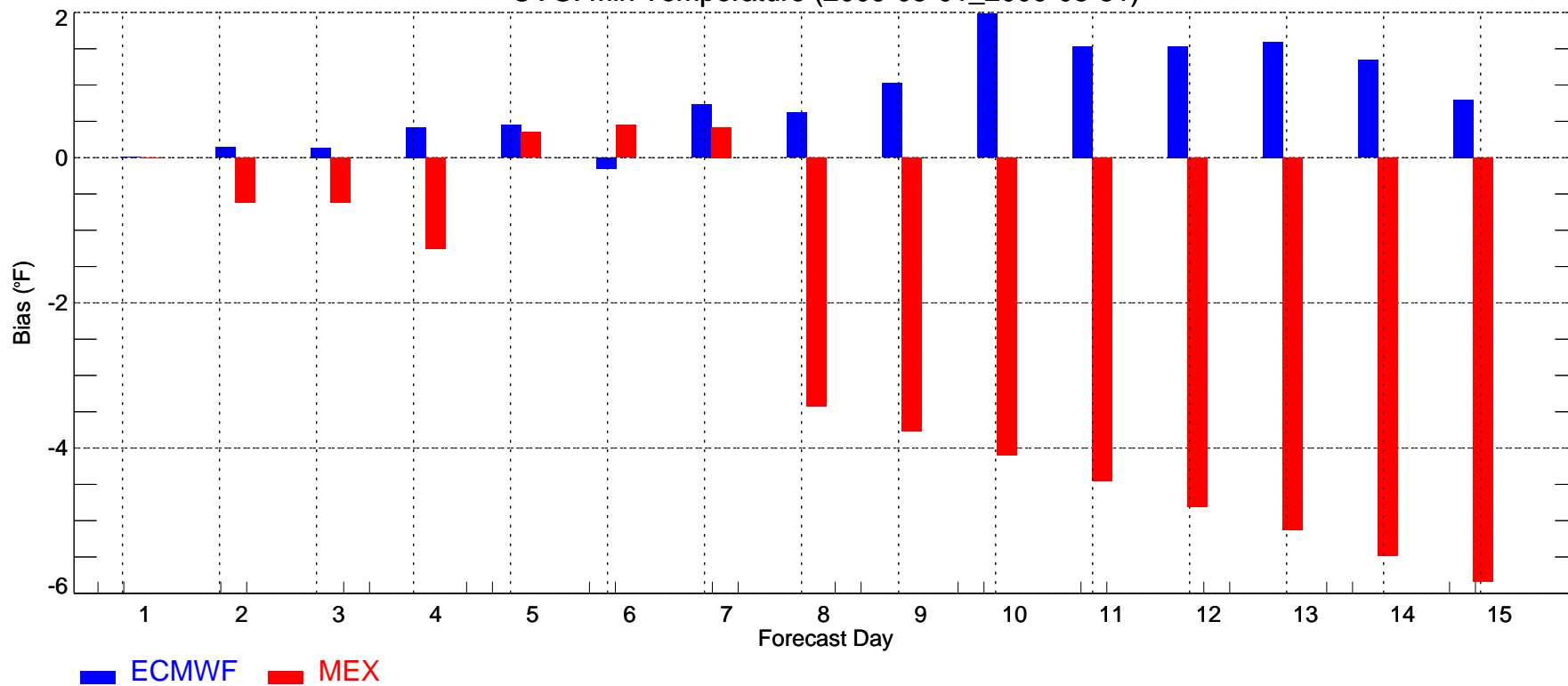
CVG: Max Temperature (2009-05-01_2009-05-31)



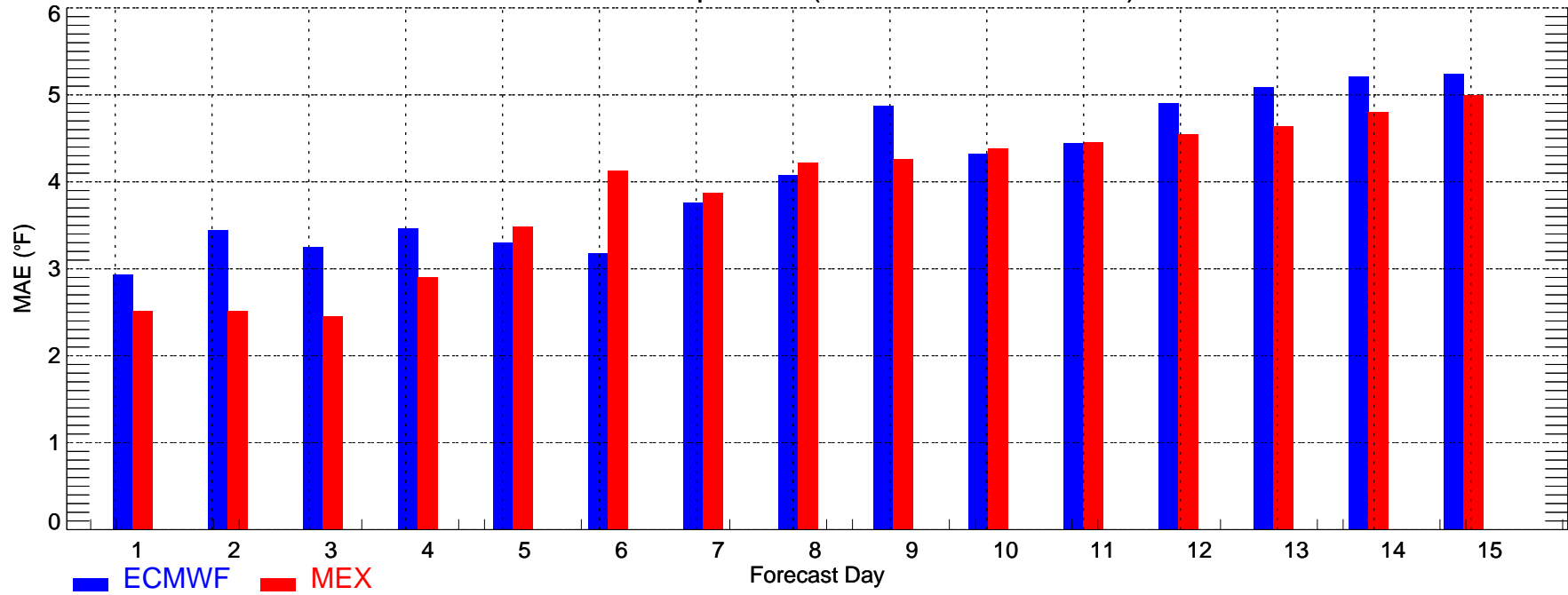
CVG: Min Temperature (2009-05-01_2009-05-31)



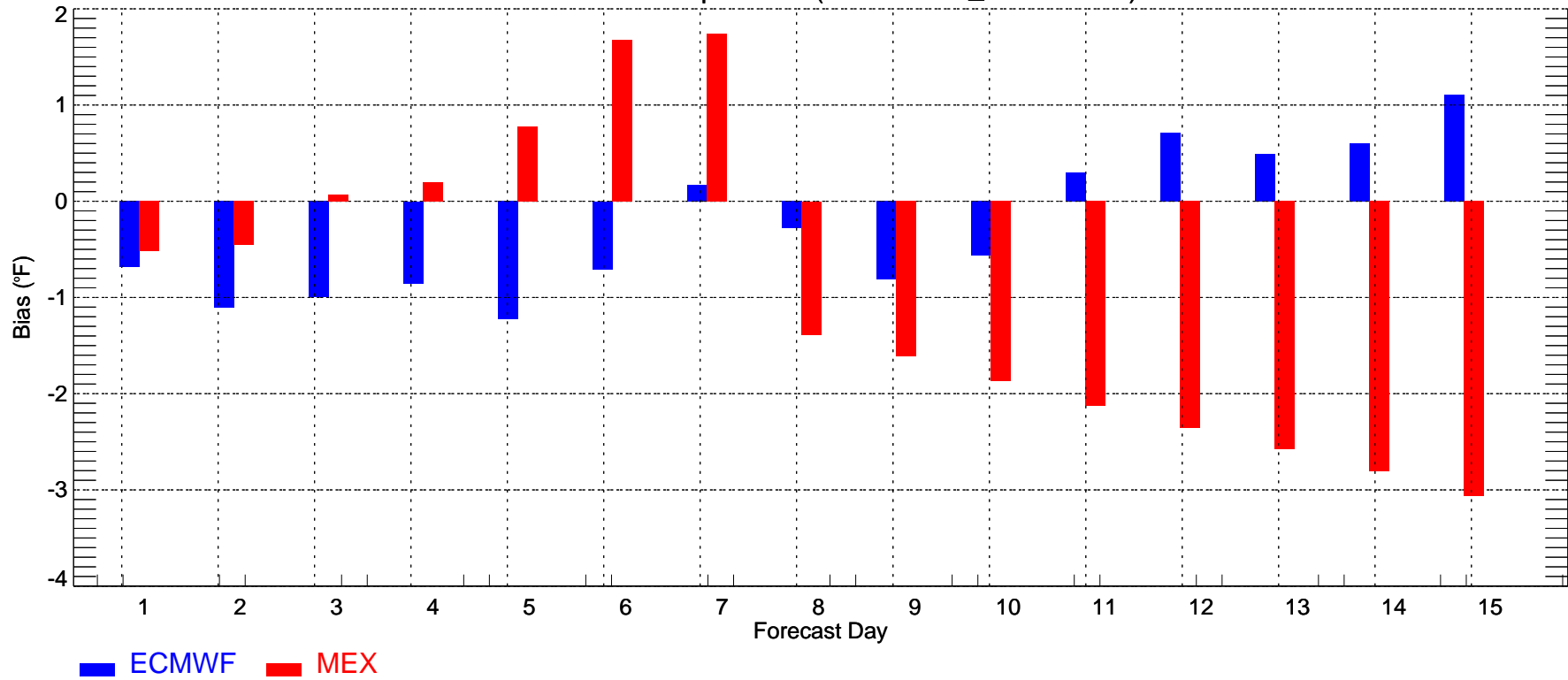
CVG: Min Temperature (2009-05-01_2009-05-31)



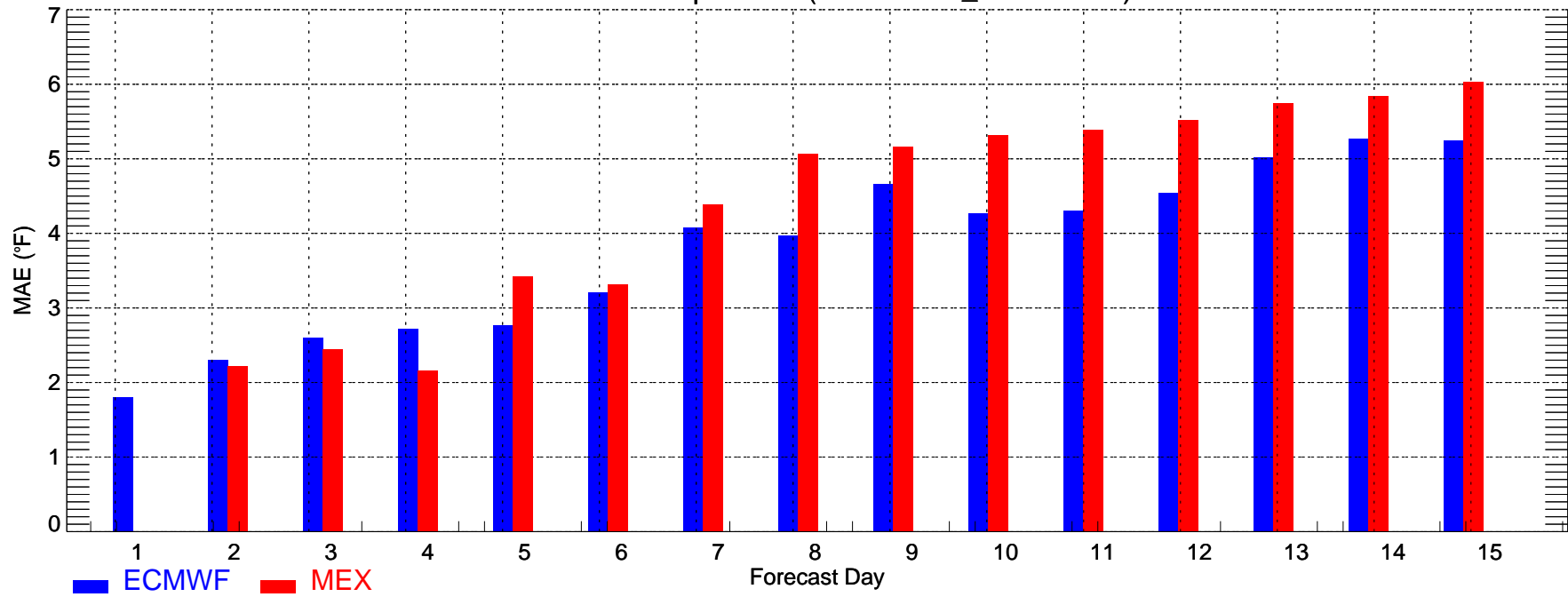
DFW: Max Temperature (2009-05-01_2009-05-31)



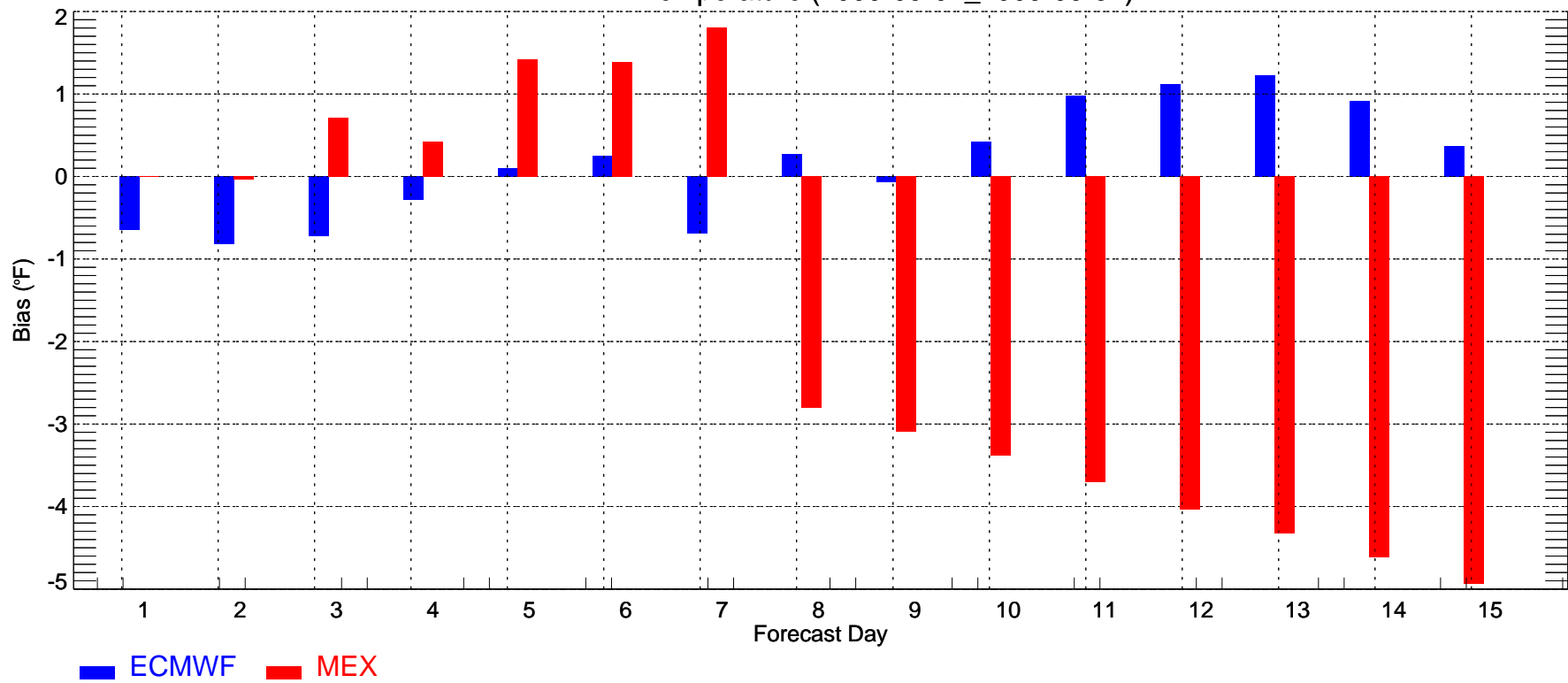
DFW: Max Temperature (2009-05-01_2009-05-31)



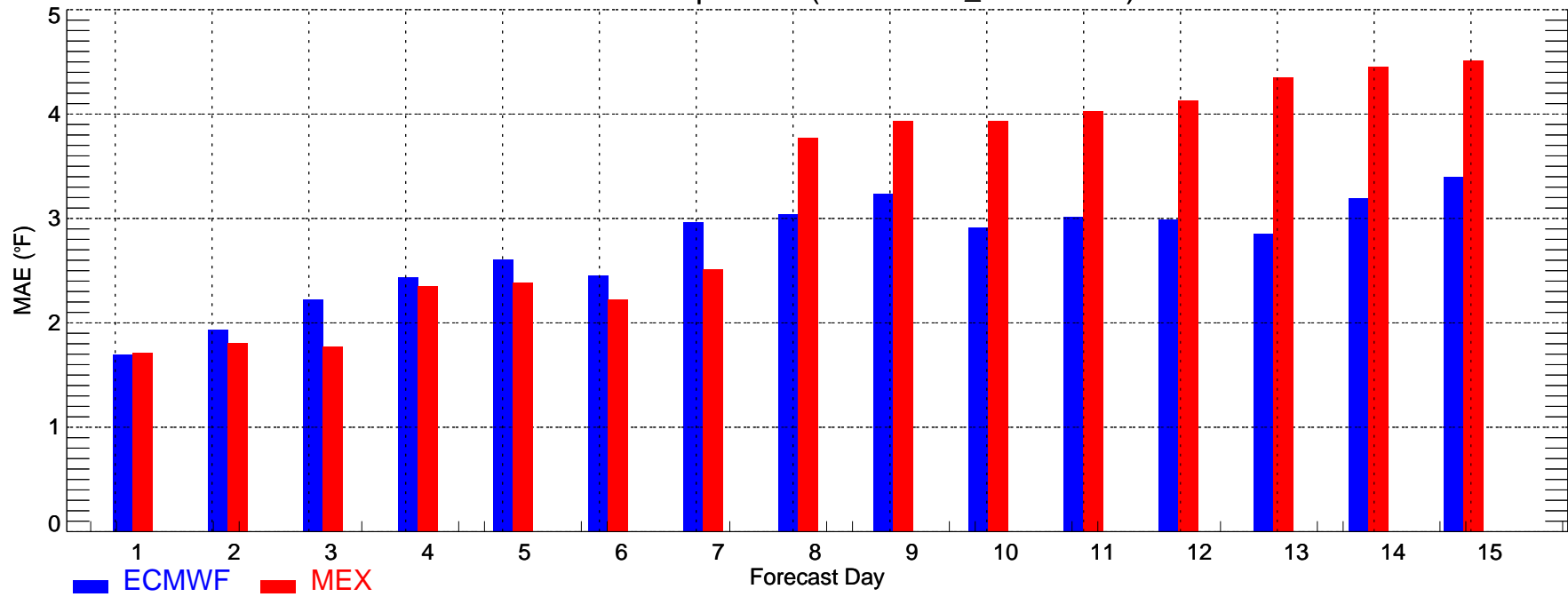
DFW: Min Temperature (2009-05-01_2009-05-31)



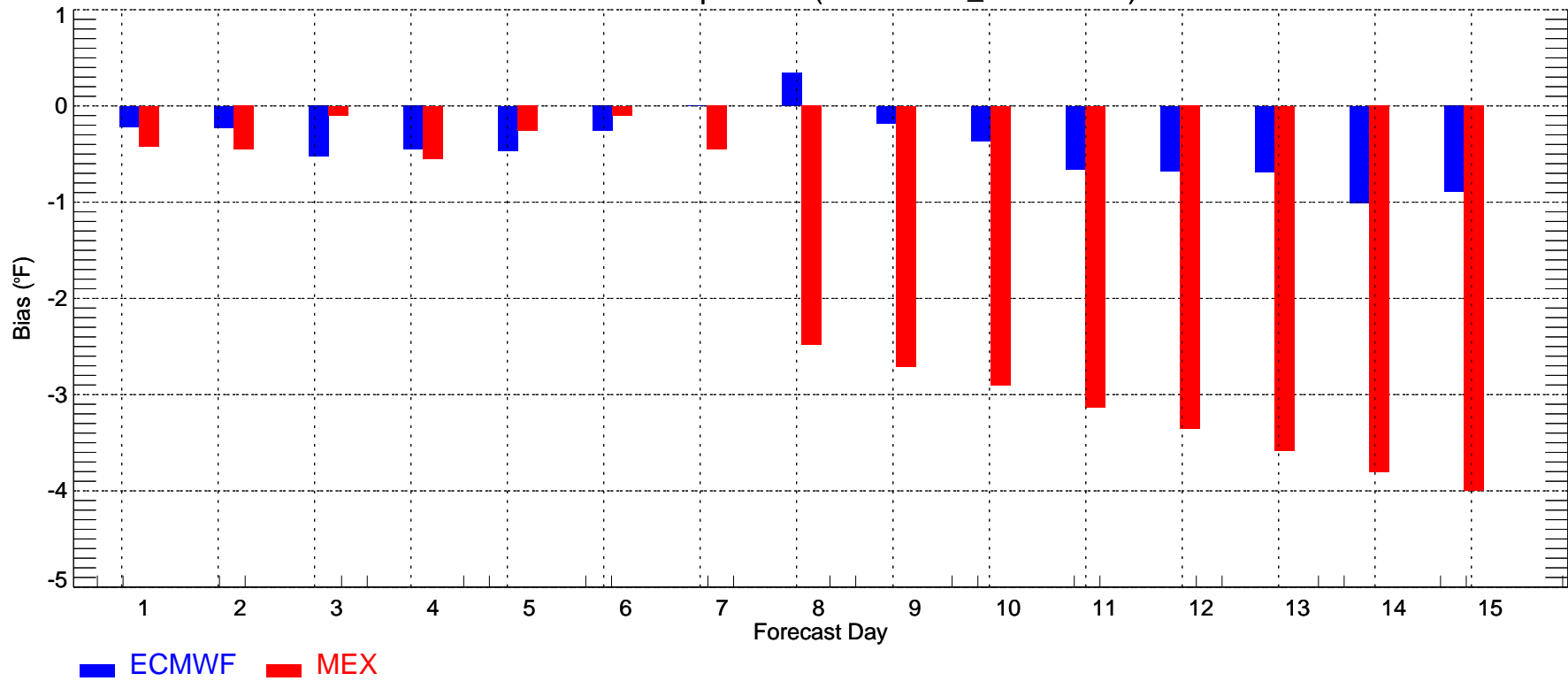
DFW: Min Temperature (2009-05-01_2009-05-31)



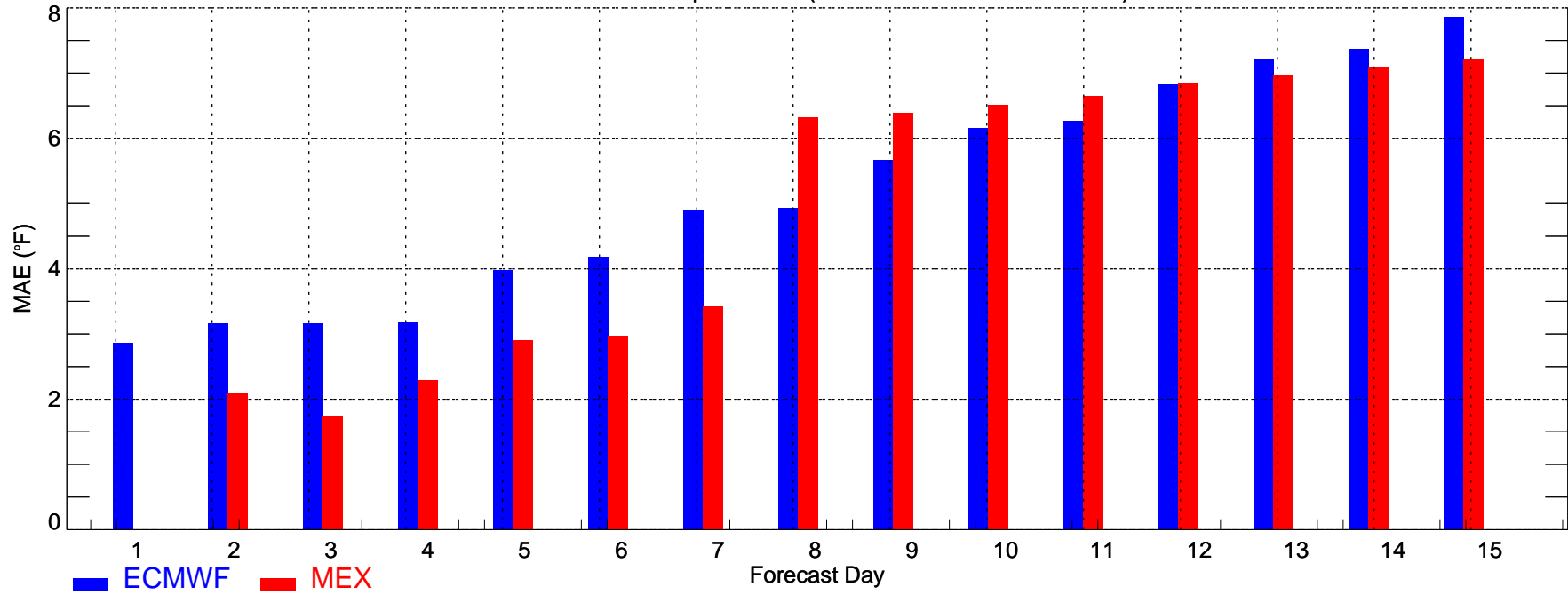
HOU: Max Temperature (2009-05-01_2009-05-31)



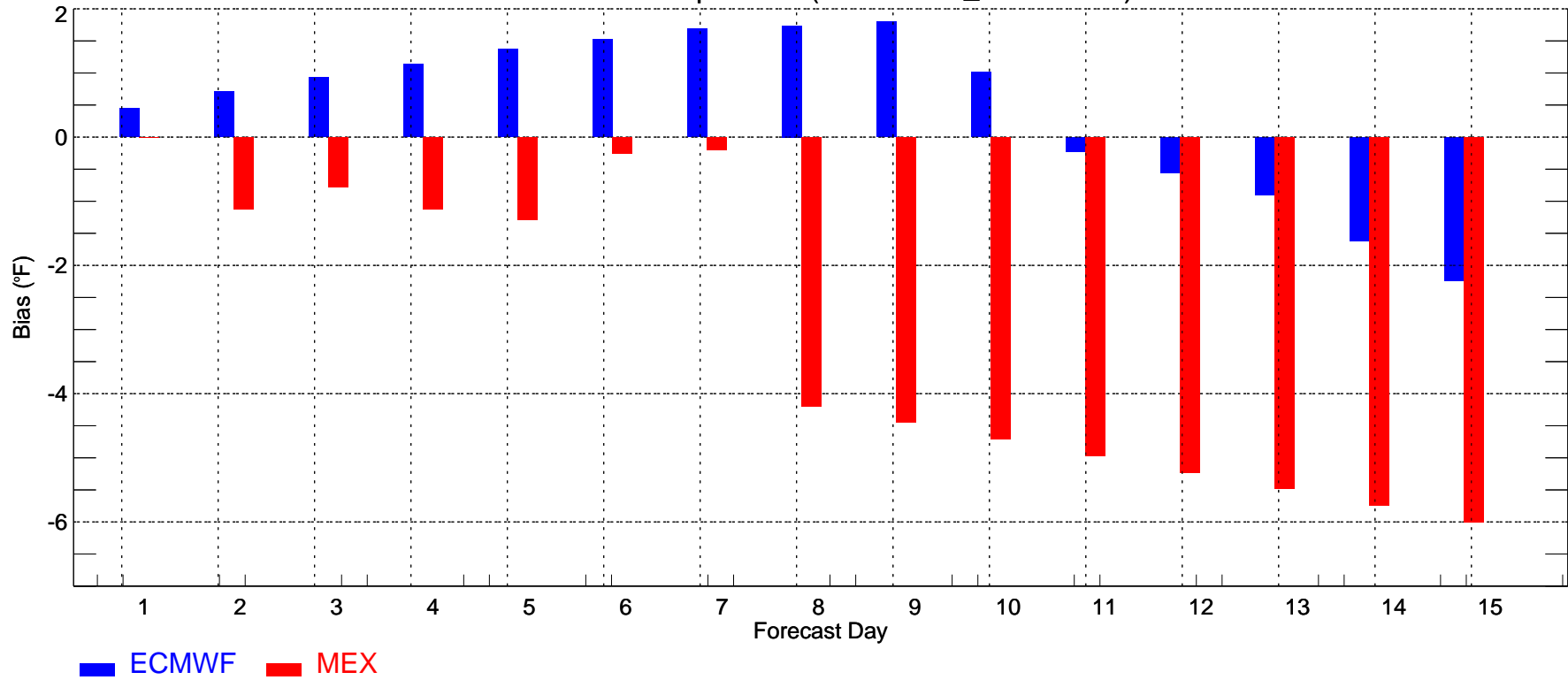
HOU: Max Temperature (2009-05-01_2009-05-31)



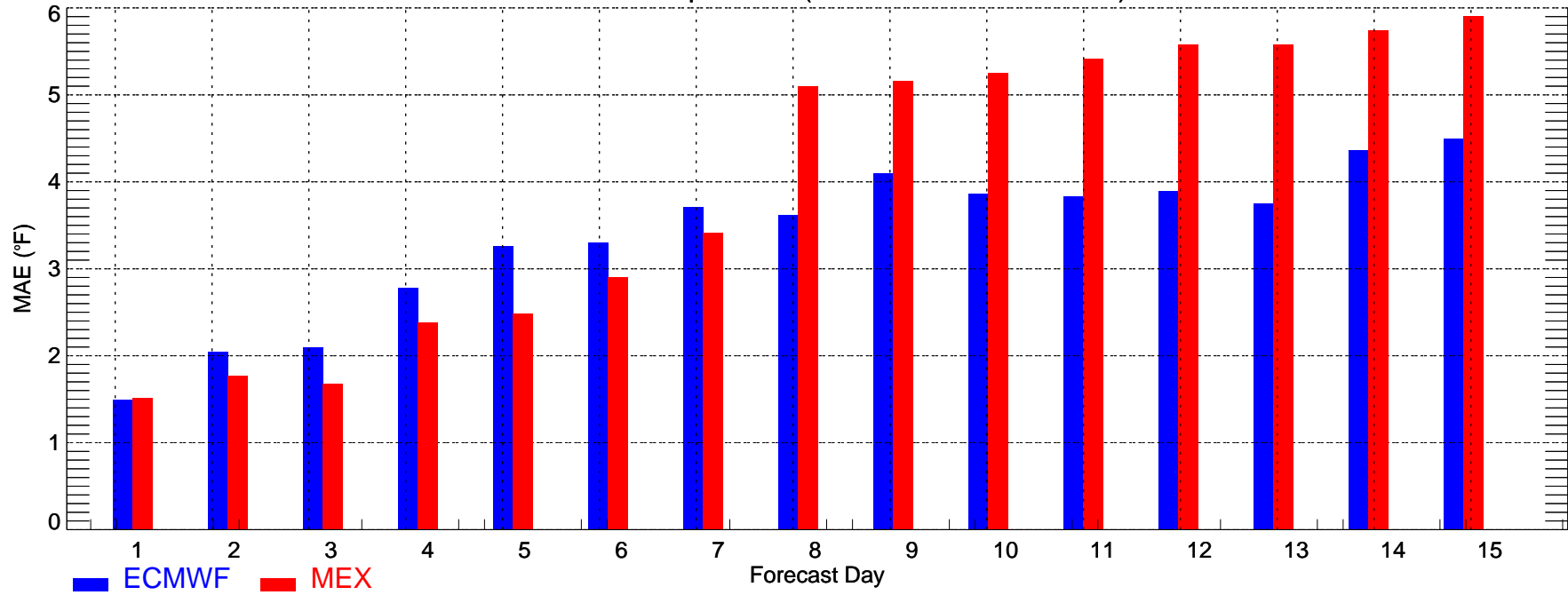
HOU: Min Temperature (2009-05-01_2009-05-31)



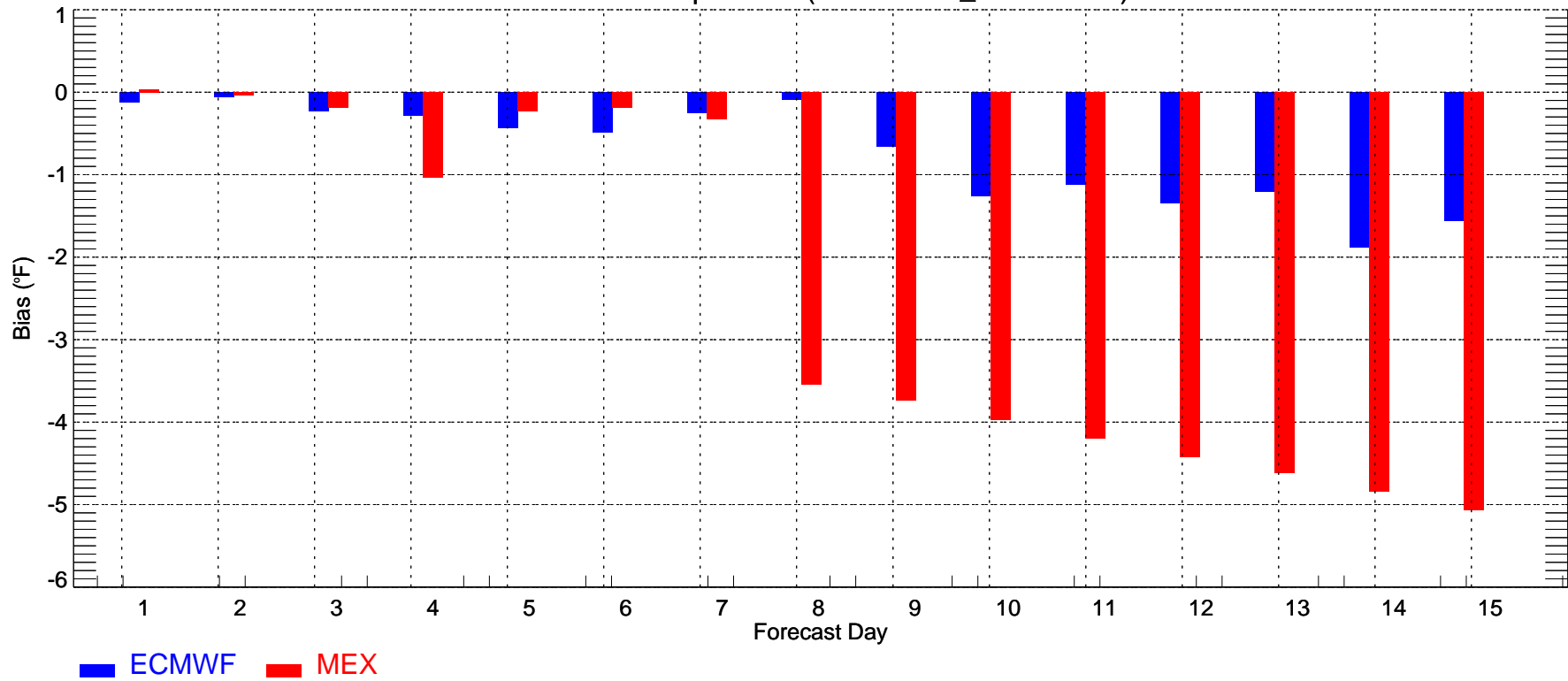
HOU: Min Temperature (2009-05-01_2009-05-31)



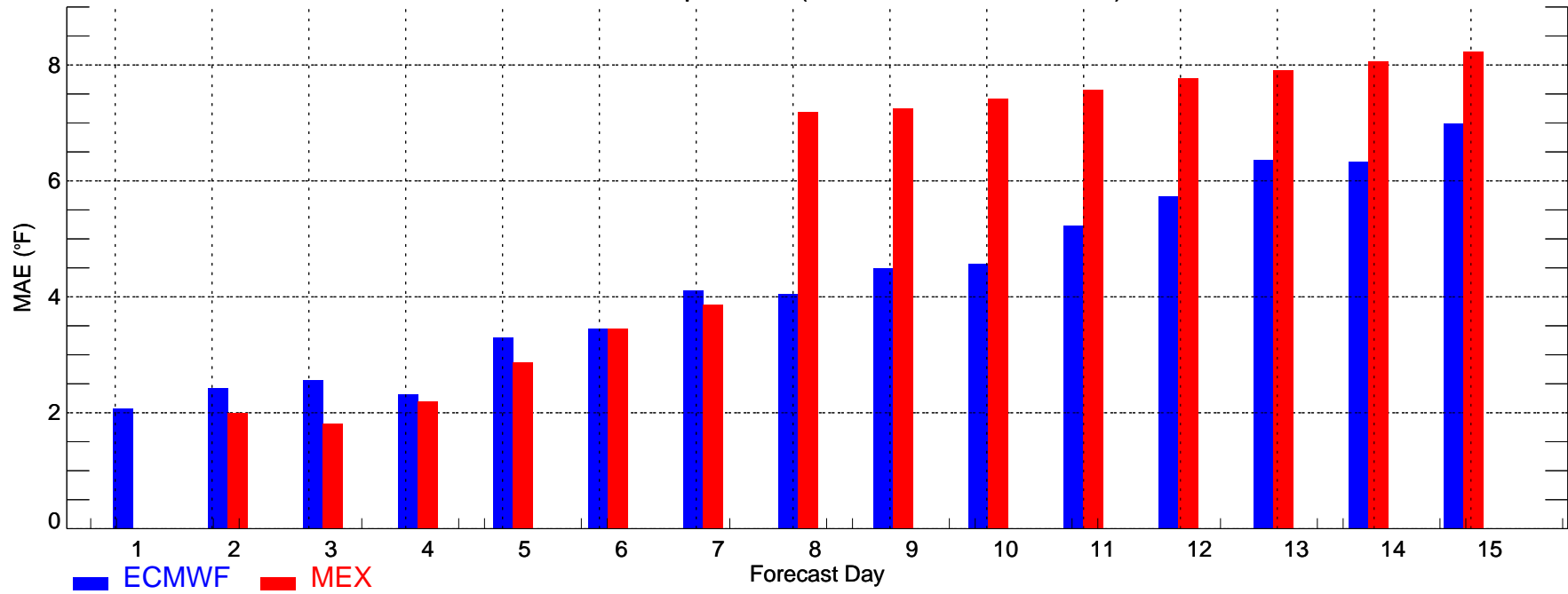
IAH: Max Temperature (2009-05-01_2009-05-31)



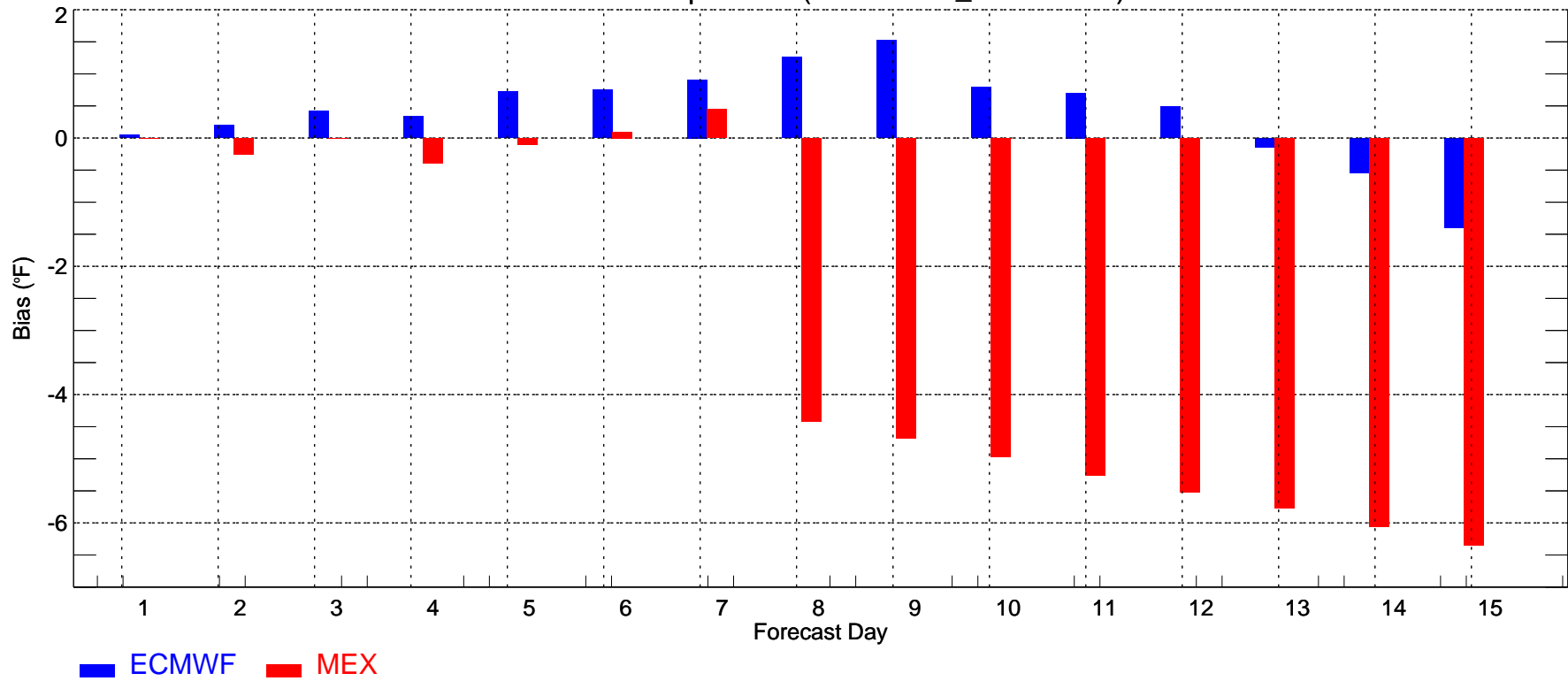
IAH: Max Temperature (2009-05-01_2009-05-31)



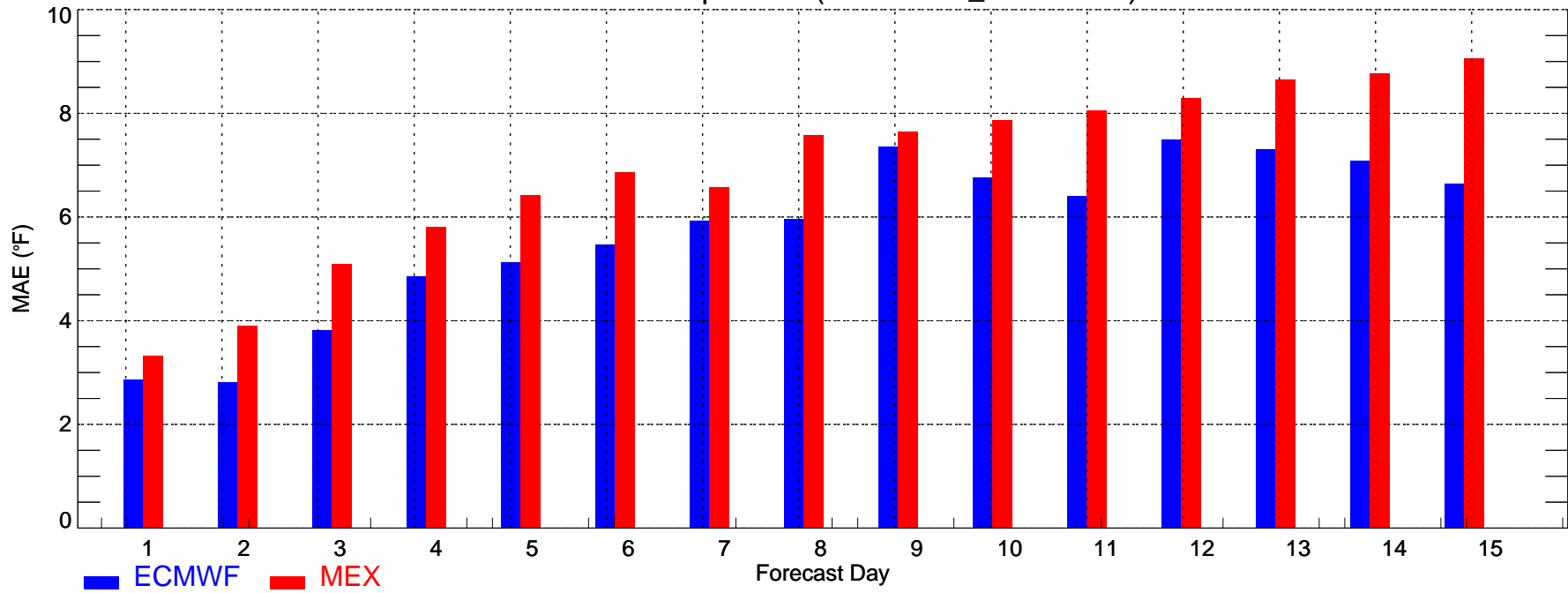
IAH: Min Temperature (2009-05-01_2009-05-31)



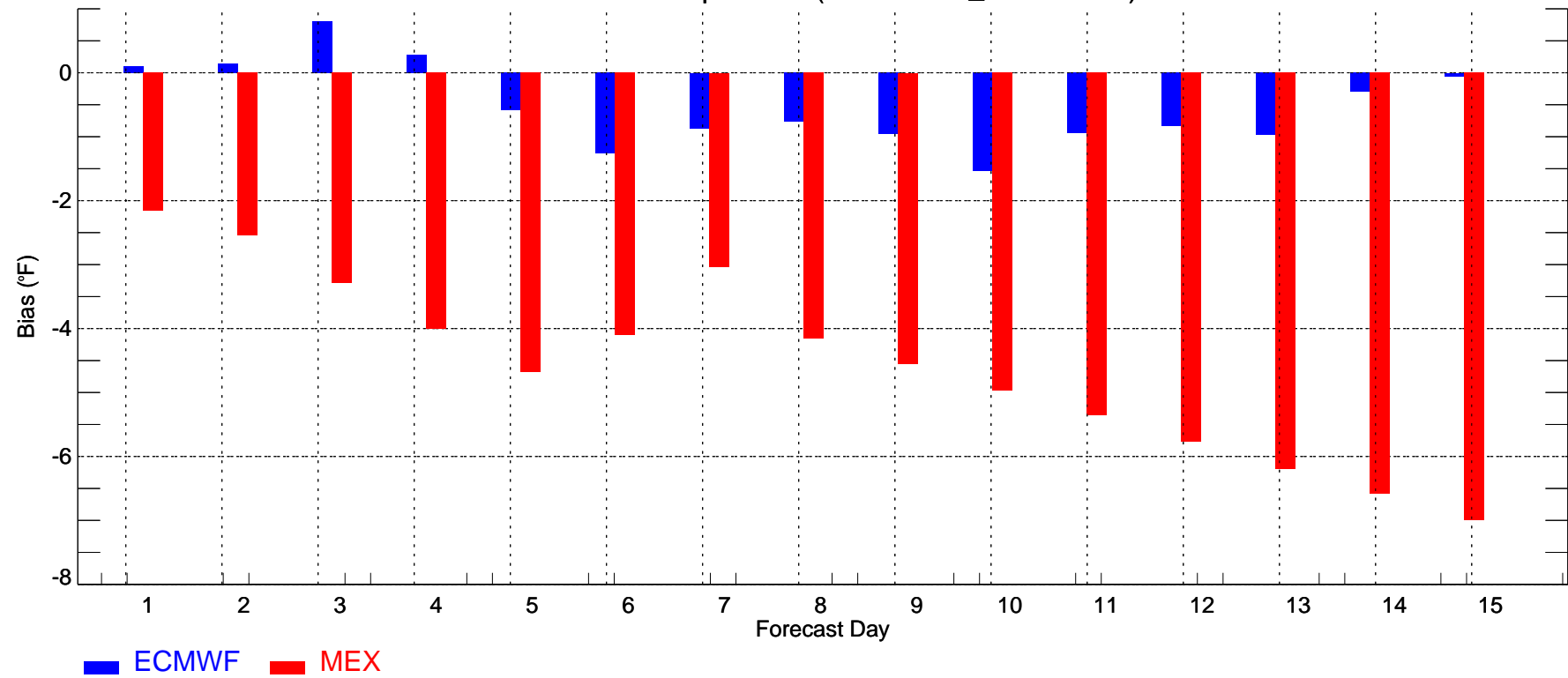
IAH: Min Temperature (2009-05-01_2009-05-31)



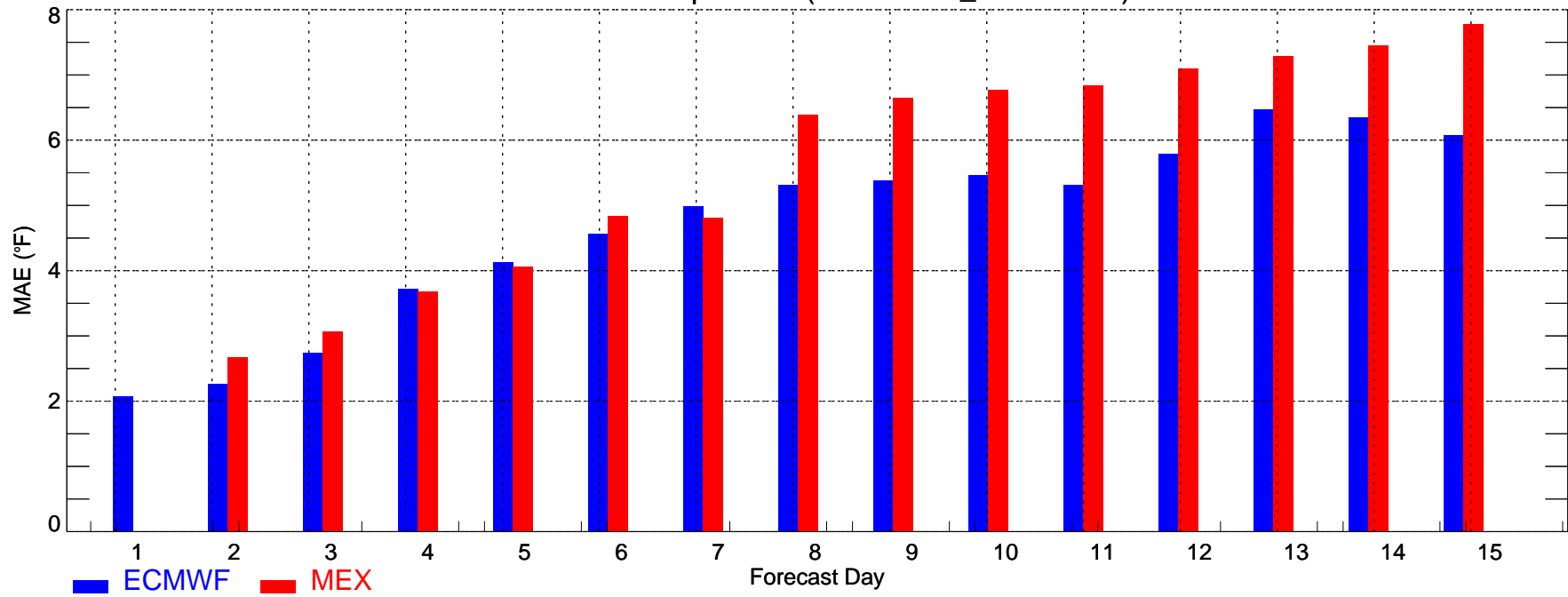
MSP: Max Temperature (2009-05-01_2009-05-31)



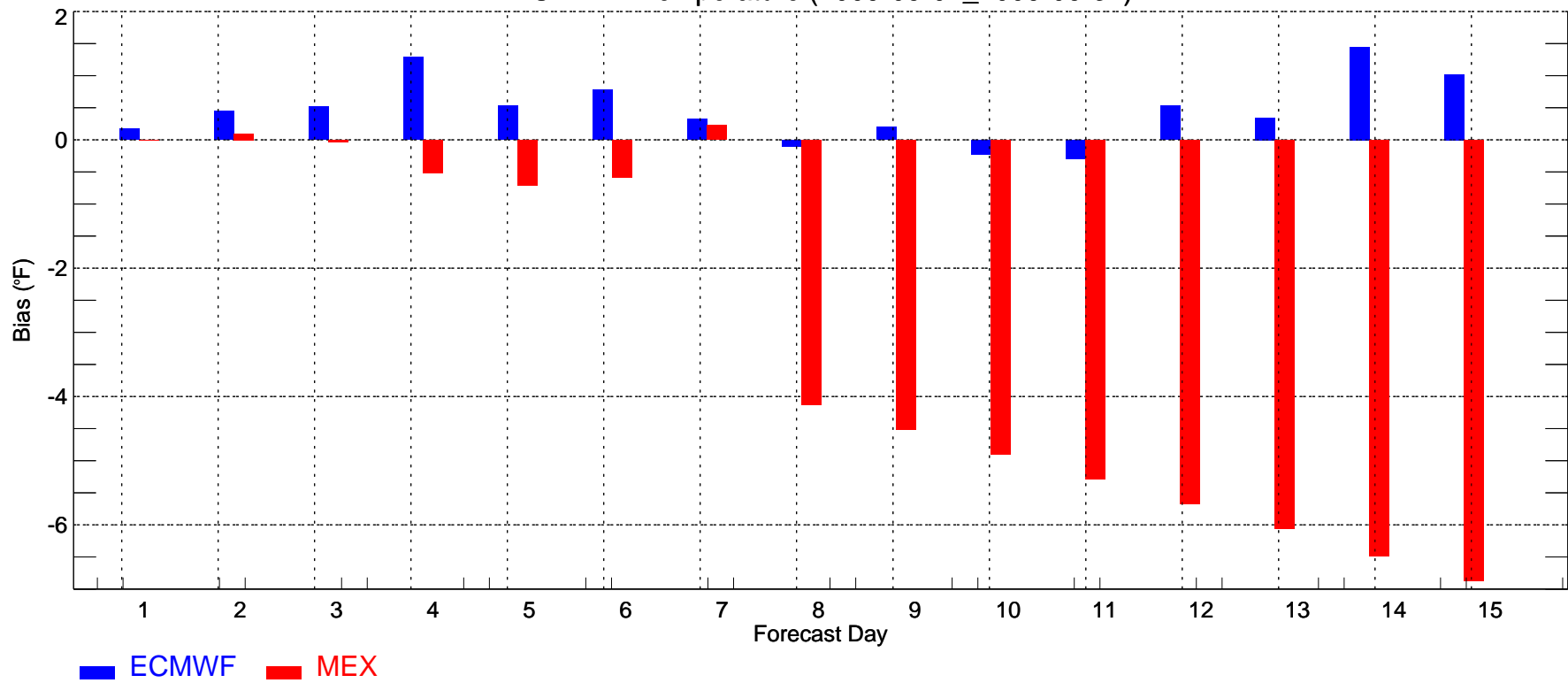
MSP: Max Temperature (2009-05-01_2009-05-31)



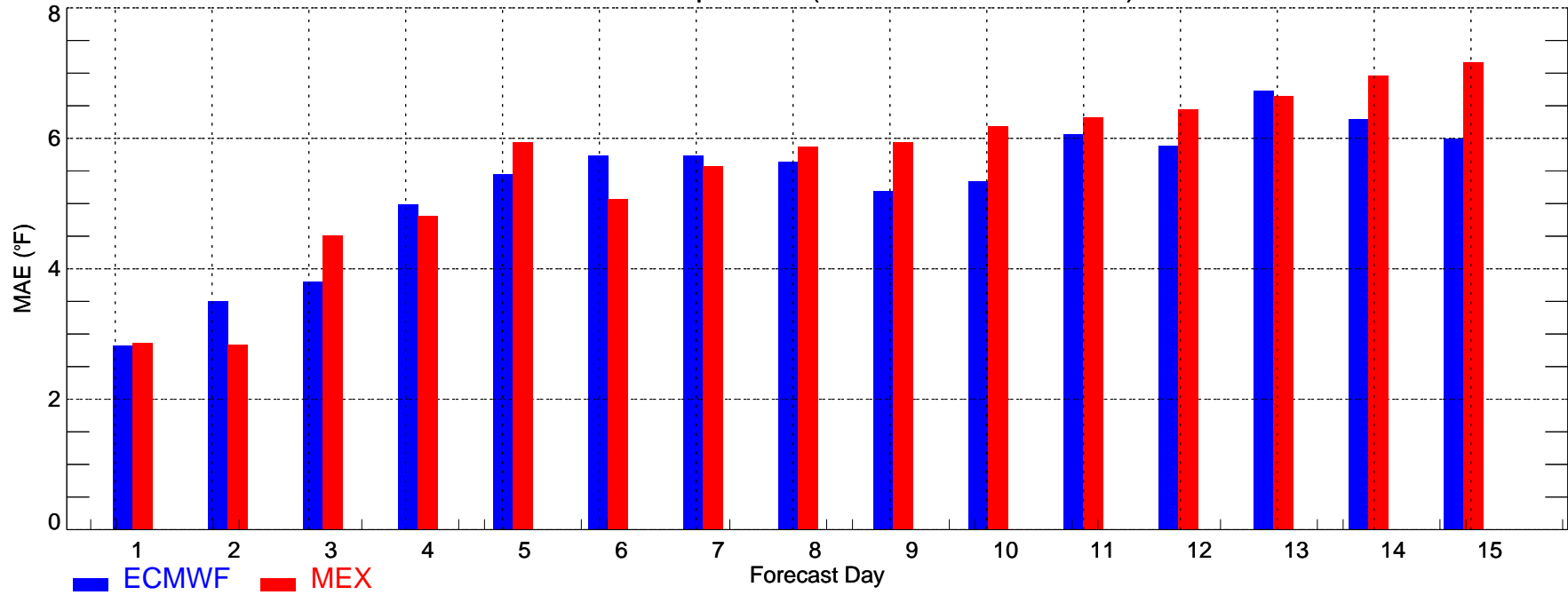
MSP: Min Temperature (2009-05-01_2009-05-31)



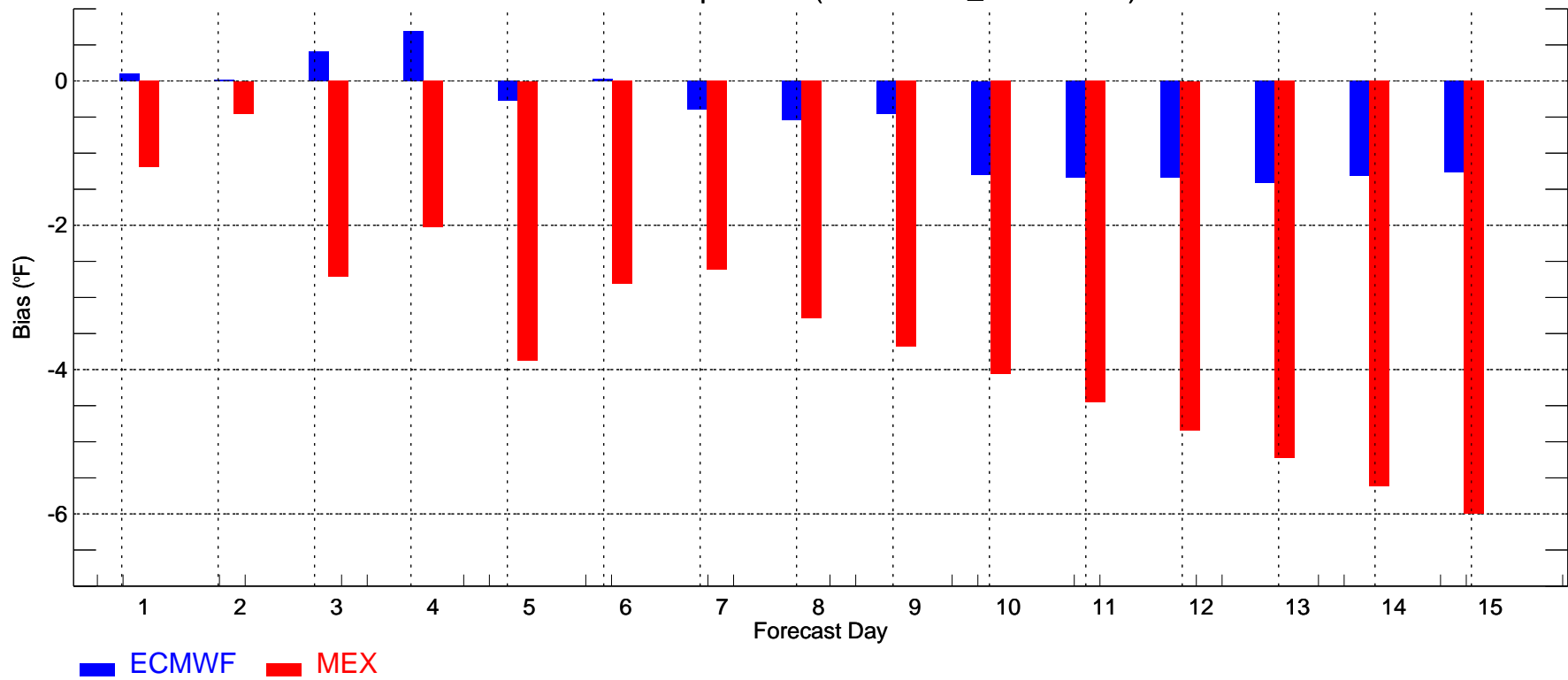
MSP: Min Temperature (2009-05-01_2009-05-31)



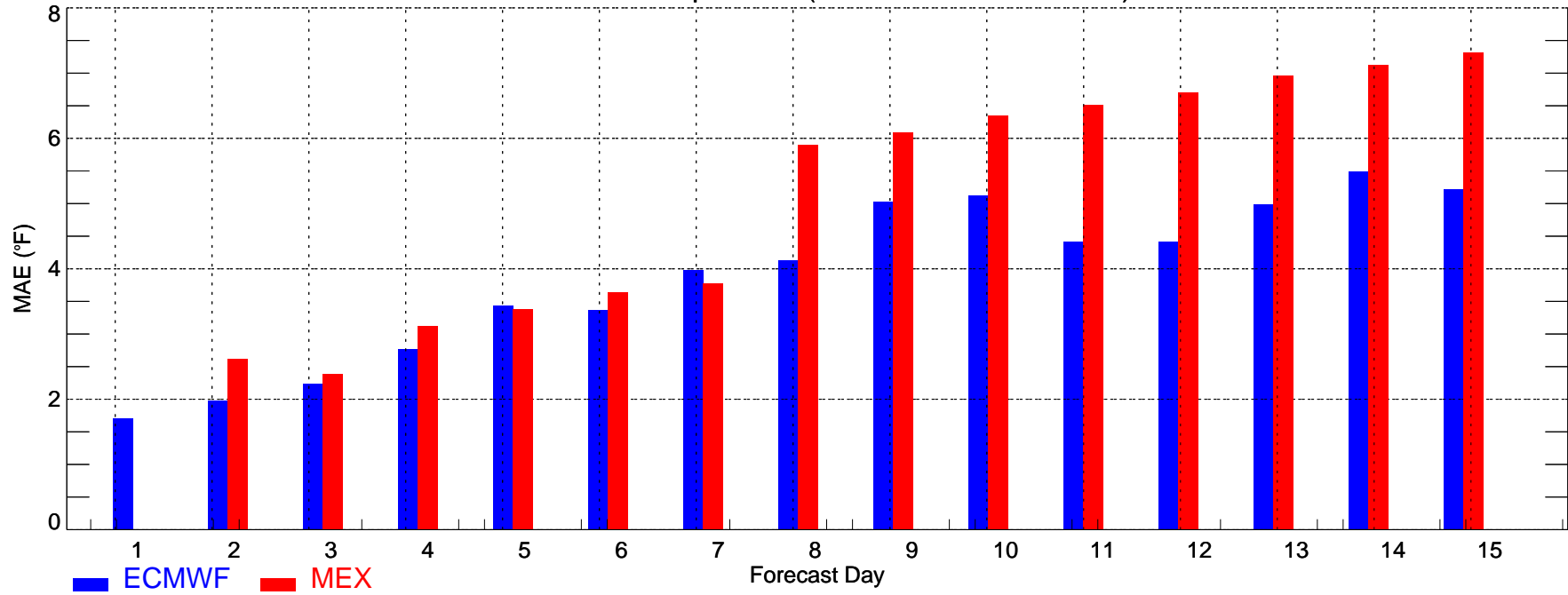
ORD: Max Temperature (2009-05-01_2009-05-31)



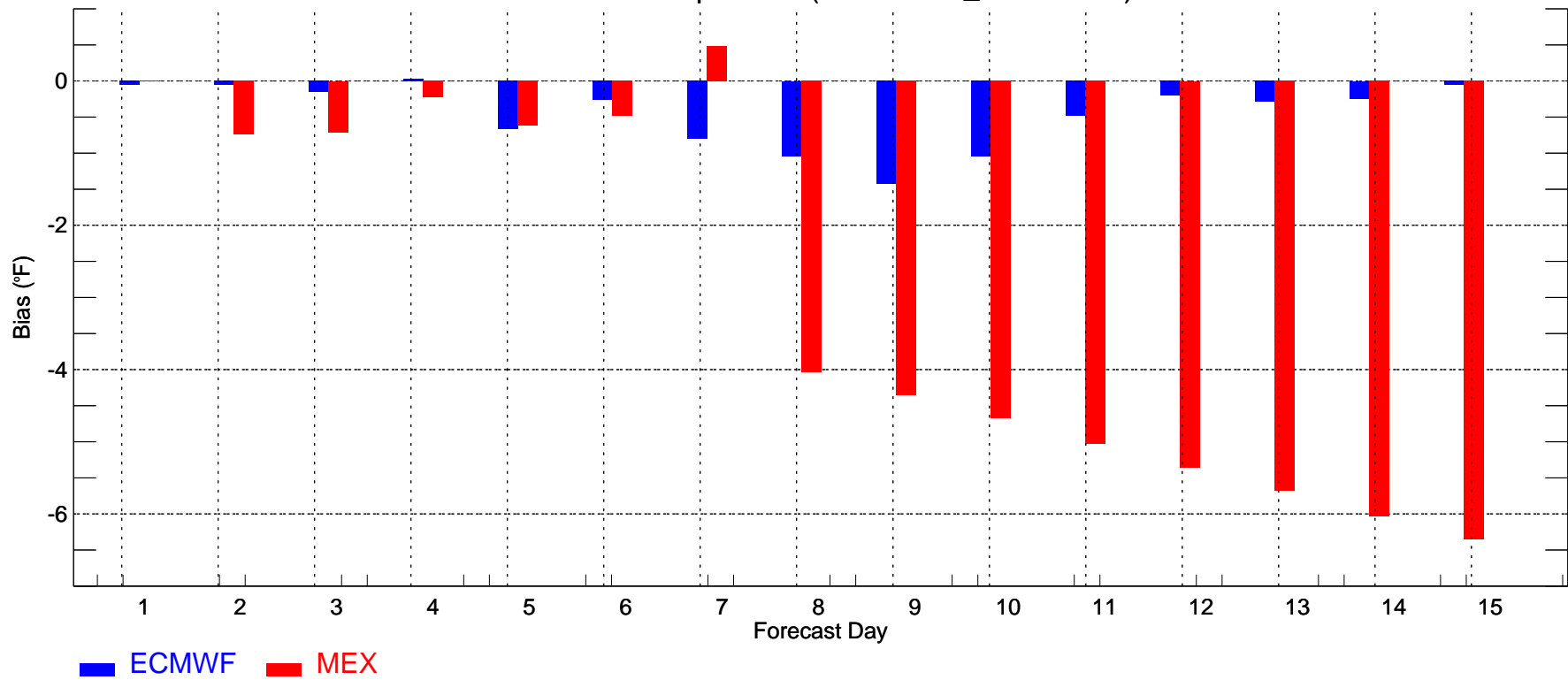
ORD: Max Temperature (2009-05-01_2009-05-31)



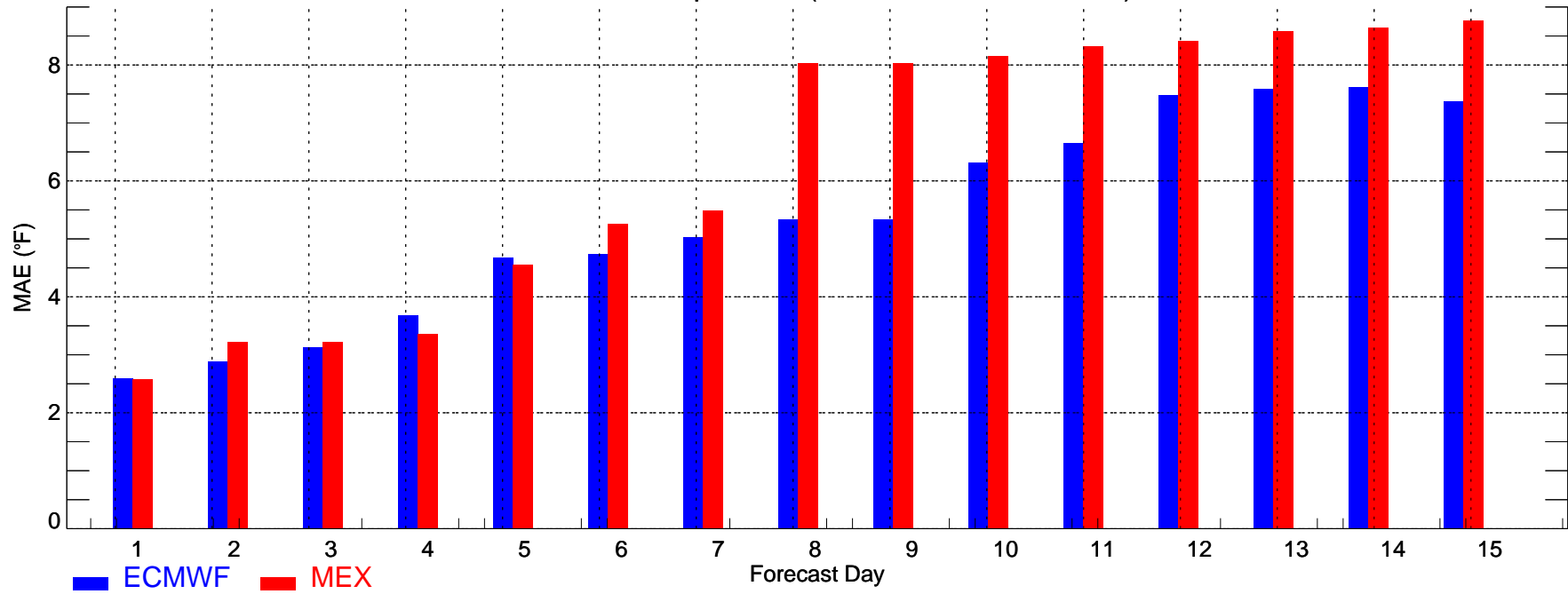
ORD: Min Temperature (2009-05-01_2009-05-31)



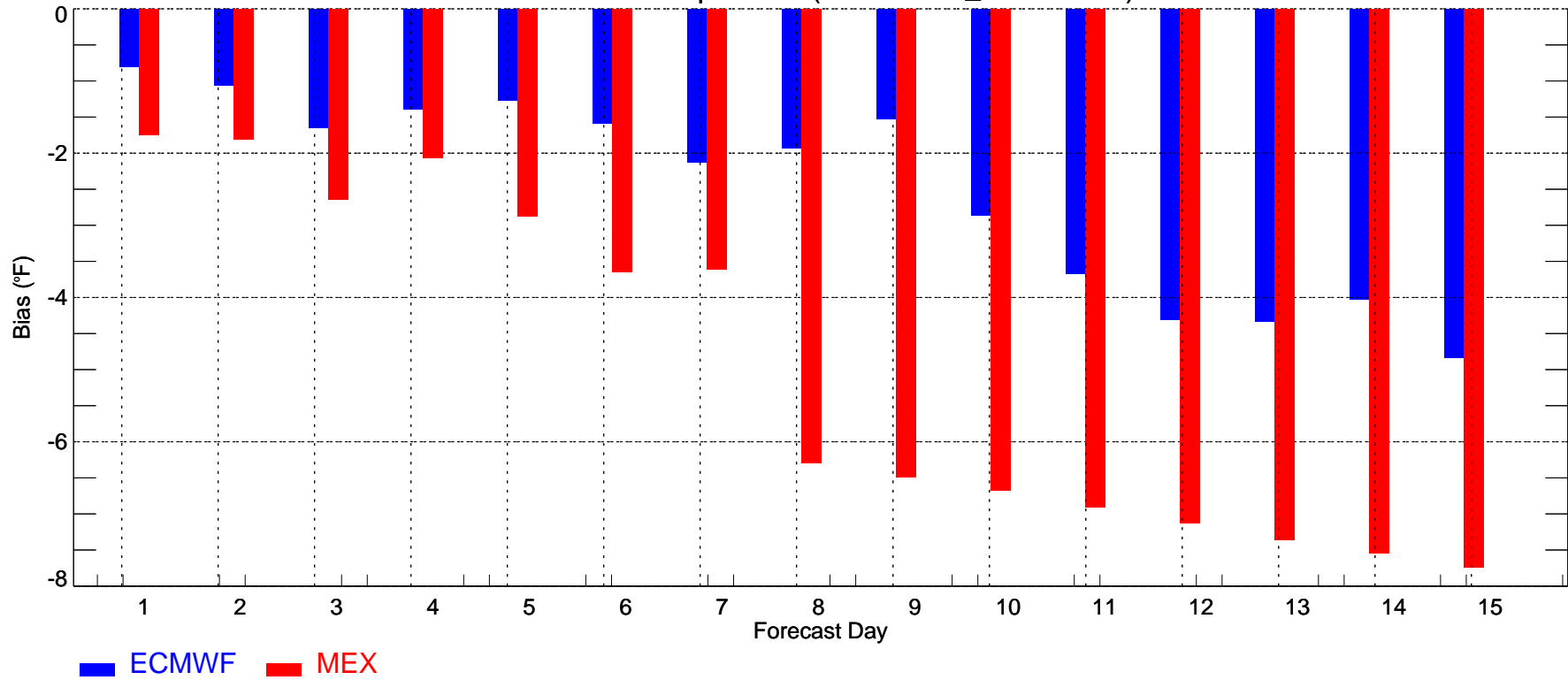
ORD: Min Temperature (2009-05-01_2009-05-31)



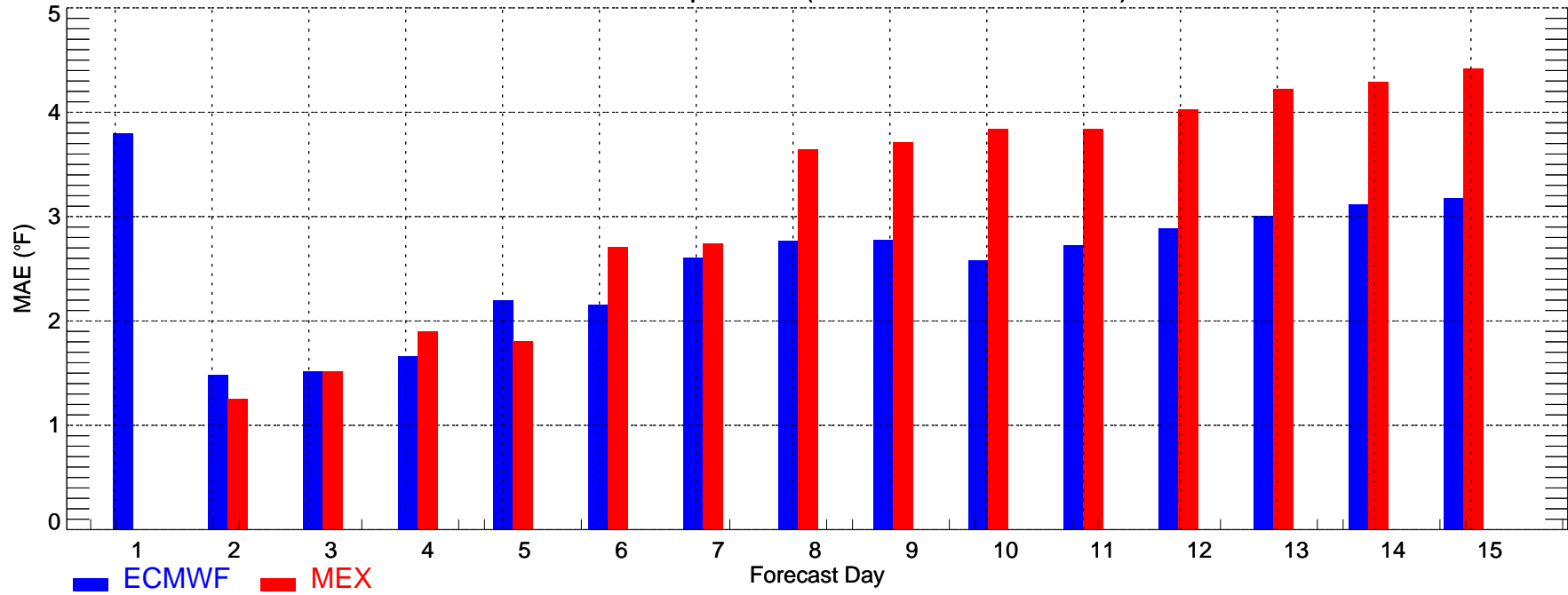
PDX: Max Temperature (2009-05-01_2009-05-31)



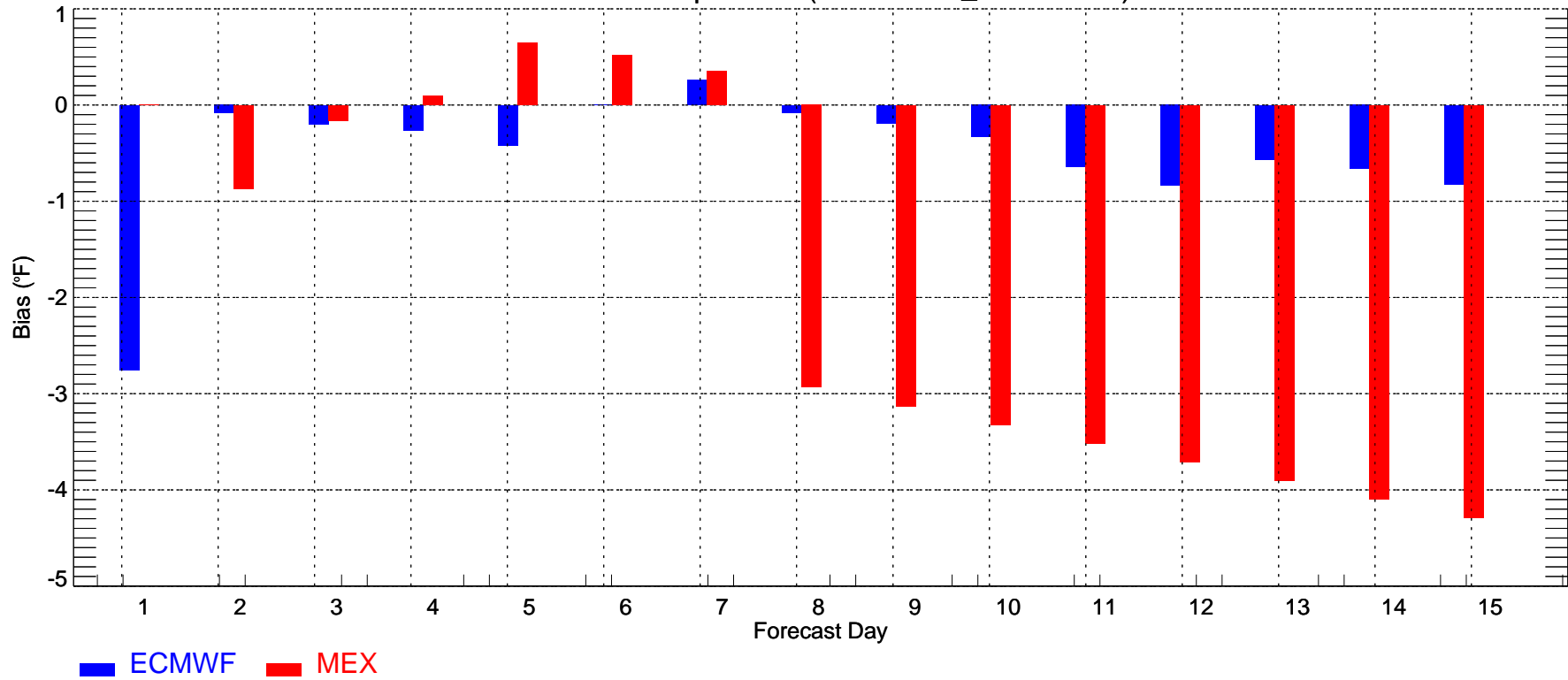
PDX: Max Temperature (2009-05-01_2009-05-31)



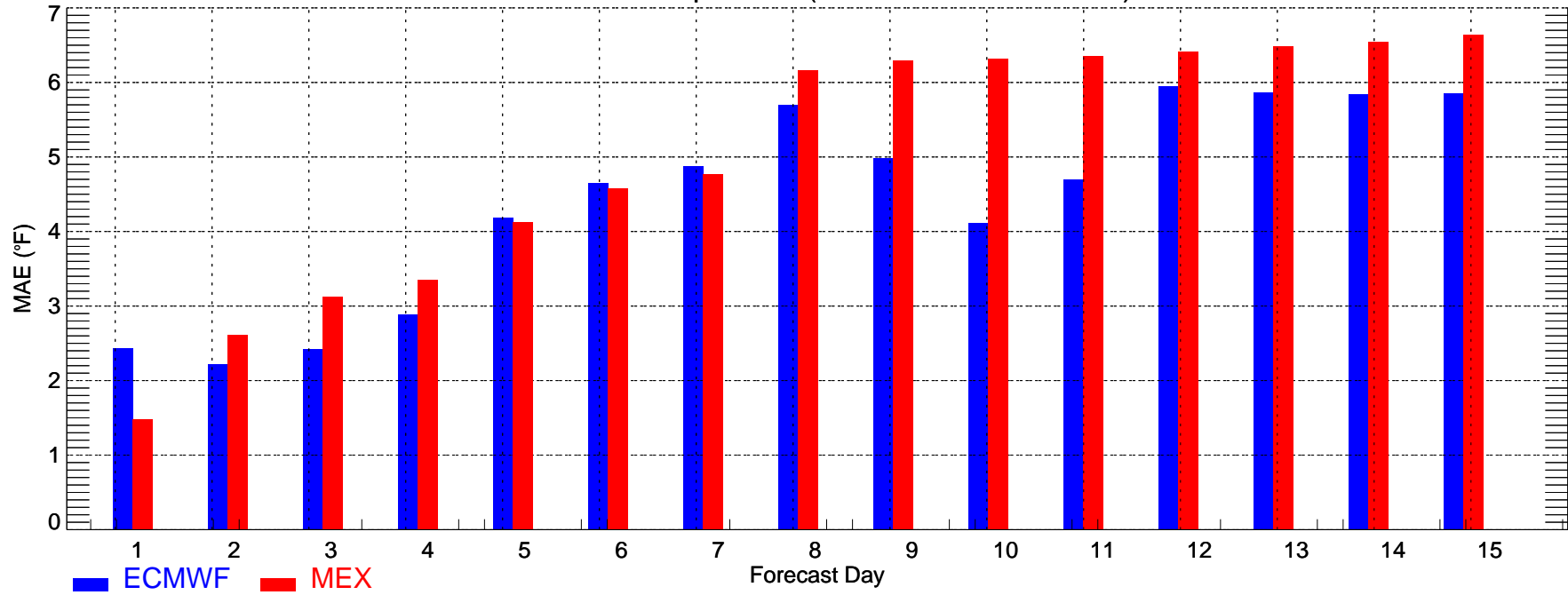
PDX: Min Temperature (2009-05-01_2009-05-31)



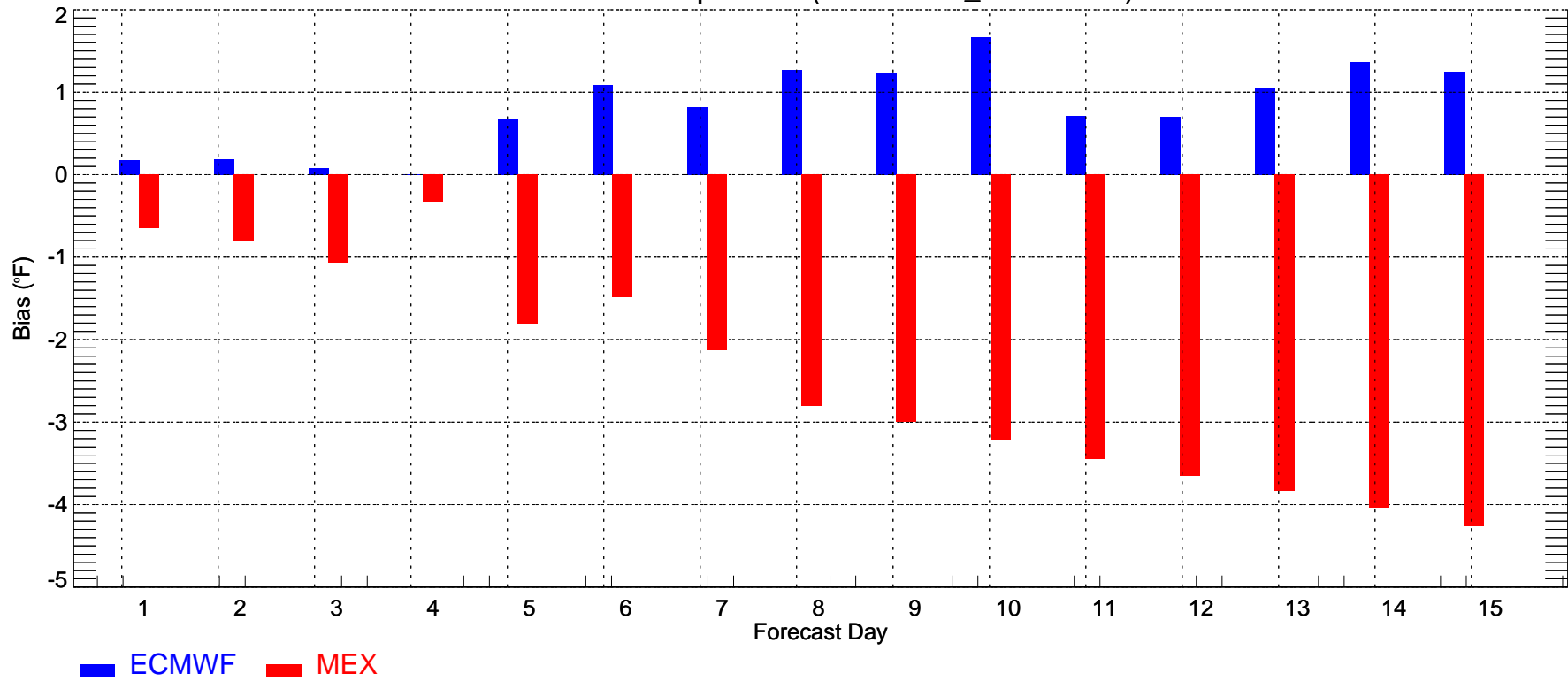
PDX: Min Temperature (2009-05-01_2009-05-31)



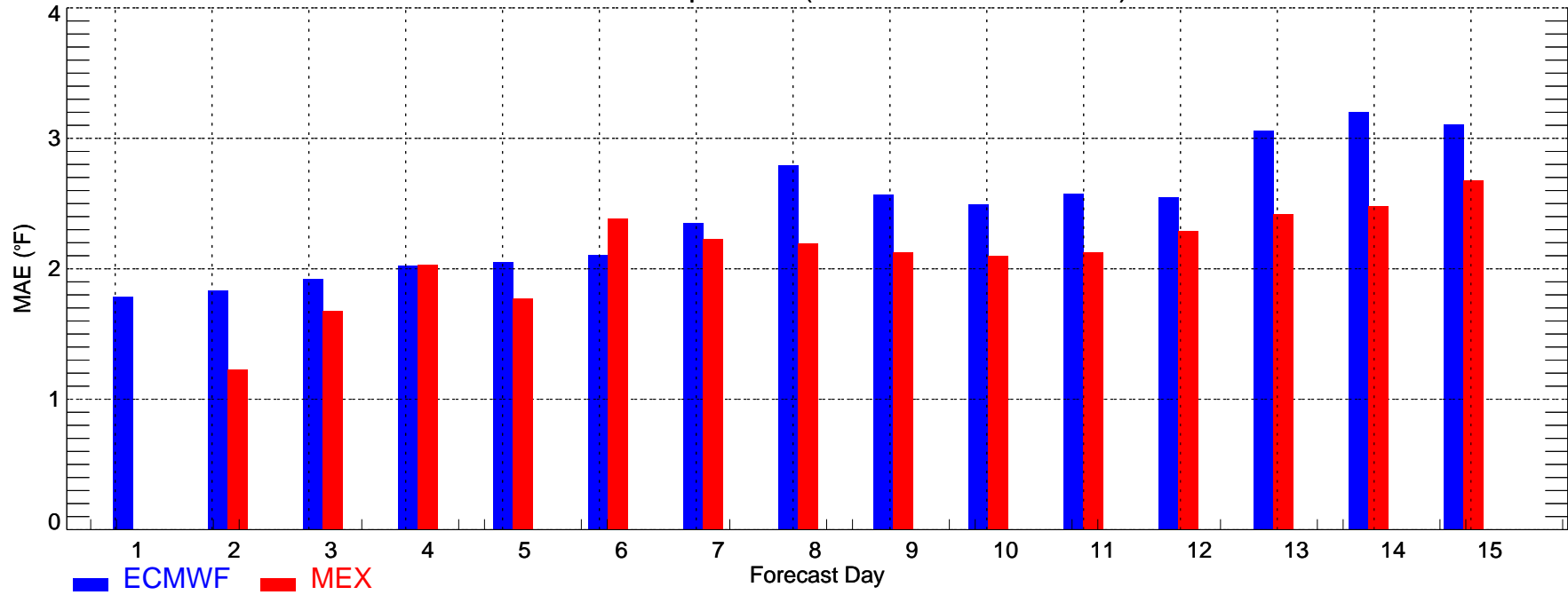
SEA: Max Temperature (2009-05-01_2009-05-31)



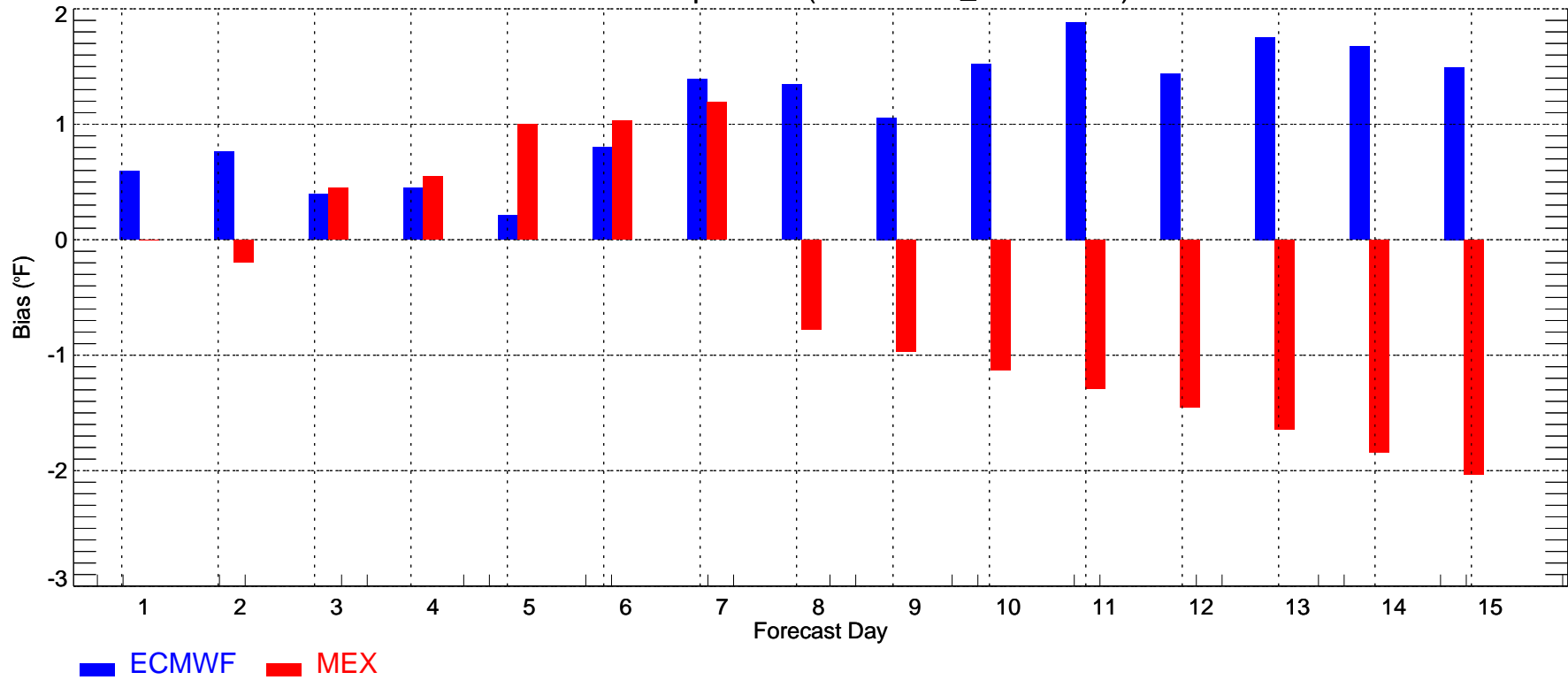
SEA: Max Temperature (2009-05-01_2009-05-31)



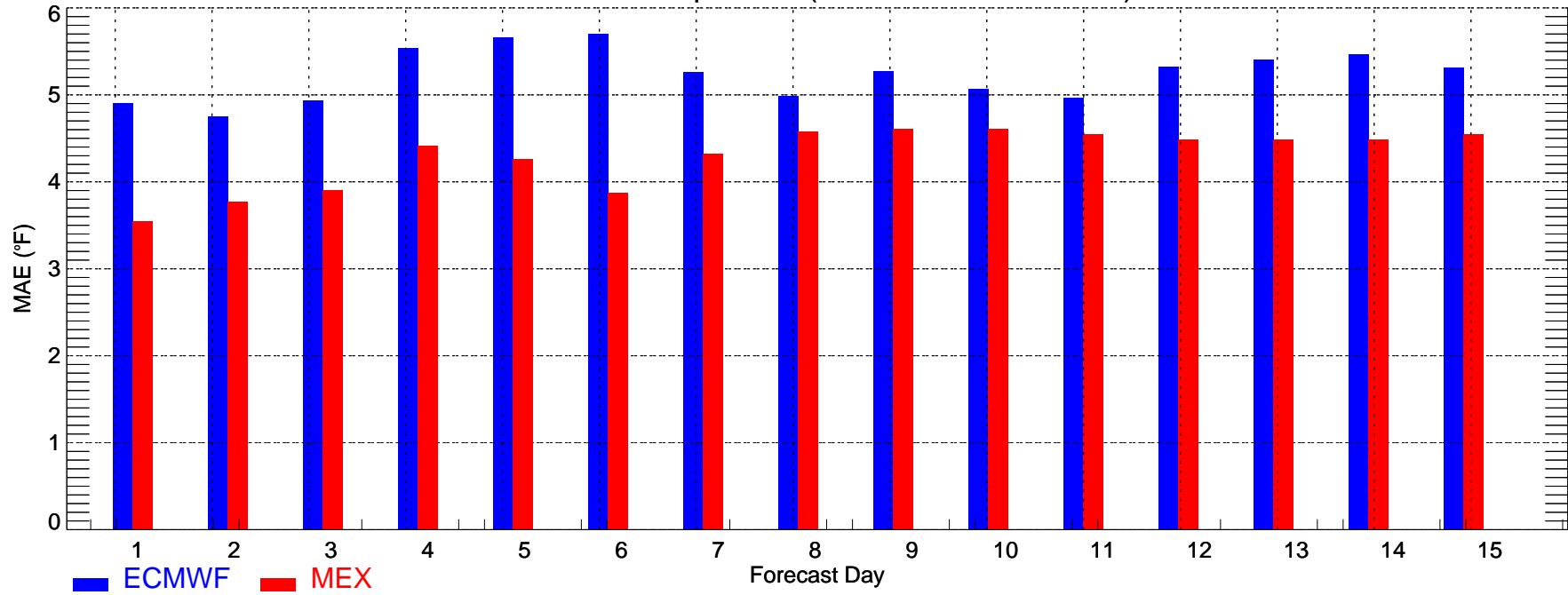
SEA: Min Temperature (2009-05-01_2009-05-31)



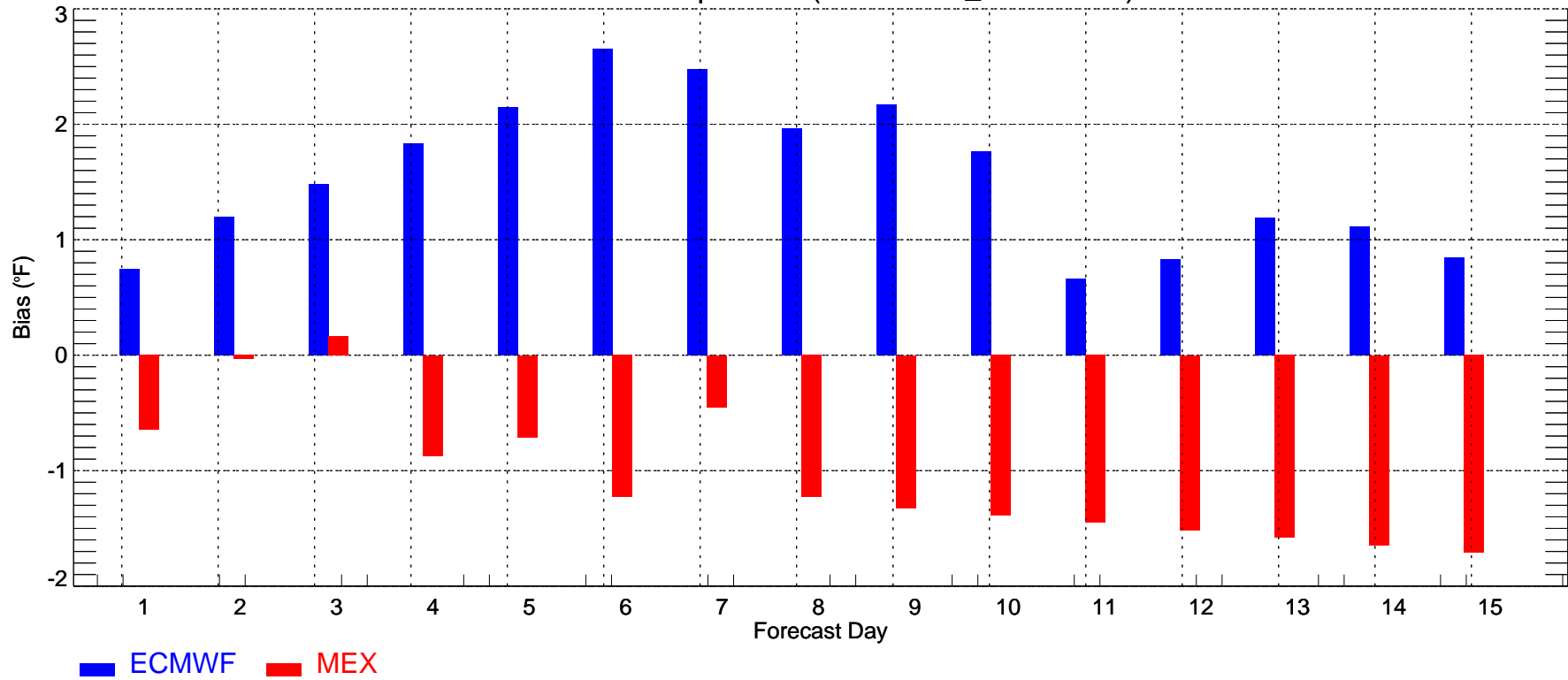
SEA: Min Temperature (2009-05-01_2009-05-31)



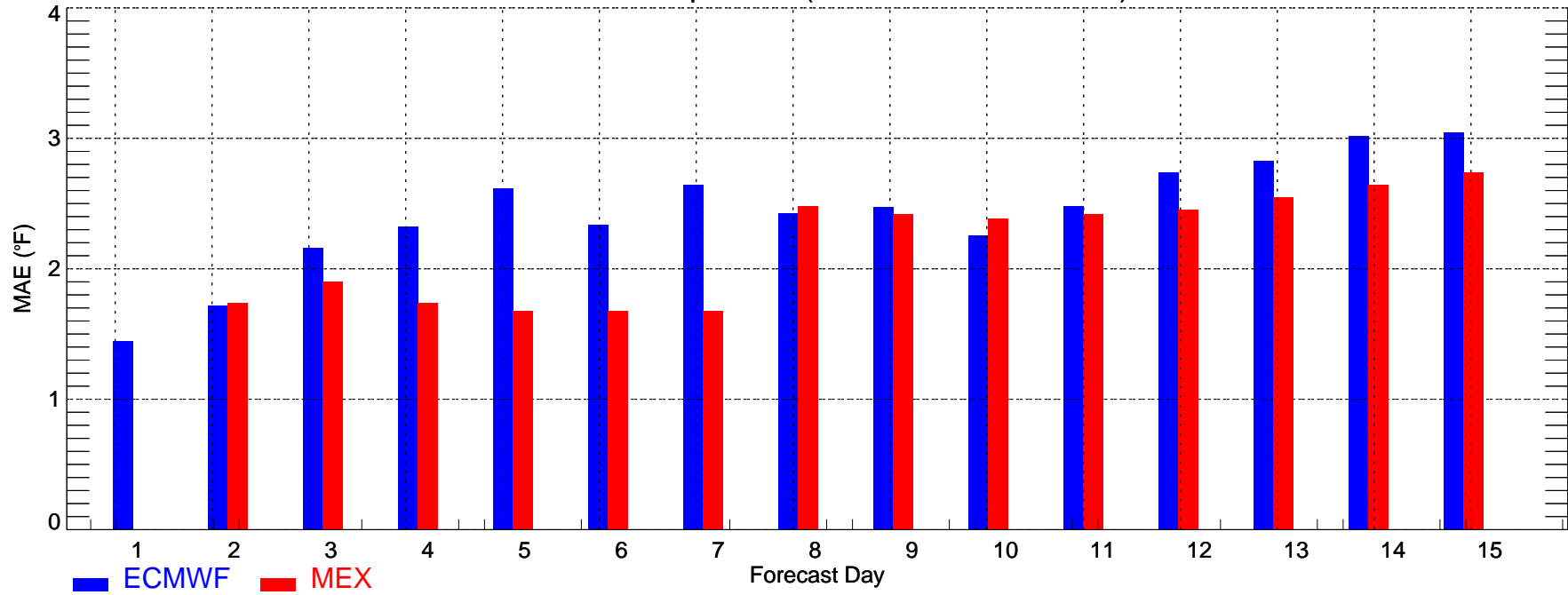
SFO: Max Temperature (2009-05-01_2009-05-31)



SFO: Max Temperature (2009-05-01_2009-05-31)



SFO: Min Temperature (2009-05-01_2009-05-31)



SFO: Min Temperature (2009-05-01_2009-05-31)

