

eCast Monthly External Customized Report for 2009-05-01 ~ 2009-05-31

June 4, 2009

Copyright (c) Atmospheric and Environmental Research (AER), Inc., 2009

AER Proprietary Information --

Release or disclosure only with the expressed written permission of AER

ECMWF Temperature MAE Regional Summary

Max (2009-05-01~2009-05-31)

	Day 1	Day 2	Day 3	Day 4	Day 5	Day 6	Day 7	Day 8	Day 9	Day 10	Day 11	Day 12	Day 13	Day 14	Day 15
CUST1	2.7	2.9	3.2	3.7	4.2	4.5	4.8	5.1	5.4	5.1	5.3	5.6	5.7	5.8	5.7

Min (2009-05-01~2009-05-31)

	Day 1	Day 2	Day 3	Day 4	Day 5	Day 6	Day 7	Day 8	Day 9	Day 10	Day 11	Day 12	Day 13	Day 14	Day 15
CUST1	2.3	2.4	2.6	2.8	3.3	3.4	4.0	4.3	4.6	4.6	4.7	5.0	5.2	5.3	5.4

MEX Temperature MAE Regional Summary

Max (2009-05-01~2009-05-31)

	Day 1	Day 2	Day 3	Day 4	Day 5	Day 6	Day 7	Day 8	Day 9	Day 10	Day 11	Day 12	Day 13	Day 14	Day 15
CUST1	2.4	2.9	3.3	3.8	4.2	4.5	4.7	5.8	5.9	6.0	6.1	6.2	6.4	6.5	6.6

Min (2009-05-01~2009-05-31)

	Day 1	Day 2	Day 3	Day 4	Day 5	Day 6	Day 7	Day 8	Day 9	Day 10	Day 11	Day 12	Day 13	Day 14	Day 15
CUST1	0.0	2.2	2.3	2.6	3.0	3.4	3.6	5.2	5.3	5.4	5.5	5.6	5.8	5.9	6.1

ECMWF Temperature BIAS Regional Summary

Max (2009-05-01~2009-05-31)

	Day 1	Day 2	Day 3	Day 4	Day 5	Day 6	Day 7	Day 8	Day 9	Day 10	Day 11	Day 12	Day 13	Day 14	Day 15
CUST1	-0.1	0.0	0.1	0.3	0.2	0.2	0.2	0.2	0.1	-0.1	-0.2	-0.2	-0.2	-0.1	-0.1

Min (2009-05-01~2009-05-31)

	Day 1	Day 2	Day 3	Day 4	Day 5	Day 6	Day 7	Day 8	Day 9	Day 10	Day 11	Day 12	Day 13	Day 14	Day 15
CUST1	-0.2	0.2	0.2	0.4	0.4	0.6	0.6	0.5	0.6	0.5	0.4	0.4	0.3	0.3	-0.2

MEX Temperature BIAS Regional Summary

Max (2009-05-01~2009-05-31)

	Day 1	Day 2	Day 3	Day 4	Day 5	Day 6	Day 7	Day 8	Day 9	Day 10	Day 11	Day 12	Day 13	Day 14	Day 15
CUST1	-0.8	-0.8	-1.1	-1.3	-1.6	-1.3	-1.3	-3.2	-3.4	-3.7	-3.9	-4.2	-4.4	-4.7	-4.9

Min (2009-05-01~2009-05-31)

	Day 1	Day 2	Day 3	Day 4	Day 5	Day 6	Day 7	Day 8	Day 9	Day 10	Day 11	Day 12	Day 13	Day 14	Day 15
CUST1	0.0	-0.2	0.1	-0.1	0.1	0.2	0.5	-3.0	-3.2	-3.5	-3.8	-4.0	-4.3	-4.6	-4.9

ECMWF Temperature MAE in CUST1

Max (2009-05-01~2009-05-31)

	Day 1	Day 2	Day 3	Day 4	Day 5	Day 6	Day 7	Day 8	Day 9	Day 10	Day 11	Day 12	Day 13	Day 14	Day 15
AUS	1.7	2.1	2.2	2.7	3.4	4.2	4.6	5.1	5.1	4.5	4.6	4.5	4.3	4.7	4.4
BOS	3.7	4.1	4.6	4.8	5.4	6.9	6.9	7.5	7.8	7.6	8.0	8.2	8.2	8.5	8.4
CVG	2.2	2.2	2.6	2.7	3.2	3.7	4.3	4.9	5.7	5.5	5.6	5.4	5.8	5.9	5.7
DFW	2.9	3.4	3.3	3.5	3.3	3.2	3.8	4.1	4.9	4.3	4.4	4.9	5.1	5.2	5.2
HOU	1.7	1.9	2.2	2.4	2.6	2.5	3.0	3.0	3.2	2.9	3.0	3.0	2.9	3.2	3.4
IAH	1.5	2.0	2.1	2.8	3.3	3.3	3.7	3.6	4.1	3.9	3.8	3.9	3.8	4.4	4.5
MSP	2.9	2.8	3.8	4.9	5.1	5.5	5.9	6.0	7.4	6.8	6.4	7.5	7.3	7.1	6.6
ORD	2.8	3.5	3.8	5.0	5.5	5.7	5.7	5.6	5.2	5.3	6.1	5.9	6.7	6.3	6.0
PDX	2.6	2.9	3.1	3.7	4.7	4.7	5.0	5.3	5.3	6.3	6.7	7.5	7.6	7.6	7.4
SEA	2.4	2.2	2.4	2.9	4.2	4.6	4.9	5.7	5.0	4.1	4.7	5.9	5.9	5.8	5.9
SFO	4.9	4.8	4.9	5.5	5.7	5.7	5.3	5.0	5.3	5.1	5.0	5.3	5.4	5.5	5.3

Min (2009-05-01~2009-05-31)

	Day 1	Day 2	Day 3	Day 4	Day 5	Day 6	Day 7	Day 8	Day 9	Day 10	Day 11	Day 12	Day 13	Day 14	Day 15
AUS	3.6	4.1	4.7	5.2	6.1	5.6	6.2	7.7	7.9	8.7	8.8	9.0	8.7	8.2	8.6
BOS	1.8	2.0	2.1	2.2	2.5	3.3	3.7	3.9	3.9	3.7	4.0	4.1	4.3	4.5	4.5
CVG	2.4	2.8	3.2	3.2	2.7	3.7	4.2	5.8	5.7	5.9	5.4	5.9	5.7	5.6	5.5
DFW	1.8	2.3	2.6	2.7	2.8	3.2	4.1	4.0	4.7	4.3	4.3	4.5	5.0	5.3	5.2
HOU	2.9	3.2	3.2	3.2	4.0	4.2	4.9	4.9	5.7	6.2	6.3	6.8	7.2	7.4	7.9
IAH	2.1	2.4	2.6	2.3	3.3	3.5	4.1	4.0	4.5	4.6	5.2	5.7	6.4	6.3	7.0
MSP	2.1	2.3	2.7	3.7	4.1	4.6	5.0	5.3	5.4	5.5	5.3	5.8	6.5	6.3	6.1
ORD	1.7	2.0	2.2	2.8	3.4	3.4	4.0	4.1	5.0	5.1	4.4	4.4	5.0	5.5	5.2
PDX	3.8	1.5	1.5	1.7	2.2	2.2	2.6	2.8	2.8	2.6	2.7	2.9	3.0	3.1	3.2
SEA	1.8	1.8	1.9	2.0	2.0	2.1	2.4	2.8	2.6	2.5	2.6	2.5	3.1	3.2	3.1
SFO	1.4	1.7	2.2	2.3	2.6	2.3	2.6	2.4	2.5	2.3	2.5	2.7	2.8	3.0	3.0

MEX Temperature MAE in CUST1

Max (2009-05-01~2009-05-31)

	Day 1	Day 2	Day 3	Day 4	Day 5	Day 6	Day 7	Day 8	Day 9	Day 10	Day 11	Day 12	Day 13	Day 14	Day 15
AUS	1.7	2.4	2.2	2.7	2.9	3.5	4.0	5.5	5.6	5.7	5.7	5.8	5.9	6.0	6.2
BOS	3.0	4.5	5.4	5.8	6.9	8.0	7.9	8.8	8.9	9.1	9.3	9.4	9.6	9.8	9.9
CVG	1.9	2.5	3.1	3.4	2.9	3.0	3.4	4.3	4.5	4.5	4.6	4.8	5.0	5.1	5.3
DFW	2.5	2.5	2.5	2.9	3.5	4.1	3.9	4.2	4.3	4.4	4.5	4.5	4.6	4.8	5.0
HOU	1.7	1.8	1.8	2.4	2.4	2.2	2.5	3.8	3.9	3.9	4.0	4.1	4.4	4.5	4.5
IAH	1.5	1.8	1.7	2.4	2.5	2.9	3.4	5.1	5.2	5.3	5.4	5.6	5.6	5.7	5.9
MSP	3.3	3.9	5.1	5.8	6.4	6.9	6.6	7.6	7.6	7.9	8.1	8.3	8.6	8.8	9.1
ORD	2.9	2.8	4.5	4.8	5.9	5.1	5.6	5.9	5.9	6.2	6.3	6.5	6.6	7.0	7.2
PDX	2.6	3.2	3.2	3.4	4.5	5.3	5.5	8.0	8.0	8.2	8.3	8.4	8.6	8.6	8.8
SEA	1.5	2.6	3.1	3.4	4.1	4.6	4.8	6.2	6.3	6.3	6.4	6.4	6.5	6.5	6.6
SFO	3.5	3.8	3.9	4.4	4.3	3.9	4.3	4.6	4.6	4.6	4.5	4.5	4.5	4.5	4.5

Min (2009-05-01~2009-05-31)

	Day 1	Day 2	Day 3	Day 4	Day 5	Day 6	Day 7	Day 8	Day 9	Day 10	Day 11	Day 12	Day 13	Day 14	Day 15
AUS	0.0	2.1	2.4	2.8	3.4	4.2	4.0	7.2	7.2	7.2	7.4	7.4	7.4	7.4	7.5
BOS	0.0	2.4	2.8	3.0	3.1	3.5	3.9	4.5	4.6	4.8	5.1	5.2	5.4	5.5	5.7
CVG	0.0	4.3	4.0	4.0	4.2	4.2	4.6	5.9	6.2	6.4	6.5	6.7	6.8	7.0	7.2
DFW	0.0	2.2	2.5	2.2	3.4	3.3	4.4	5.1	5.2	5.3	5.4	5.5	5.7	5.8	6.0
HOU	0.0	2.1	1.7	2.3	2.9	3.0	3.4	6.3	6.4	6.5	6.6	6.8	7.0	7.1	7.2
IAH	0.0	2.0	1.8	2.2	2.9	3.5	3.9	7.2	7.3	7.4	7.6	7.8	7.9	8.1	8.2
MSP	0.0	2.7	3.1	3.7	4.1	4.8	4.8	6.4	6.6	6.8	6.8	7.1	7.3	7.5	7.8
ORD	0.0	2.6	2.4	3.1	3.4	3.6	3.8	5.9	6.1	6.4	6.5	6.7	7.0	7.1	7.3
PDX	0.0	1.3	1.5	1.9	1.8	2.7	2.7	3.6	3.7	3.8	3.8	4.0	4.2	4.3	4.4
SEA	0.0	1.2	1.7	2.0	1.8	2.4	2.2	2.2	2.1	2.1	2.1	2.3	2.4	2.5	2.7
SFO	0.0	1.7	1.9	1.7	1.7	1.7	1.7	2.5	2.4	2.4	2.4	2.5	2.5	2.6	2.7

ECMWF Temperature BIAS in CUST1

Max (2009-05-01~2009-05-31)

	Day 1	Day 2	Day 3	Day 4	Day 5	Day 6	Day 7	Day 8	Day 9	Day 10	Day 11	Day 12	Day 13	Day 14	Day 15
AUS	-0.1	0.3	0.1	0.4	0.2	-0.3	0.0	0.2	-0.3	-0.1	-0.3	0.4	0.9	1.0	1.2
BOS	0.1	0.6	1.1	1.5	1.6	1.2	0.8	0.7	1.4	1.4	0.9	0.7	0.7	0.4	0.5
CVG	0.1	0.3	0.5	1.2	1.3	1.4	1.4	1.2	1.3	2.4	2.7	2.8	2.6	2.5	2.8
DFW	-0.7	-1.1	-1.0	-0.9	-1.2	-0.7	0.2	-0.3	-0.8	-0.6	0.3	0.7	0.5	0.6	1.1
HOU	-0.2	-0.2	-0.5	-0.5	-0.5	-0.3	-0.0	0.3	-0.2	-0.4	-0.7	-0.7	-0.7	-1.0	-0.9
IAH	-0.1	-0.1	-0.2	-0.3	-0.4	-0.5	-0.3	-0.1	-0.7	-1.3	-1.1	-1.3	-1.2	-1.9	-1.6
MSP	0.1	0.1	0.8	0.3	-0.6	-1.3	-0.9	-0.8	-1.0	-1.5	-0.9	-0.8	-1.0	-0.3	-0.1
ORD	0.1	0.0	0.4	0.7	-0.3	0.0	-0.4	-0.5	-0.5	-1.3	-1.3	-1.3	-1.4	-1.3	-1.3
PDX	-0.8	-1.1	-1.6	-1.4	-1.3	-1.6	-2.1	-1.9	-1.5	-2.9	-3.7	-4.3	-4.3	-4.0	-4.8
SEA	0.2	0.2	0.1	0.0	0.7	1.1	0.8	1.3	1.2	1.7	0.7	0.7	1.1	1.4	1.3
SFO	0.7	1.2	1.5	1.8	2.1	2.7	2.5	2.0	2.2	1.8	0.7	0.8	1.2	1.1	0.8

Min (2009-05-01~2009-05-31)

	Day 1	Day 2	Day 3	Day 4	Day 5	Day 6	Day 7	Day 8	Day 9	Day 10	Day 11	Day 12	Day 13	Day 14	Day 15
AUS	-0.7	-0.5	-0.3	0.2	0.6	1.0	0.6	-0.1	0.2	-0.6	-0.9	-1.5	-1.3	-0.6	-1.9
BOS	0.5	0.9	1.0	1.2	1.1	0.9	0.9	0.9	1.0	1.1	1.0	0.7	0.5	0.2	0.0
CVG	0.0	0.1	0.1	0.4	0.4	-0.1	0.7	0.6	1.0	2.0	1.5	1.5	1.6	1.3	0.8
DFW	-0.6	-0.8	-0.7	-0.3	0.1	0.3	-0.7	0.3	-0.1	0.4	1.0	1.1	1.2	0.9	0.4
HOU	0.4	0.7	0.9	1.1	1.4	1.5	1.7	1.7	1.8	1.0	-0.2	-0.6	-0.9	-1.6	-2.2
IAH	0.0	0.2	0.4	0.3	0.7	0.7	0.9	1.3	1.5	0.8	0.7	0.5	-0.2	-0.5	-1.4
MSP	0.2	0.4	0.5	1.3	0.5	0.8	0.3	-0.1	0.2	-0.2	-0.3	0.5	0.3	1.4	1.0
ORD	-0.1	-0.1	-0.2	0.0	-0.7	-0.3	-0.8	-1.0	-1.4	-1.0	-0.5	-0.2	-0.3	-0.2	-0.1
PDX	-2.8	-0.1	-0.2	-0.3	-0.4	0.0	0.3	-0.1	-0.2	-0.3	-0.6	-0.8	-0.6	-0.7	-0.8
SEA	0.6	0.8	0.4	0.5	0.2	0.8	1.4	1.3	1.1	1.5	1.9	1.4	1.8	1.7	1.5
SFO	0.3	0.3	0.4	0.4	0.4	0.6	0.9	1.2	1.3	1.0	1.3	1.1	1.1	0.9	0.9

MEX Temperature BIAS in CUST1

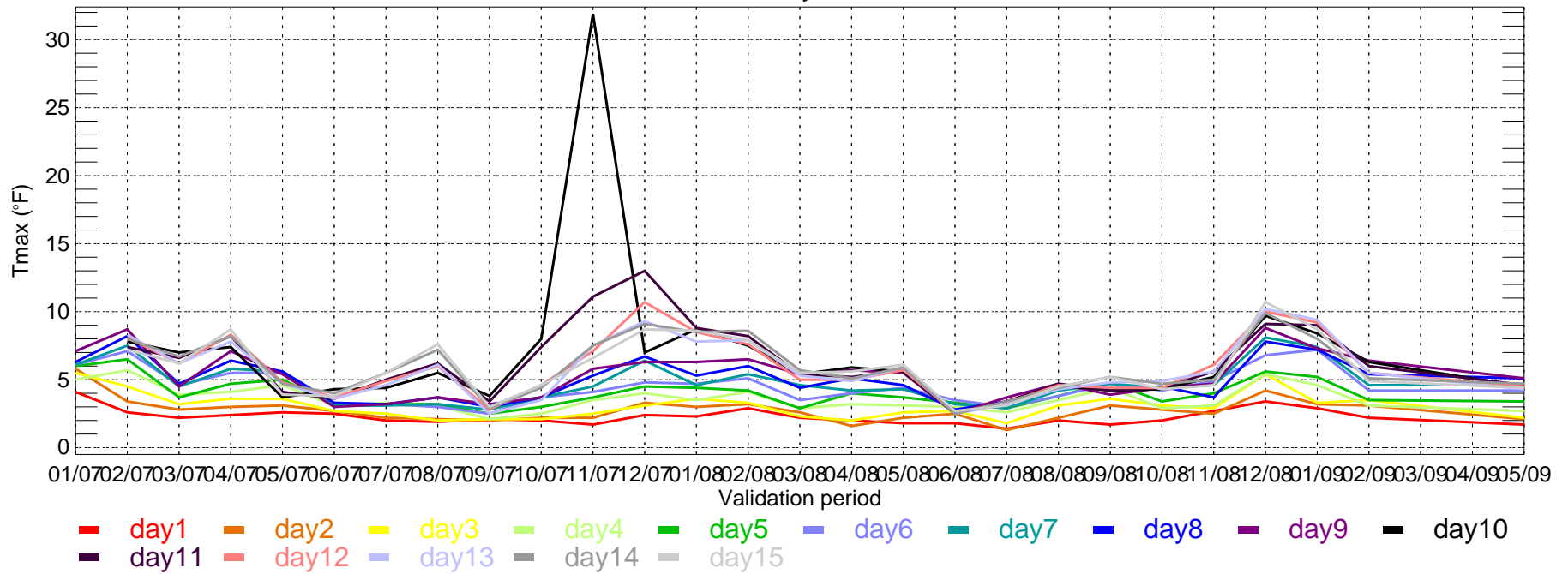
Max (2009-05-01~2009-05-31)

	Day 1	Day 2	Day 3	Day 4	Day 5	Day 6	Day 7	Day 8	Day 9	Day 10	Day 11	Day 12	Day 13	Day 14	Day 15
AUS	0.0	-0.4	-0.2	0.1	-0.4	0.4	-0.3	-4.1	-4.3	-4.5	-4.6	-4.8	-5.0	-5.2	-5.4
BOS	-0.3	-0.4	-1.0	-1.9	-1.6	-2.0	-2.5	-3.5	-3.8	-4.2	-4.5	-4.9	-5.2	-5.6	-5.9
CVG	-0.7	-1.2	-1.5	-1.4	-1.5	-1.2	-0.6	-1.9	-2.2	-2.5	-2.8	-3.2	-3.5	-3.8	-4.1
DFW	-0.5	-0.5	0.1	0.2	0.8	1.7	1.7	-1.4	-1.6	-1.9	-2.1	-2.4	-2.6	-2.8	-3.1
HOU	-0.4	-0.5	-0.1	-0.5	-0.3	-0.1	-0.5	-2.5	-2.7	-2.9	-3.1	-3.4	-3.6	-3.8	-4.0
IAH	0.0	-0.0	-0.2	-1.0	-0.2	-0.2	-0.3	-3.5	-3.7	-4.0	-4.2	-4.4	-4.6	-4.8	-5.1
MSP	-2.2	-2.5	-3.3	-4.0	-4.7	-4.1	-3.0	-4.2	-4.5	-5.0	-5.4	-5.8	-6.2	-6.6	-7.0
ORD	-1.2	-0.5	-2.7	-2.0	-3.9	-2.8	-2.6	-3.3	-3.7	-4.1	-4.5	-4.8	-5.2	-5.6	-6.0
PDX	-1.7	-1.8	-2.6	-2.1	-2.9	-3.6	-3.6	-6.3	-6.5	-6.7	-6.9	-7.1	-7.4	-7.5	-7.7
SEA	-0.6	-0.8	-1.1	-0.3	-1.8	-1.5	-2.1	-2.8	-3.0	-3.2	-3.5	-3.6	-3.8	-4.0	-4.3
SFO	-0.6	-0.0	0.2	-0.9	-0.7	-1.2	-0.5	-1.2	-1.3	-1.4	-1.5	-1.5	-1.6	-1.6	-1.7

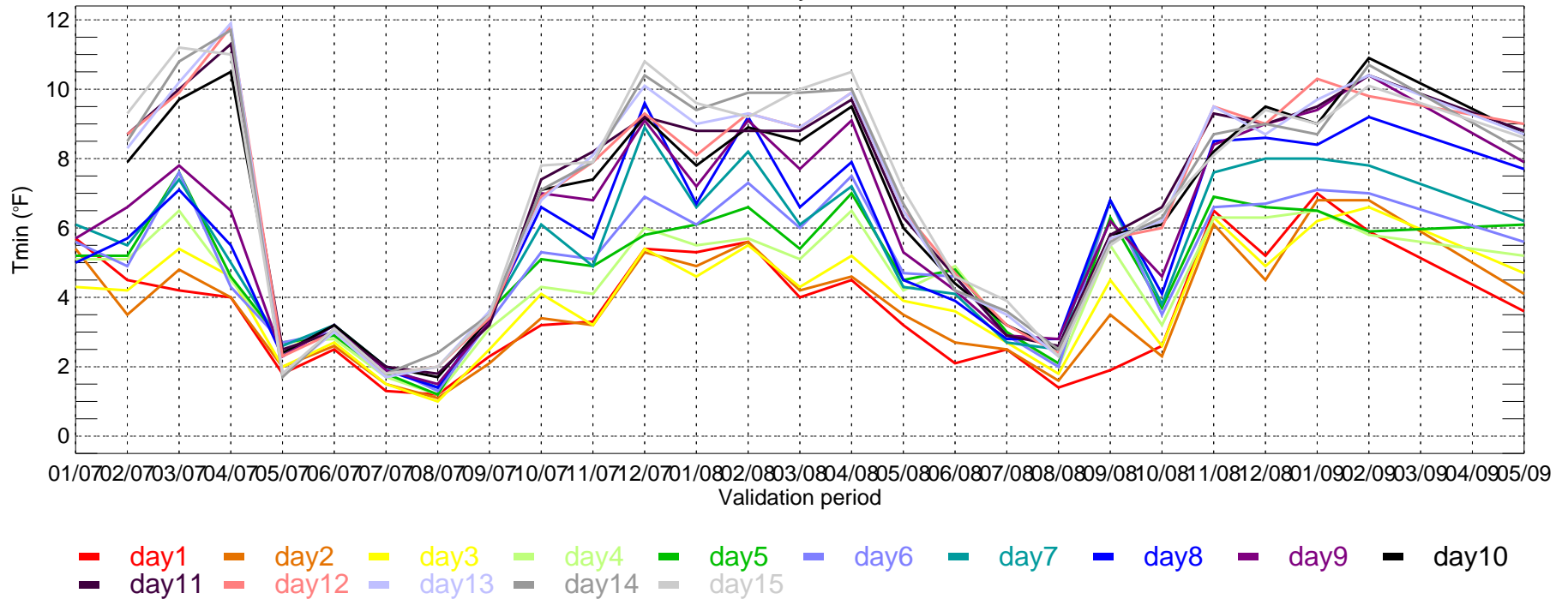
Min (2009-05-01~2009-05-31)

	Day 1	Day 2	Day 3	Day 4	Day 5	Day 6	Day 7	Day 8	Day 9	Day 10	Day 11	Day 12	Day 13	Day 14	Day 15
AUS	0.0	0.2	0.6	-0.4	0.3	-0.2	1.3	-1.3	-1.5	-1.8	-2.1	-2.3	-2.6	-2.8	-3.1
BOS	0.0	0.8	0.5	0.2	0.0	-0.2	-0.1	-3.1	-3.4	-3.7	-4.0	-4.4	-4.6	-5.0	-5.3
CVG	0.0	-0.6	-0.6	-1.3	0.4	0.5	0.4	-3.4	-3.8	-4.1	-4.5	-4.8	-5.1	-5.5	-5.8
DFW	0.0	-0.0	0.7	0.4	1.4	1.4	1.8	-2.8	-3.1	-3.4	-3.7	-4.0	-4.3	-4.6	-4.9
HOU	0.0	-1.1	-0.8	-1.1	-1.3	-0.3	-0.2	-4.2	-4.5	-4.7	-5.0	-5.2	-5.5	-5.7	-6.0
IAH	0.0	-0.3	0.0	-0.4	-0.1	0.1	0.5	-4.4	-4.7	-5.0	-5.3	-5.5	-5.8	-6.1	-6.4
MSP	0.0	0.1	-0.0	-0.5	-0.7	-0.6	0.2	-4.1	-4.5	-4.9	-5.3	-5.7	-6.1	-6.5	-6.9
ORD	0.0	-0.7	-0.7	-0.2	-0.6	-0.5	0.5	-4.0	-4.4	-4.7	-5.0	-5.4	-5.7	-6.0	-6.4
PDX	0.0	-0.9	-0.2	0.1	0.6	0.5	0.4	-2.9	-3.1	-3.3	-3.5	-3.7	-3.9	-4.1	-4.3
SEA	0.0	-0.2	0.5	0.5	1.0	1.0	1.2	-0.8	-1.0	-1.1	-1.3	-1.5	-1.6	-1.8	-2.0
SFO	0.0	0.7	1.1	1.3	0.6	0.5	0.1	-1.6	-1.7	-1.8	-1.9	-2.0	-2.1	-2.2	-2.3

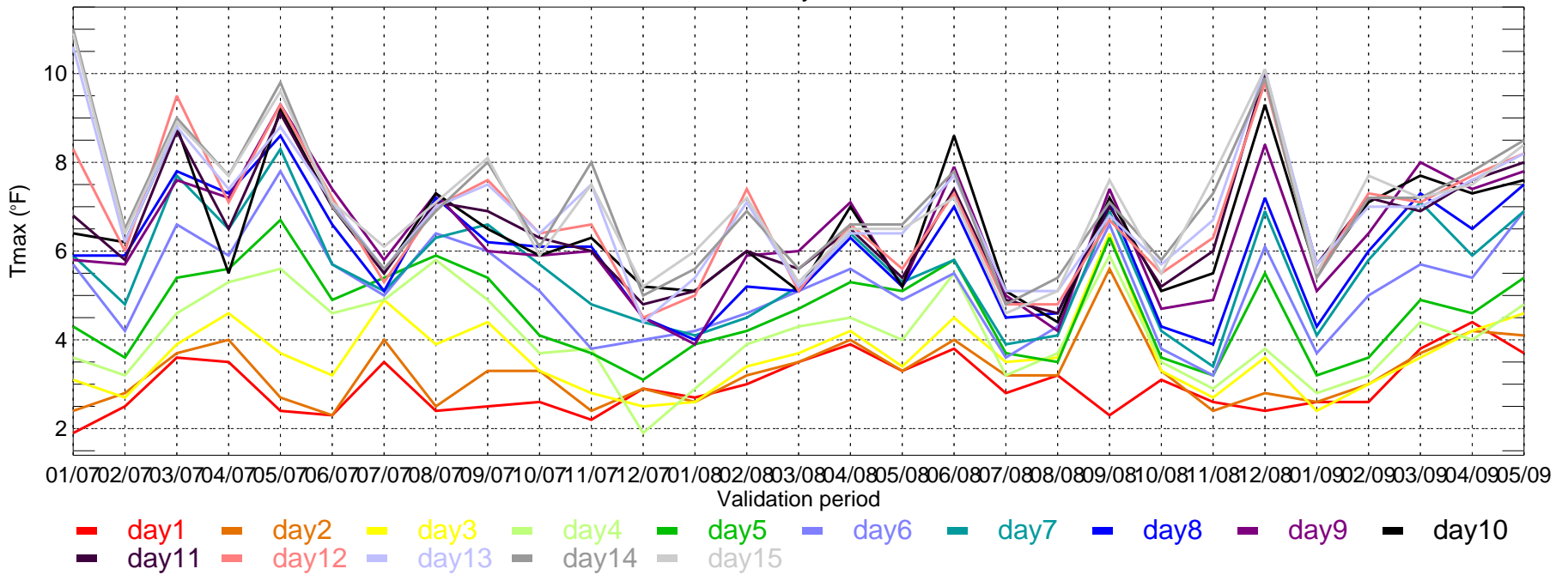
AUS: ECMWF MAE of Tmax for Monthly Period from 2007-01-01 ~ 2009-05-31



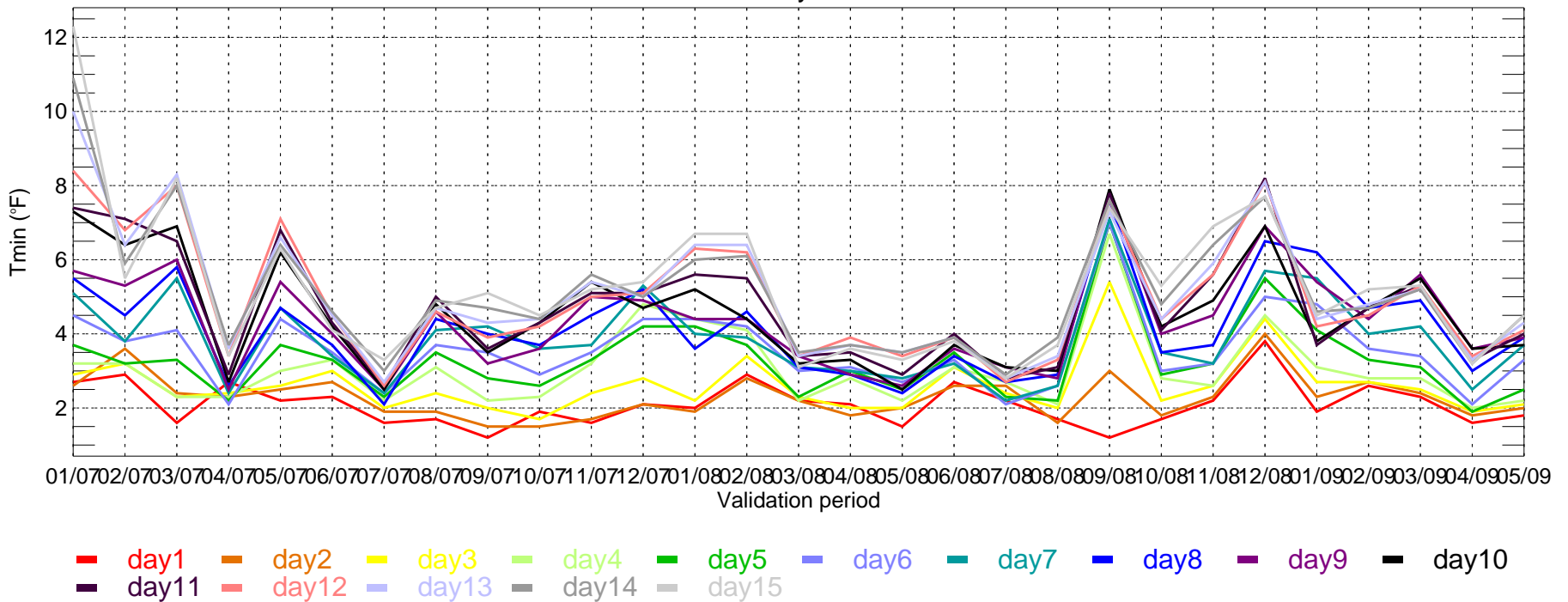
AUS: ECMWF MAE of Tmin for Monthly Period from 2007-01-01 ~ 2009-05-31



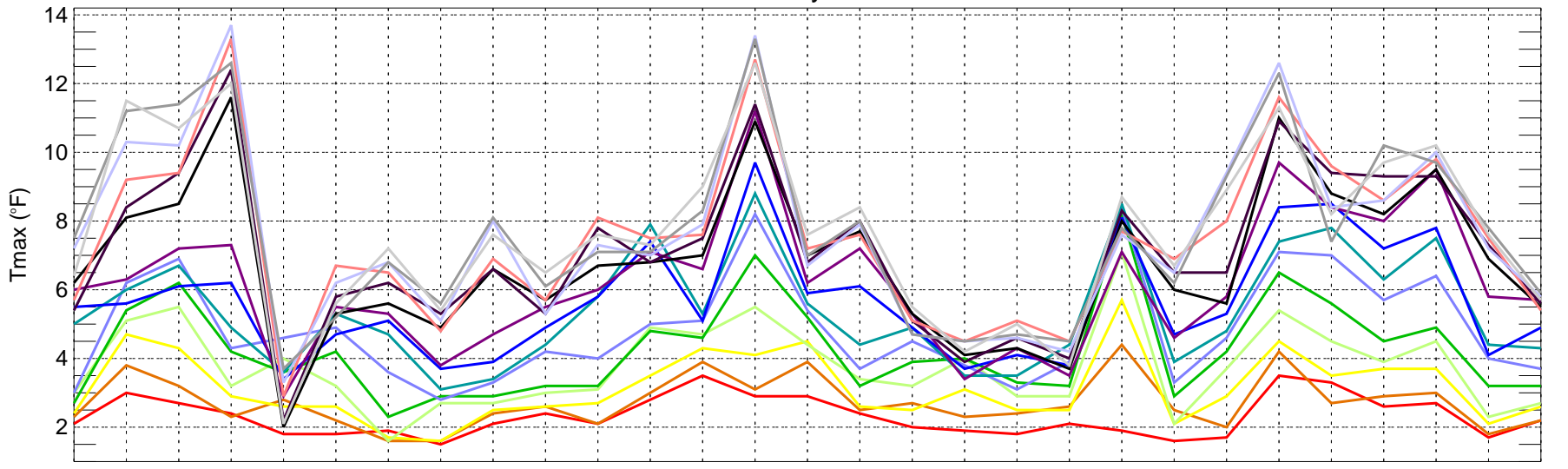
BOS: ECMWF MAE of Tmax for Monthly Period from 2007-01-01 ~ 2009-05-31



BOS: ECMWF MAE of Tmin for Monthly Period from 2007-01-01 ~ 2009-05-31



CVG: ECMWF MAE of Tmax for Monthly Period from 2007-01-01 ~ 2009-05-31

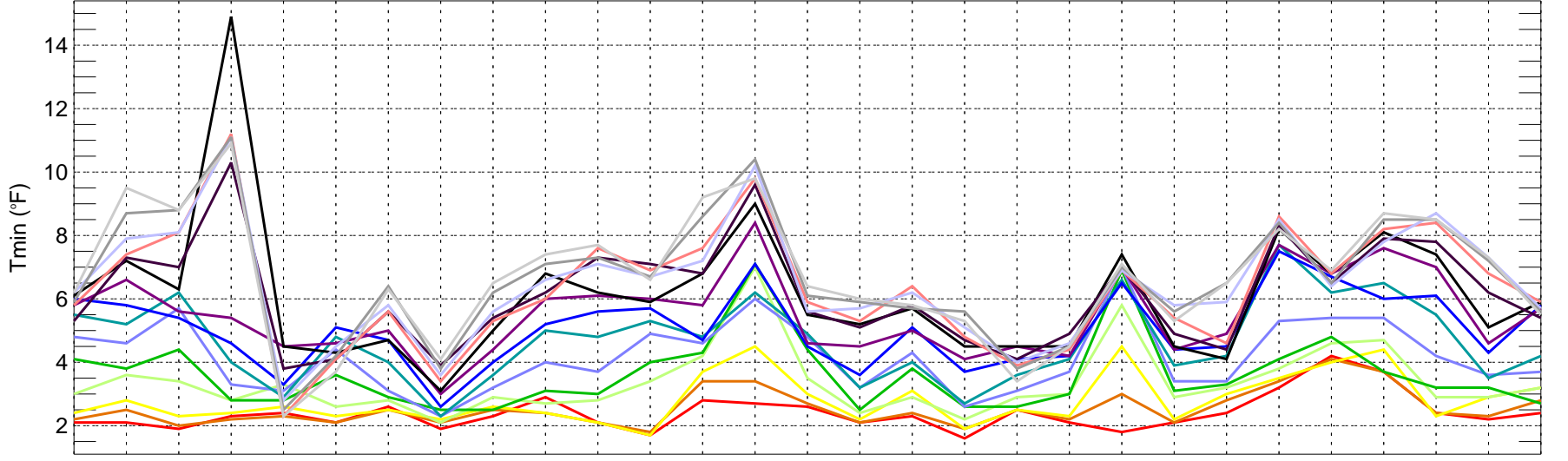


01/07 02/07 03/07 04/07 05/07 06/07 07/07 08/07 09/07 10/07 11/07 12/07 01/08 02/08 03/08 04/08 05/08 06/08 07/08 08/08 09/08 10/08 11/08 12/08 01/09 02/09 03/09 04/09 05/09

Validation period

- day1
- day2
- day3
- day4
- day5
- day6
- day7
- day8
- day9
- day10
- day11
- day12
- day13
- day14
- day15

CVG: ECMWF MAE of Tmin for Monthly Period from 2007-01-01 ~ 2009-05-31

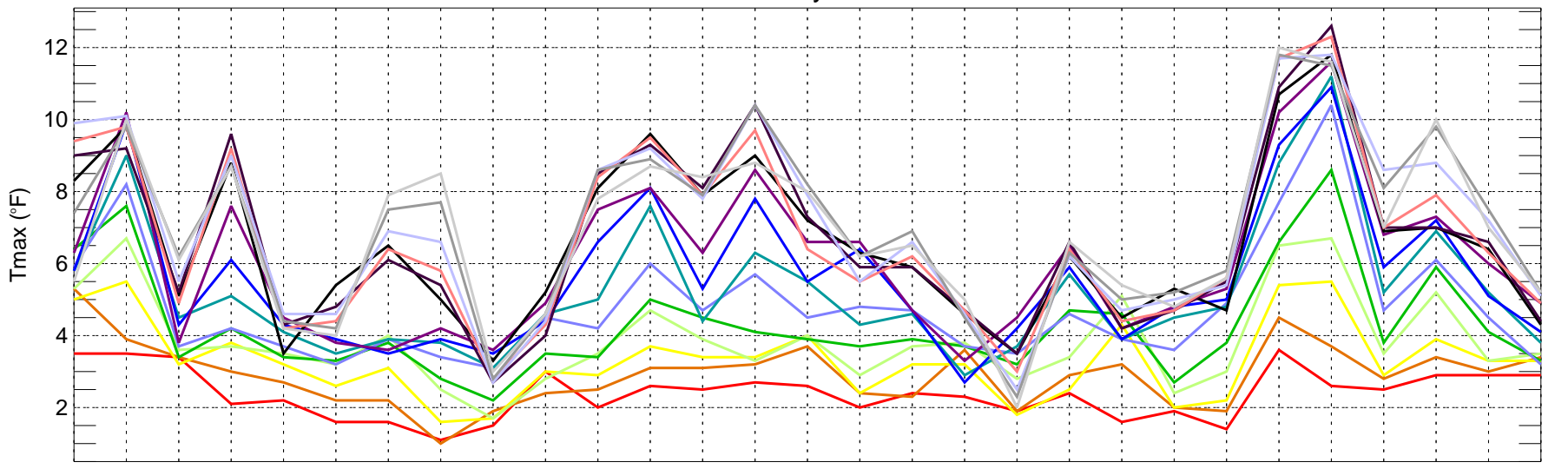


01/07 02/07 03/07 04/07 05/07 06/07 07/07 08/07 09/07 10/07 11/07 12/07 01/08 02/08 03/08 04/08 05/08 06/08 07/08 08/08 09/08 10/08 11/08 12/08 01/09 02/09 03/09 04/09 05/09

Validation period

- day1
- day2
- day3
- day4
- day5
- day6
- day7
- day8
- day9
- day10
- day11
- day12
- day13
- day14
- day15

DFW: ECMWF MAE of Tmax for Monthly Period from 2007-01-01 ~ 2009-05-31

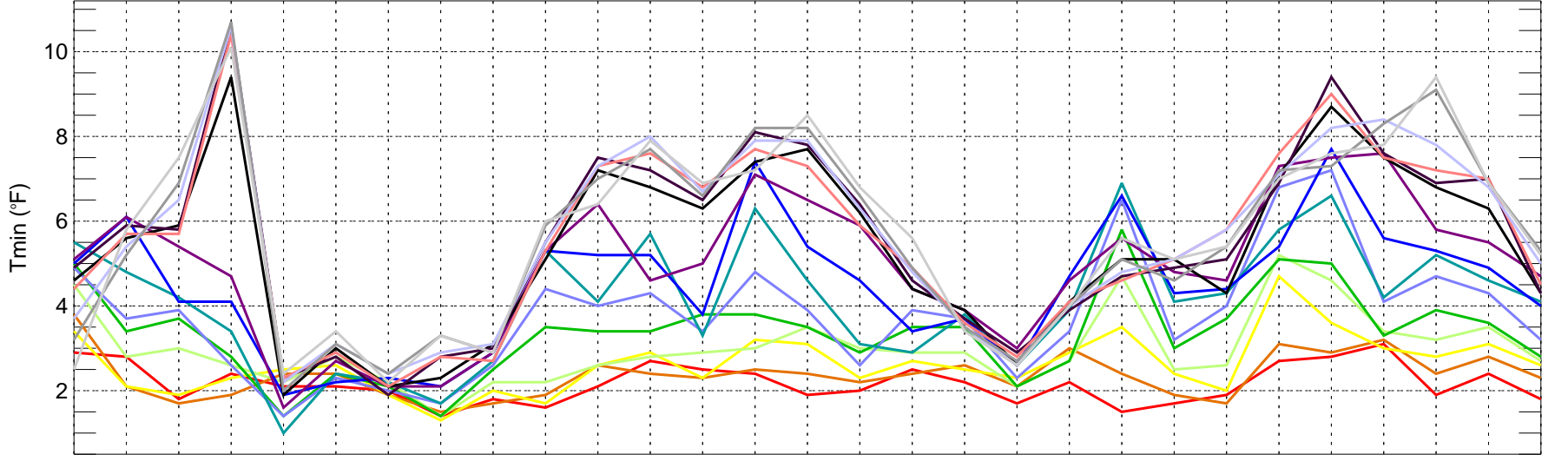


01/07 02/07 03/07 04/07 05/07 06/07 07/07 08/07 09/07 10/07 11/07 12/07 01/08 02/08 03/08 04/08 05/08 06/08 07/08 08/08 09/08 10/08 11/08 12/08 01/09 02/09 03/09 04/09 05/09

Validation period

- day1 day2 day3 day4 day5 day6 day7 day8 day9 day10
- day11 day12 day13 day14 day15

DFW: ECMWF MAE of Tmin for Monthly Period from 2007-01-01 ~ 2009-05-31

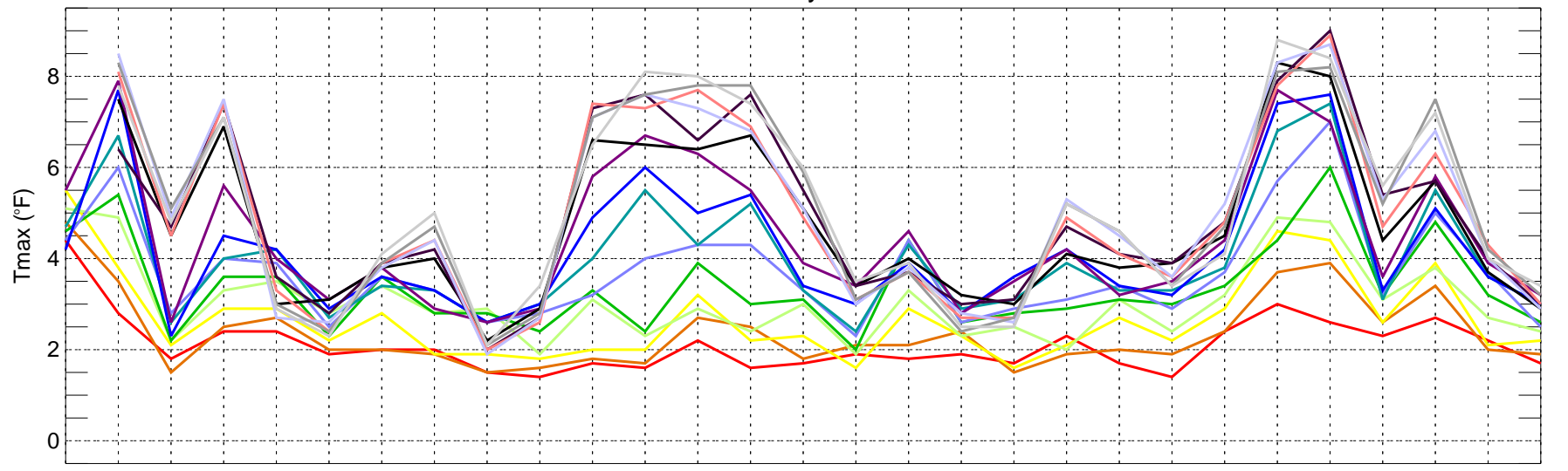


01/07 02/07 03/07 04/07 05/07 06/07 07/07 08/07 09/07 10/07 11/07 12/07 01/08 02/08 03/08 04/08 05/08 06/08 07/08 08/08 09/08 10/08 11/08 12/08 01/09 02/09 03/09 04/09 05/09

Validation period

- day1 day2 day3 day4 day5 day6 day7 day8 day9 day10
- day11 day12 day13 day14 day15

HOU: ECMWF MAE of Tmax for Monthly Period from 2007-01-01 ~ 2009-05-31

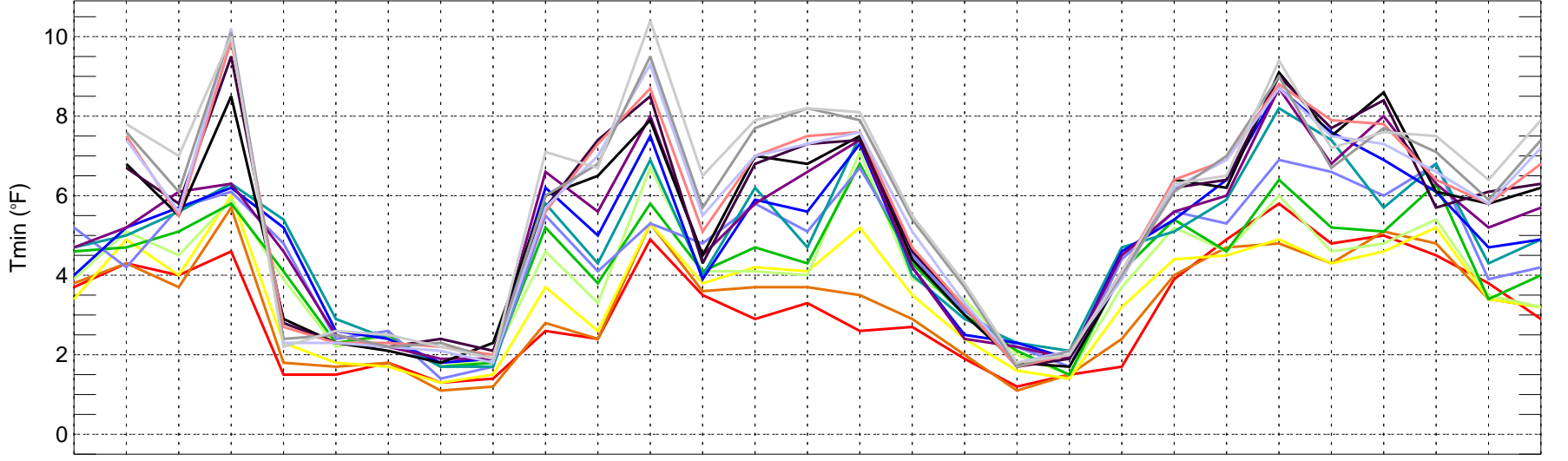


01/07 02/07 03/07 04/07 05/07 06/07 07/07 08/07 09/07 10/07 11/07 12/07 01/08 02/08 03/08 04/08 05/08 06/08 07/08 08/08 09/08 10/08 11/08 12/08 01/09 02/09 03/09 04/09 05/09

Validation period

- day1
- day2
- day3
- day4
- day5
- day6
- day7
- day8
- day9
- day10
- day11
- day12
- day13
- day14
- day15

HOU: ECMWF MAE of Tmin for Monthly Period from 2007-01-01 ~ 2009-05-31

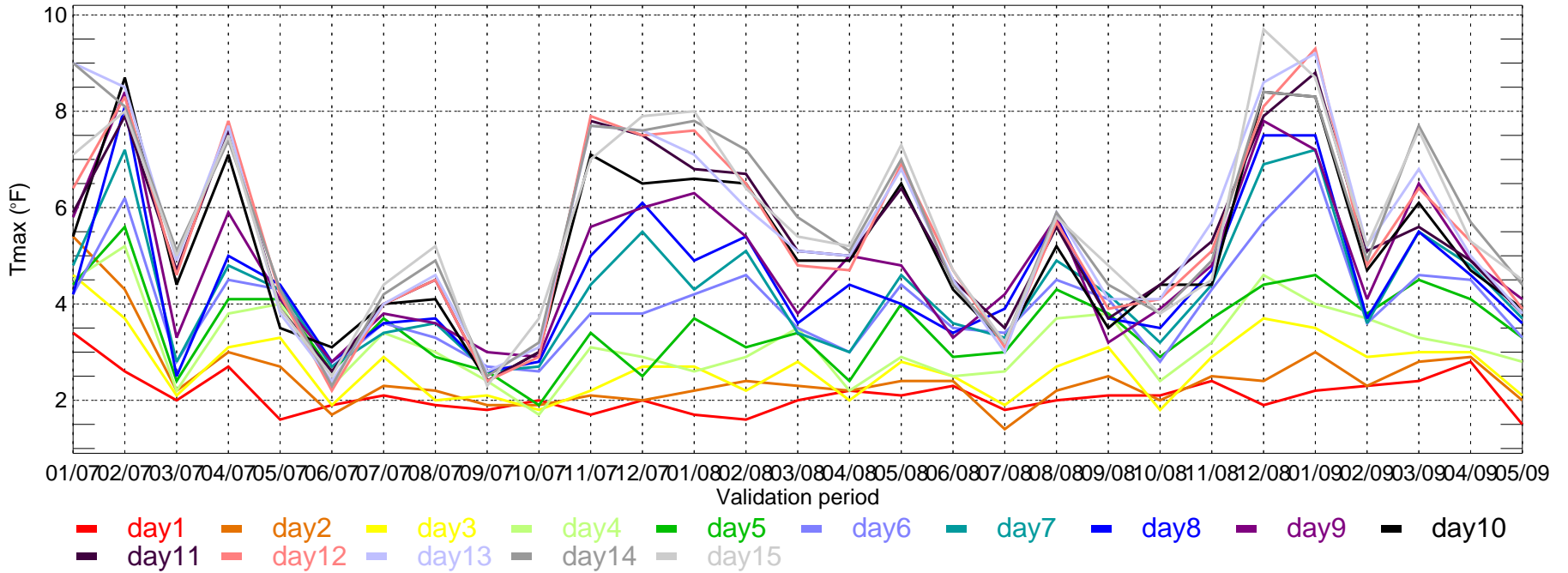


01/07 02/07 03/07 04/07 05/07 06/07 07/07 08/07 09/07 10/07 11/07 12/07 01/08 02/08 03/08 04/08 05/08 06/08 07/08 08/08 09/08 10/08 11/08 12/08 01/09 02/09 03/09 04/09 05/09

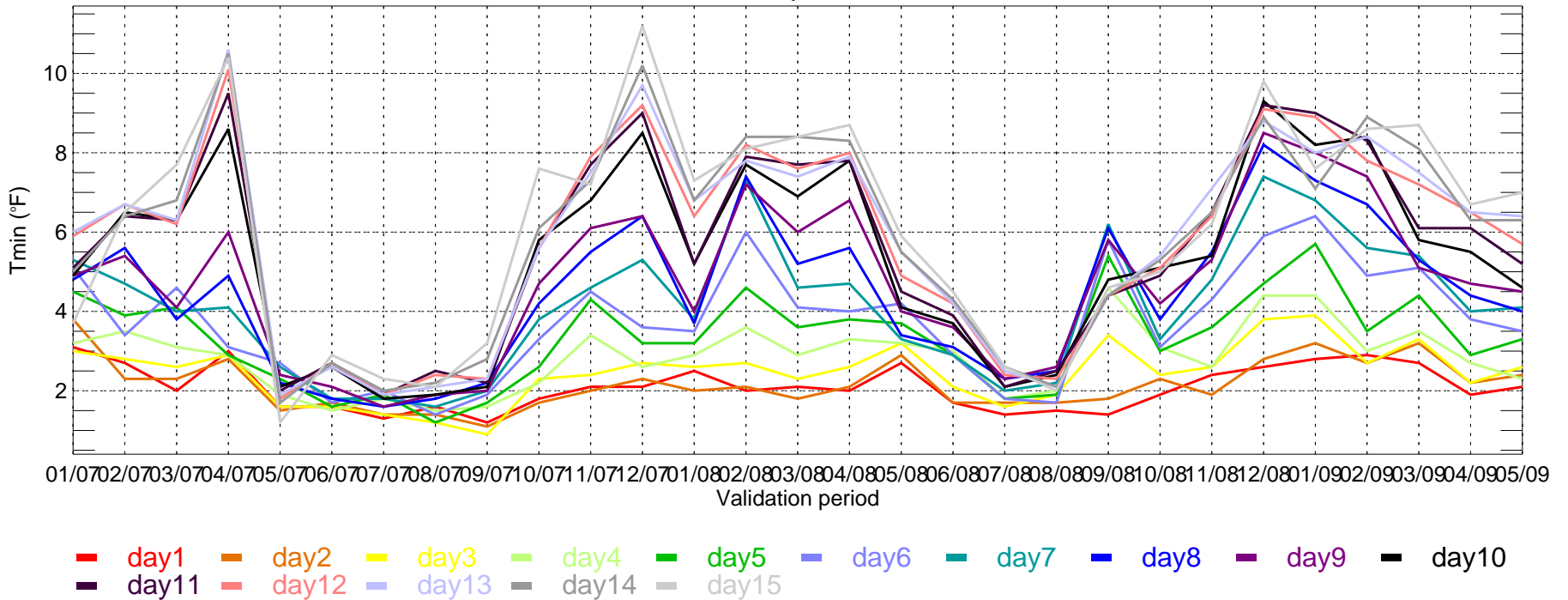
Validation period

- day1
- day2
- day3
- day4
- day5
- day6
- day7
- day8
- day9
- day10
- day11
- day12
- day13
- day14
- day15

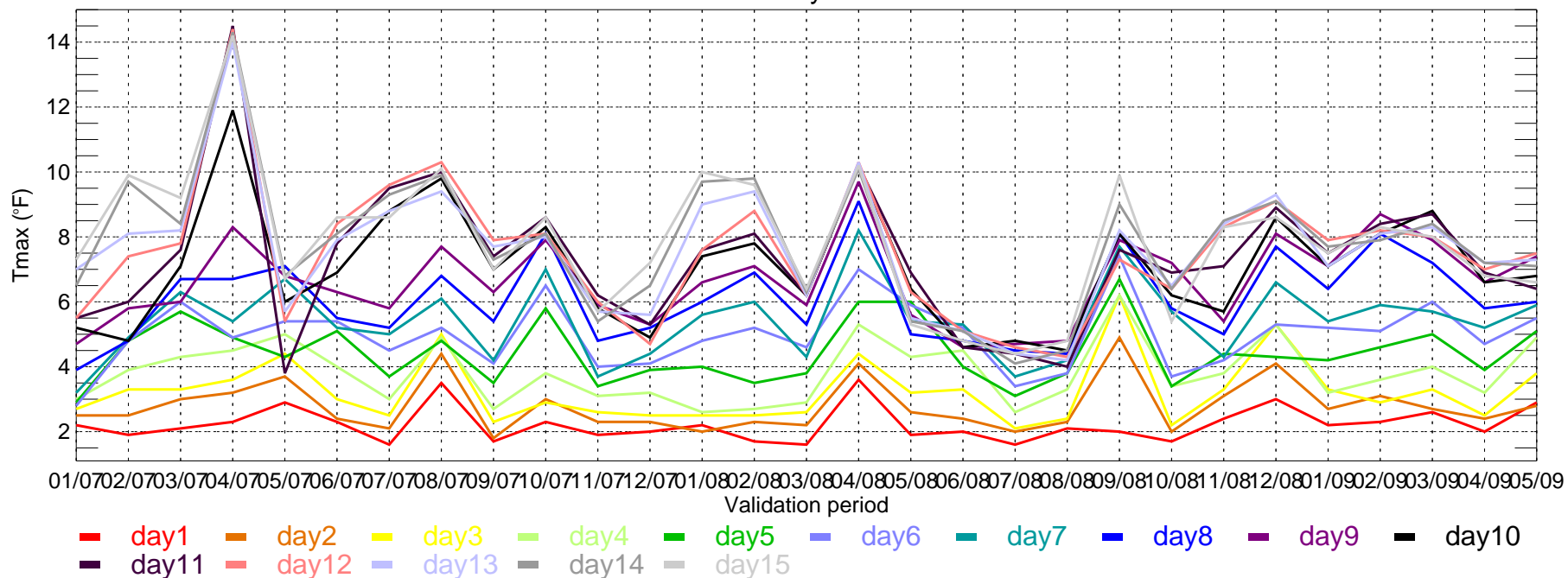
IAH: ECMWF MAE of Tmax for Monthly Period from 2007-01-01 ~ 2009-05-31



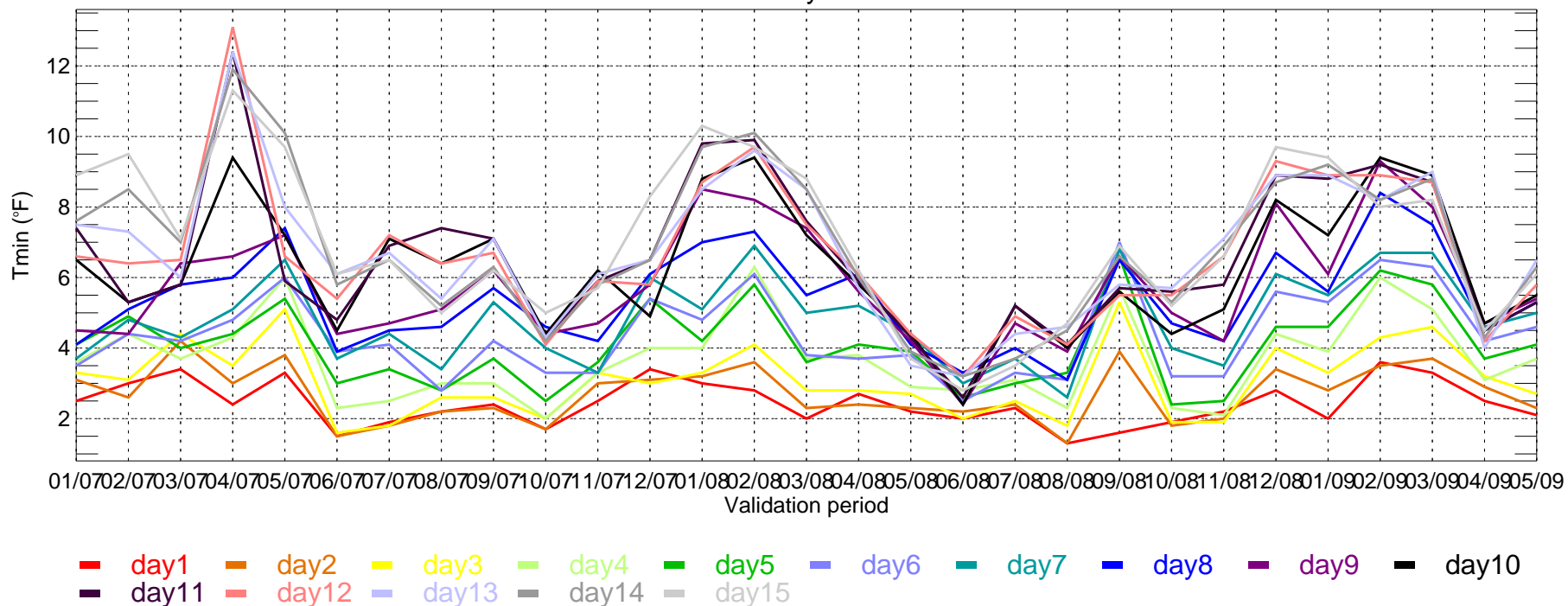
IAH: ECMWF MAE of Tmin for Monthly Period from 2007-01-01 ~ 2009-05-31



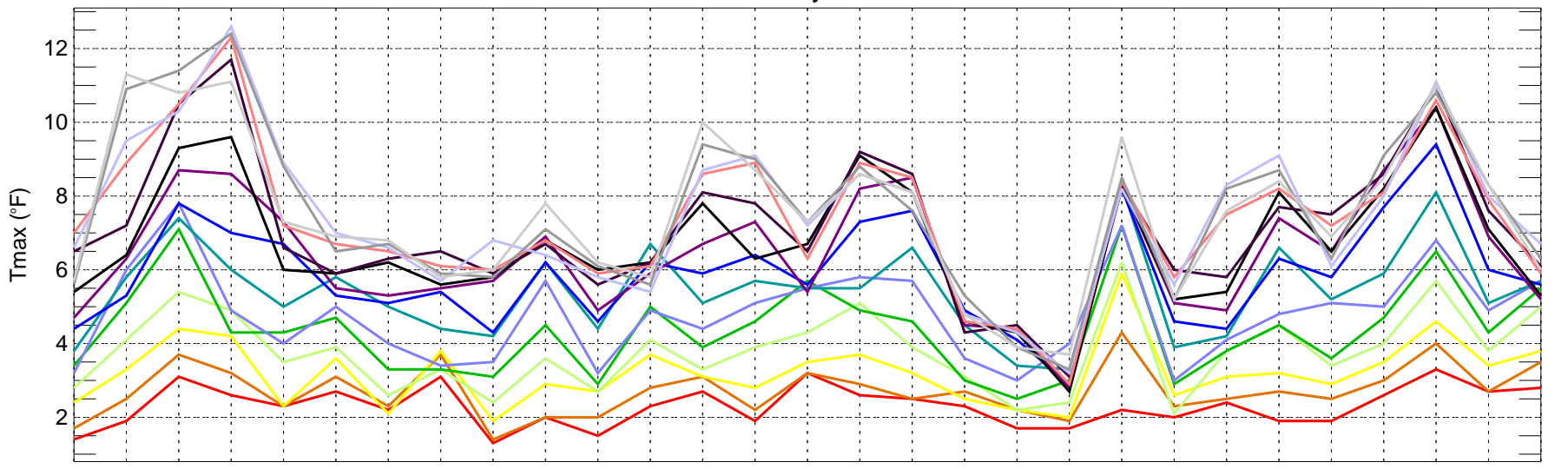
MSP: ECMWF MAE of Tmax for Monthly Period from 2007-01-01 ~ 2009-05-31



MSP: ECMWF MAE of Tmin for Monthly Period from 2007-01-01 ~ 2009-05-31



ORD: ECMWF MAE of Tmax for Monthly Period from 2007-01-01 ~ 2009-05-31

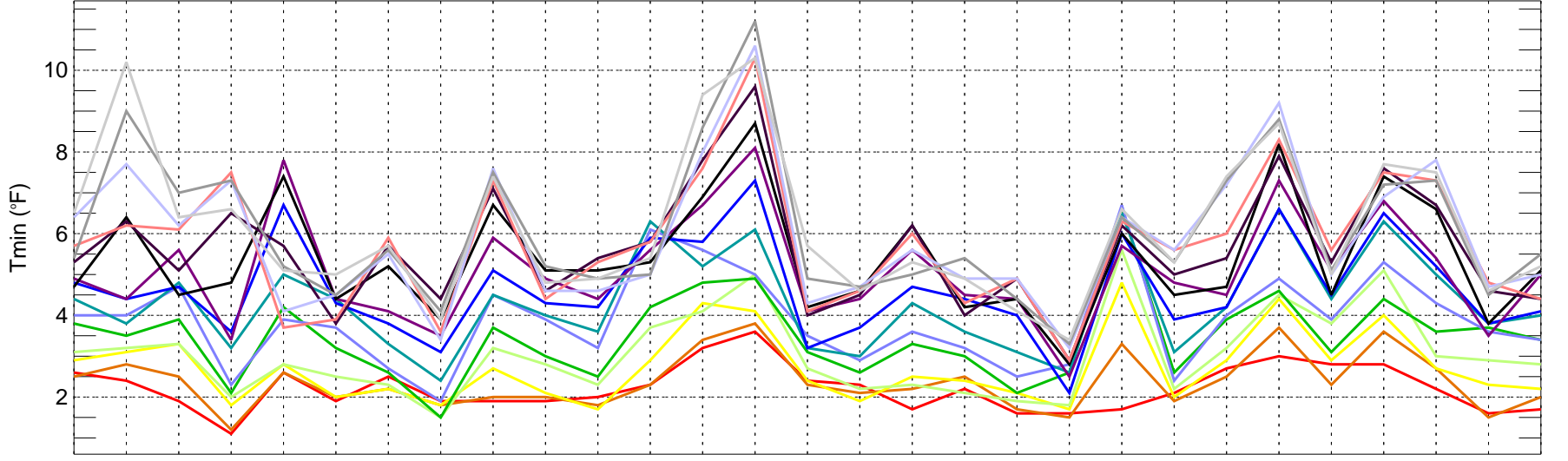


01/0702/0703/0704/0705/0706/0707/0708/0709/0710/0711/0712/0701/0802/0803/0804/0805/0806/0807/0808/0809/0810/0811/0812/0801/0902/0903/0904/0905/09

Validation period

- day1 day2 day3 day4 day5 day6 day7 day8 day9 day10
- day11 day12 day13 day14 day15

ORD: ECMWF MAE of Tmin for Monthly Period from 2007-01-01 ~ 2009-05-31

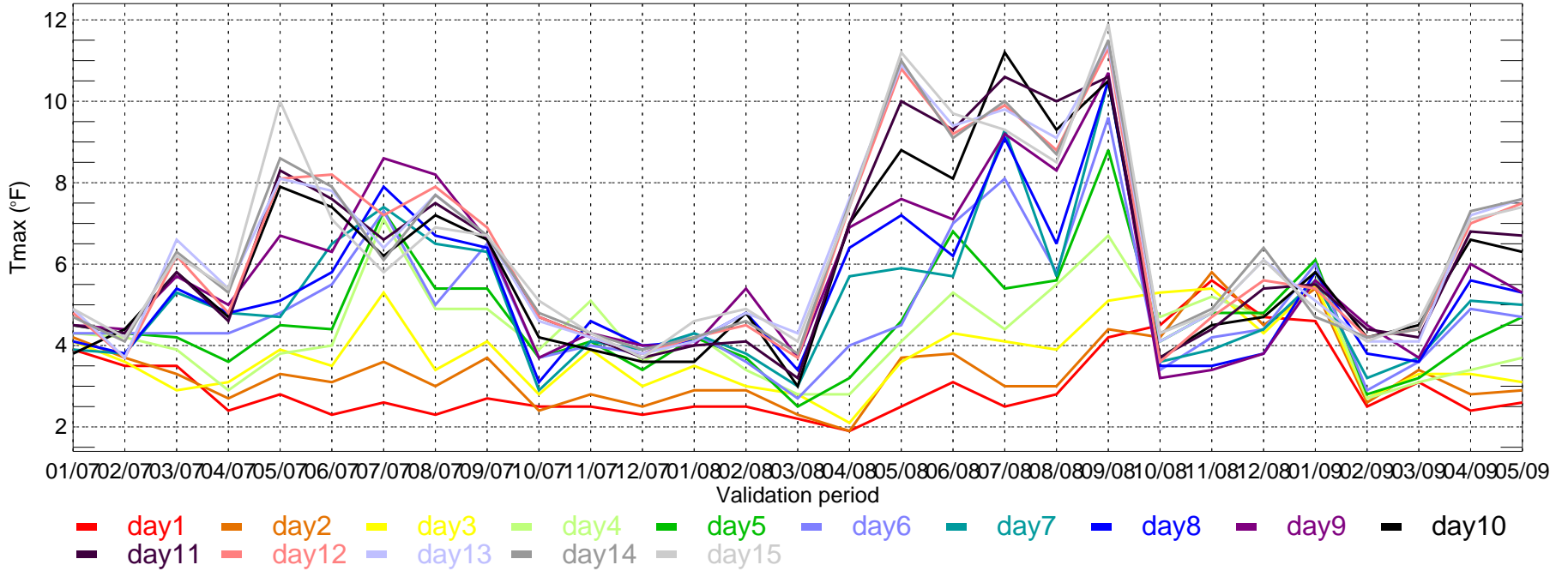


01/0702/0703/0704/0705/0706/0707/0708/0709/0710/0711/0712/0701/0802/0803/0804/0805/0806/0807/0808/0809/0810/0811/0812/0801/0902/0903/0904/0905/09

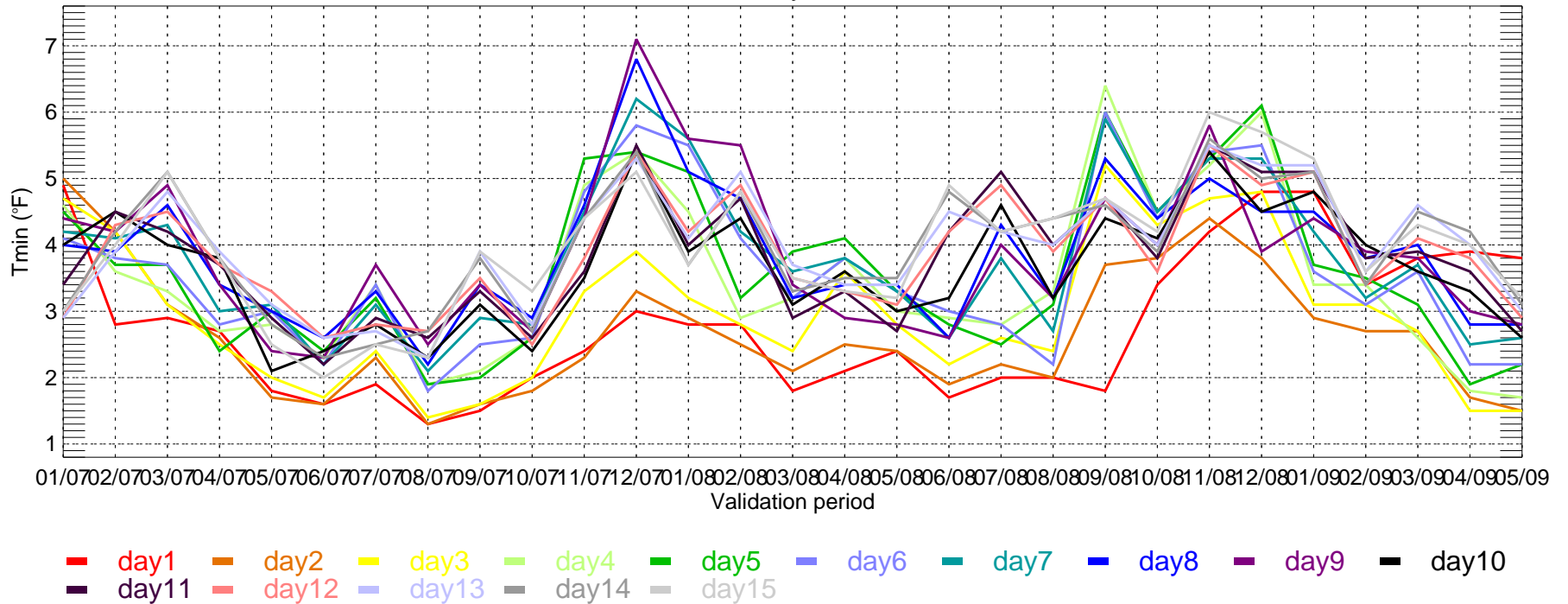
Validation period

- day1 day2 day3 day4 day5 day6 day7 day8 day9 day10
- day11 day12 day13 day14 day15

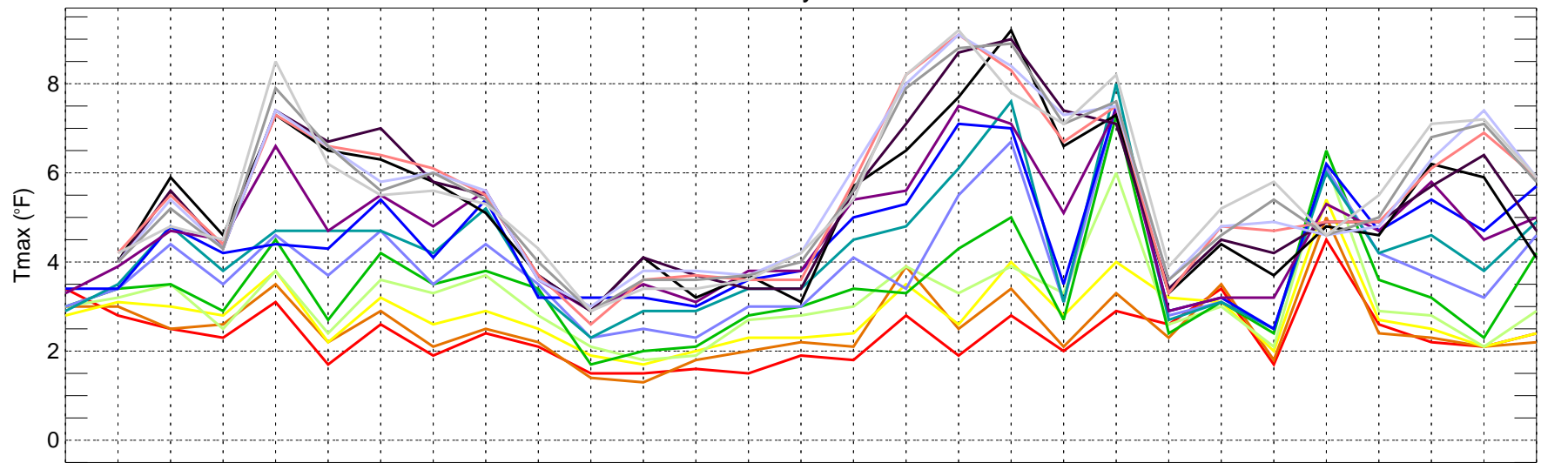
PDX: ECMWF MAE of Tmax for Monthly Period from 2007-01-01 ~ 2009-05-31



PDX: ECMWF MAE of Tmin for Monthly Period from 2007-01-01 ~ 2009-05-31



SEA: ECMWF MAE of Tmax for Monthly Period from 2007-01-01 ~ 2009-05-31

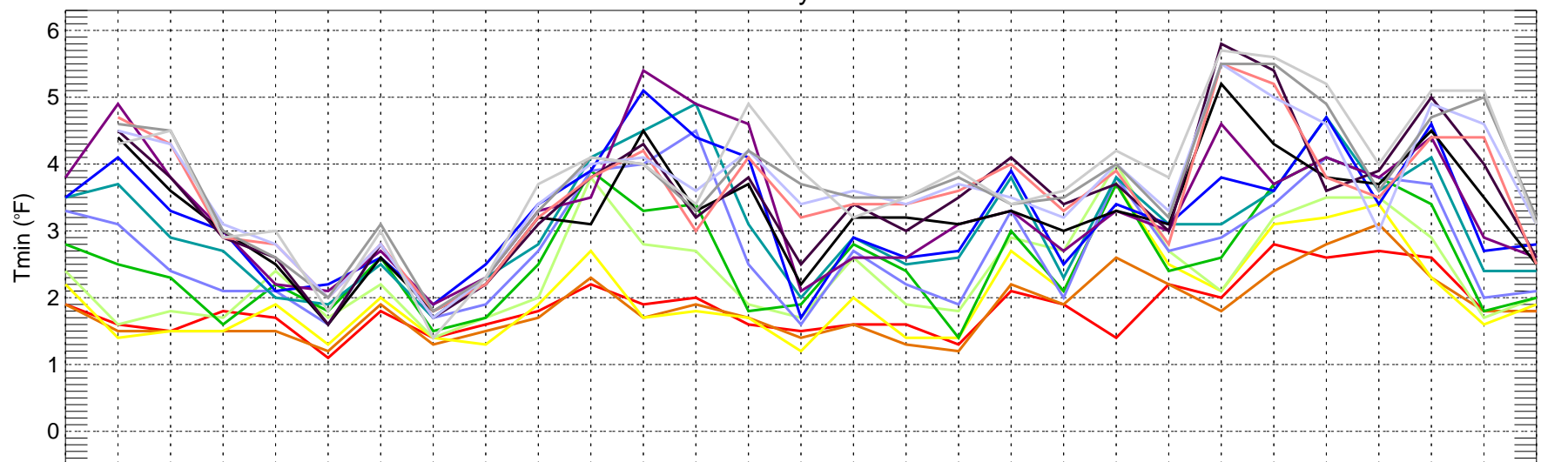


01/0702/0703/0704/0705/0706/0707/0708/0709/0710/0711/0712/0701/0802/0803/0804/0805/0806/0807/0808/0809/0810/0811/0812/0801/0902/0903/0904/0905/09

Validation period

- day1
- day2
- day3
- day4
- day5
- day6
- day7
- day8
- day9
- day10
- day11
- day12
- day13
- day14
- day15

SEA: ECMWF MAE of Tmin for Monthly Period from 2007-01-01 ~ 2009-05-31

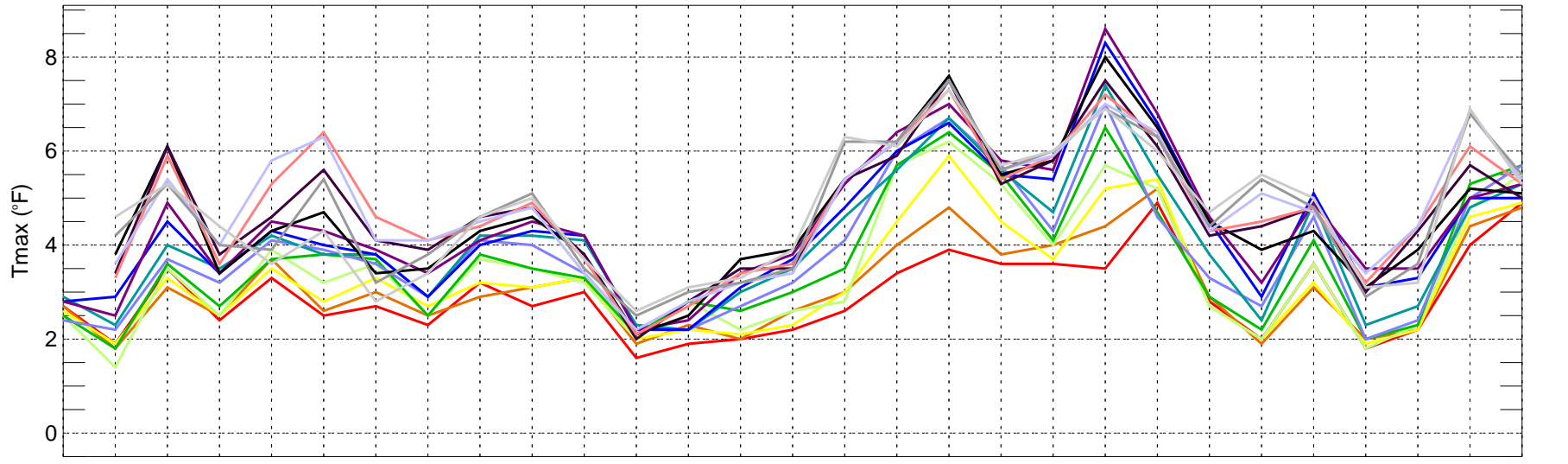


01/0702/0703/0704/0705/0706/0707/0708/0709/0710/0711/0712/0701/0802/0803/0804/0805/0806/0807/0808/0809/0810/0811/0812/0801/0902/0903/0904/0905/09

Validation period

- day1
- day2
- day3
- day4
- day5
- day6
- day7
- day8
- day9
- day10
- day11
- day12
- day13
- day14
- day15

SFO: ECMWF MAE of Tmax for Monthly Period from 2007-01-01 ~ 2009-05-31

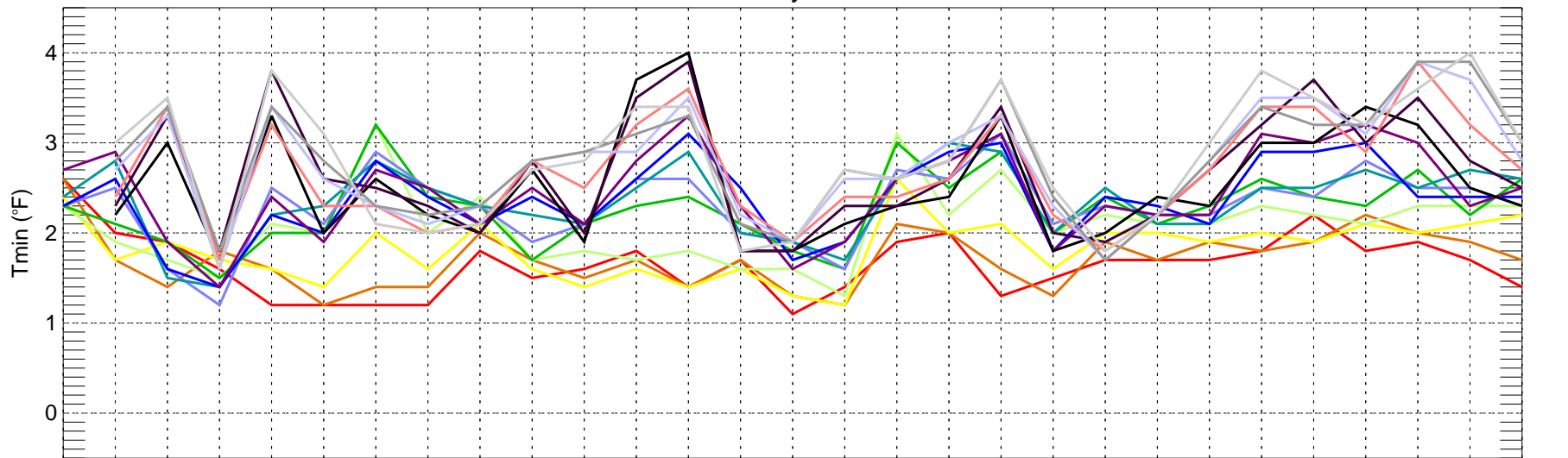


01/0702/0703/0704/0705/0706/0707/0708/0709/0710/0711/0712/0701/0802/0803/0804/0805/0806/0807/0808/0809/0810/0811/0812/0801/0902/0903/0904/0905/09

Validation period

- day1
- day2
- day3
- day4
- day5
- day6
- day7
- day8
- day9
- day10
- day11
- day12
- day13
- day14
- day15

SFO: ECMWF MAE of Tmin for Monthly Period from 2007-01-01 ~ 2009-05-31

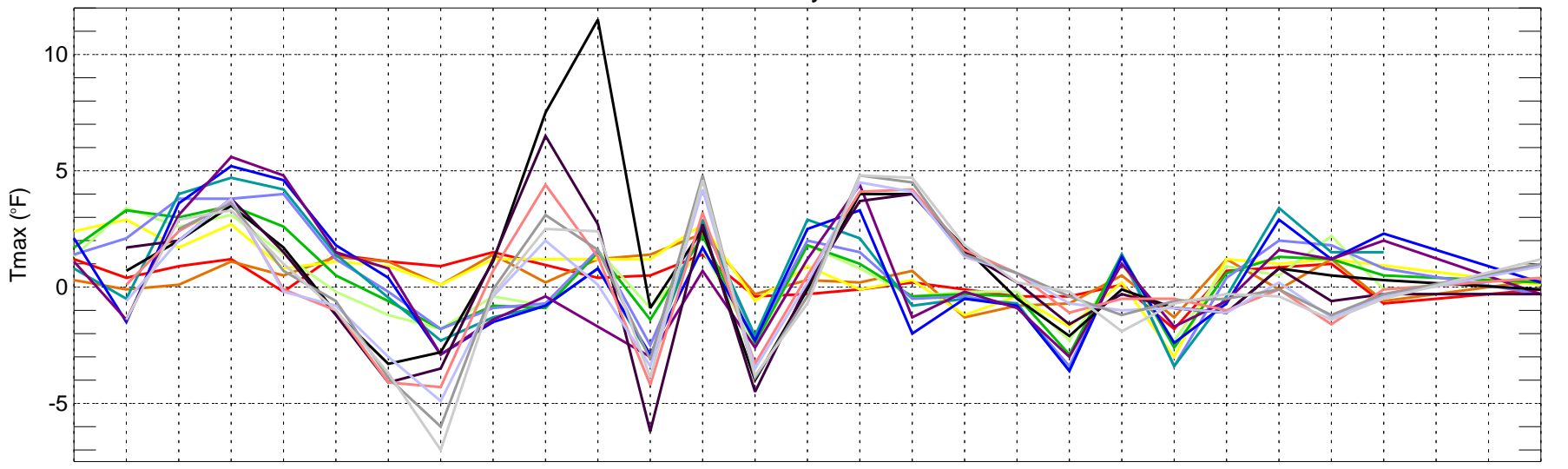


01/0702/0703/0704/0705/0706/0707/0708/0709/0710/0711/0712/0701/0802/0803/0804/0805/0806/0807/0808/0809/0810/0811/0812/0801/0902/0903/0904/0905/09

Validation period

- day1
- day2
- day3
- day4
- day5
- day6
- day7
- day8
- day9
- day10
- day11
- day12
- day13
- day14
- day15

AUS: ECMWF BIAS of Tmax for Monthly Period from 2007-01-01 ~ 2009-05-31

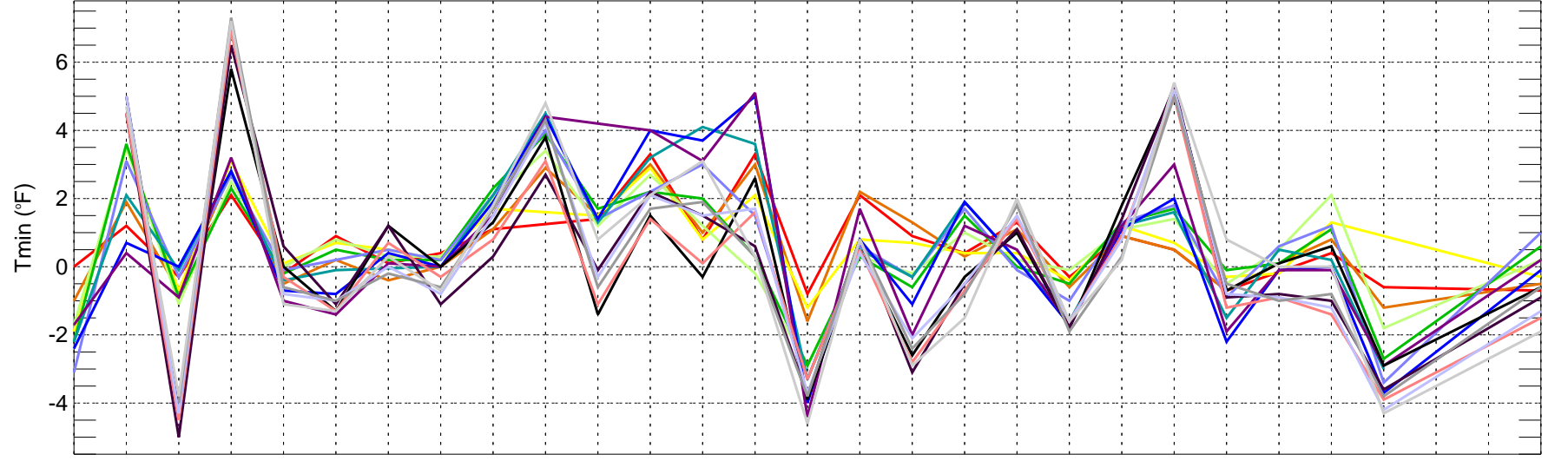


01/07 02/07 03/07 04/07 05/07 06/07 07/07 08/07 09/07 10/07 11/07 12/07 01/08 02/08 03/08 04/08 05/08 06/08 07/08 08/08 09/08 10/08 11/08 12/08 01/09 02/09 03/09 04/09 05/09

Validation period

- day1
- day2
- day3
- day4
- day5
- day6
- day7
- day8
- day9
- day10
- day11
- day12
- day13
- day14
- day15

AUS: ECMWF BIAS of Tmin for Monthly Period from 2007-01-01 ~ 2009-05-31

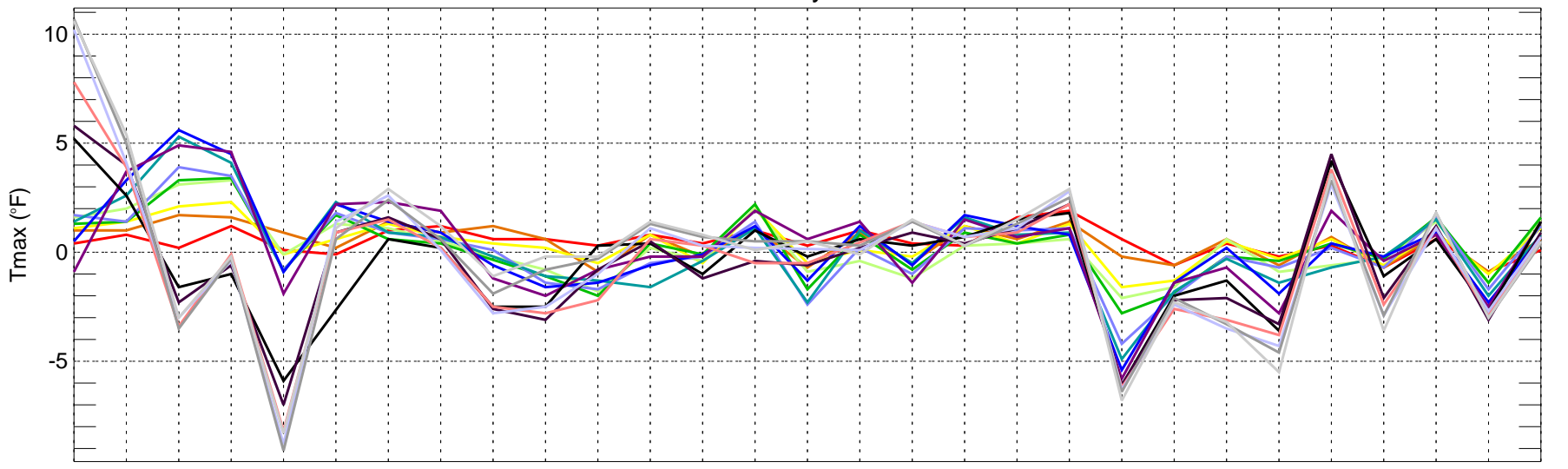


01/07 02/07 03/07 04/07 05/07 06/07 07/07 08/07 09/07 10/07 11/07 12/07 01/08 02/08 03/08 04/08 05/08 06/08 07/08 08/08 09/08 10/08 11/08 12/08 01/09 02/09 03/09 04/09 05/09

Validation period

- day1
- day2
- day3
- day4
- day5
- day6
- day7
- day8
- day9
- day10
- day11
- day12
- day13
- day14
- day15

BOS: ECMWF BIAS of Tmax for Monthly Period from 2007-01-01 ~ 2009-05-31

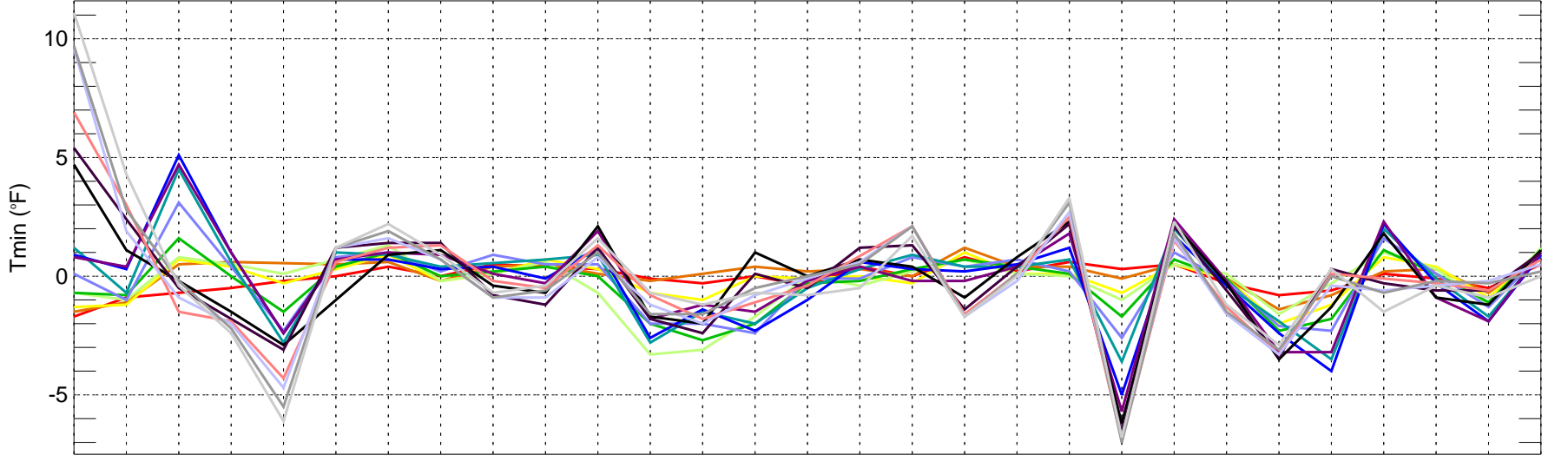


01/07 02/07 03/07 04/07 05/07 06/07 07/07 08/07 09/07 10/07 11/07 12/07 01/08 02/08 03/08 04/08 05/08 06/08 07/08 08/08 09/08 10/08 11/08 12/08 01/09 02/09 03/09 04/09 05/09

Validation period

- day1 (red)
- day2 (orange)
- day3 (yellow)
- day4 (light green)
- day5 (green)
- day6 (blue)
- day7 (teal)
- day8 (dark blue)
- day9 (purple)
- day10 (black)
- day11 (dark purple)
- day12 (pink)
- day13 (light blue)
- day14 (grey)
- day15 (light grey)

BOS: ECMWF BIAS of Tmin for Monthly Period from 2007-01-01 ~ 2009-05-31

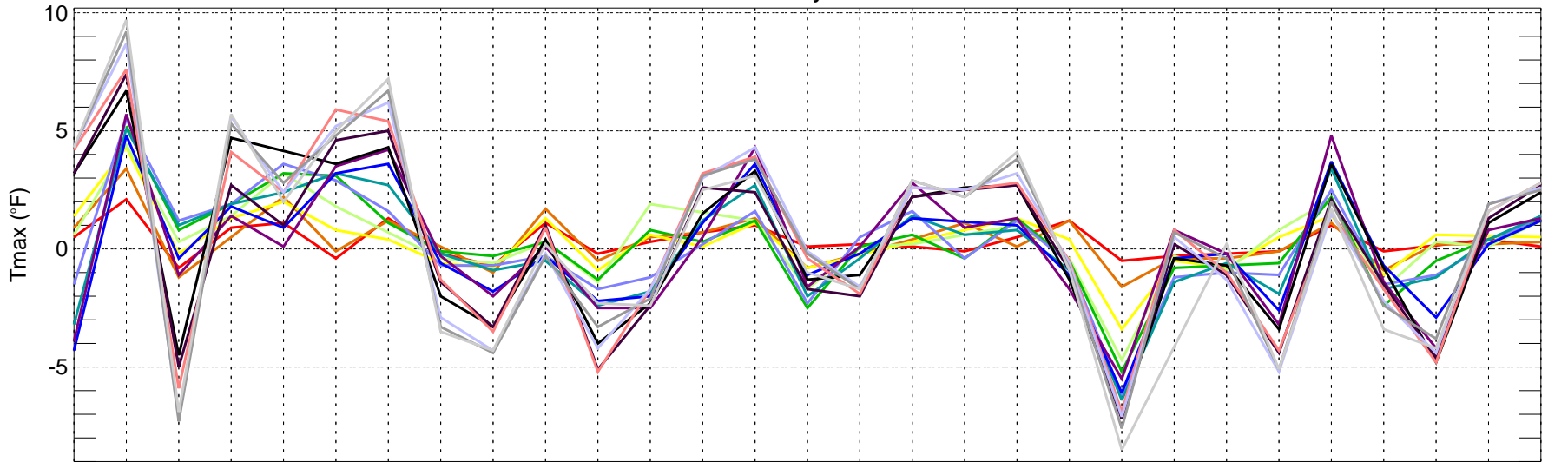


01/07 02/07 03/07 04/07 05/07 06/07 07/07 08/07 09/07 10/07 11/07 12/07 01/08 02/08 03/08 04/08 05/08 06/08 07/08 08/08 09/08 10/08 11/08 12/08 01/09 02/09 03/09 04/09 05/09

Validation period

- day1 (red)
- day2 (orange)
- day3 (yellow)
- day4 (light green)
- day5 (green)
- day6 (blue)
- day7 (teal)
- day8 (dark blue)
- day9 (purple)
- day10 (black)
- day11 (dark purple)
- day12 (pink)
- day13 (light blue)
- day14 (grey)
- day15 (light grey)

CVG: ECMWF BIAS of Tmax for Monthly Period from 2007-01-01 ~ 2009-05-31

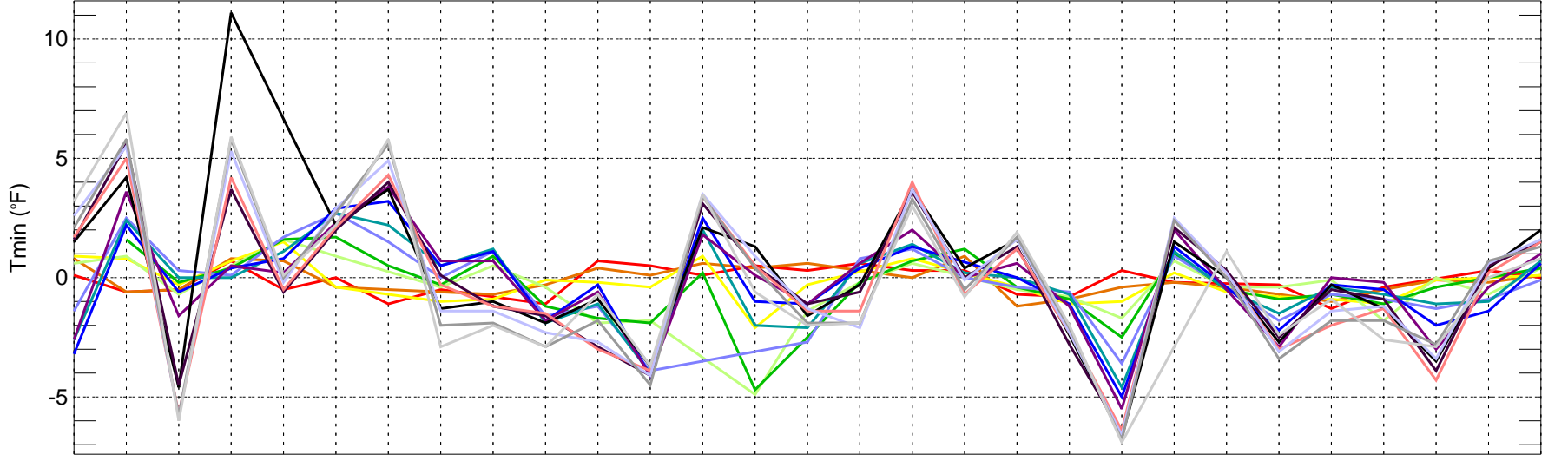


01/07 02/07 03/07 04/07 05/07 06/07 07/07 08/07 09/07 10/07 11/07 12/07 01/08 02/08 03/08 04/08 05/08 06/08 07/08 08/08 09/08 10/08 11/08 12/08 01/09 02/09 03/09 04/09 05/09

Validation period

- day1
- day2
- day3
- day4
- day5
- day6
- day7
- day8
- day9
- day10
- day11
- day12
- day13
- day14
- day15

CVG: ECMWF BIAS of Tmin for Monthly Period from 2007-01-01 ~ 2009-05-31

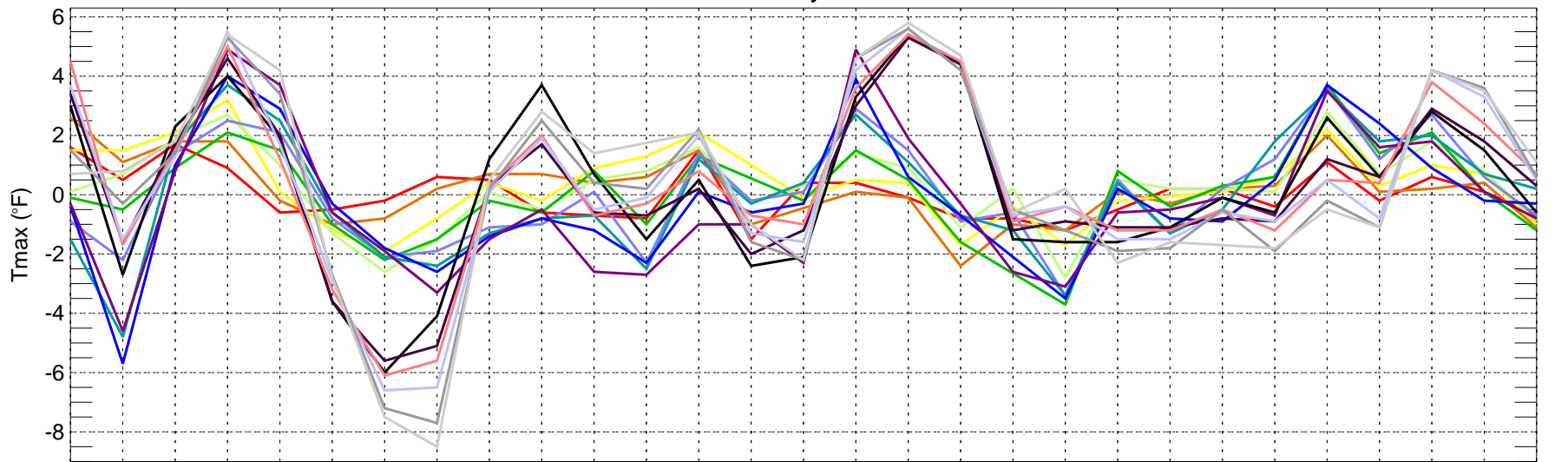


01/07 02/07 03/07 04/07 05/07 06/07 07/07 08/07 09/07 10/07 11/07 12/07 01/08 02/08 03/08 04/08 05/08 06/08 07/08 08/08 09/08 10/08 11/08 12/08 01/09 02/09 03/09 04/09 05/09

Validation period

- day1
- day2
- day3
- day4
- day5
- day6
- day7
- day8
- day9
- day10
- day11
- day12
- day13
- day14
- day15

DFW: ECMWF BIAS of Tmax for Monthly Period from 2007-01-01 ~ 2009-05-31

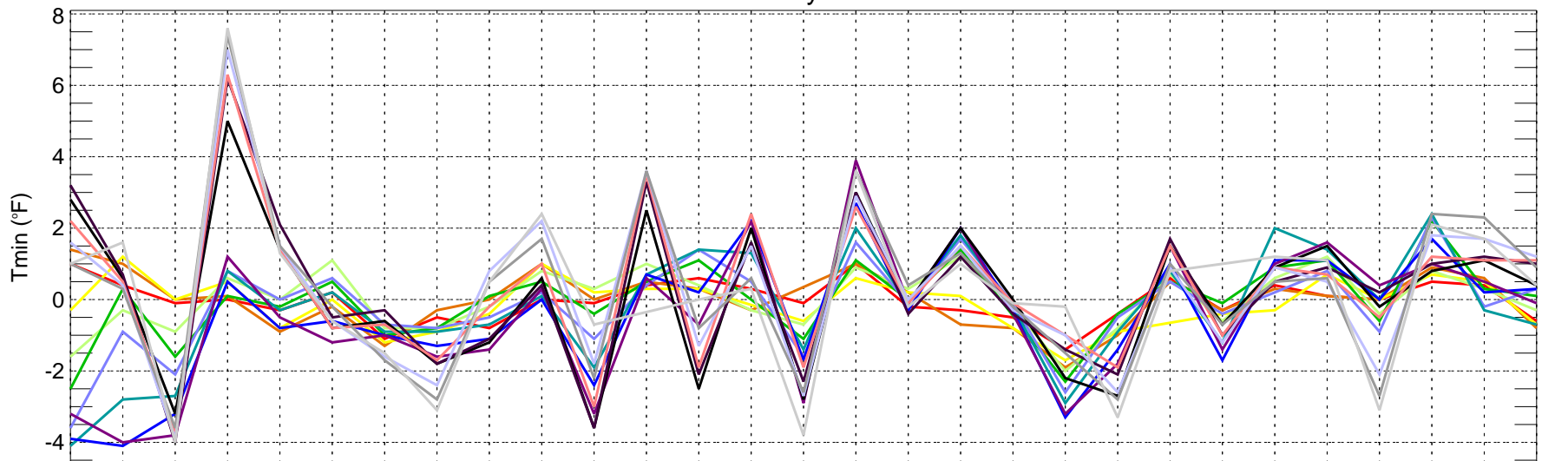


01/07 02/07 03/07 04/07 05/07 06/07 07/07 08/07 09/07 10/07 11/07 12/07 01/08 02/08 03/08 04/08 05/08 06/08 07/08 08/08 09/08 10/08 11/08 12/08 01/09 02/09 03/09 04/09 05/09

Validation period

- day1
- day2
- day3
- day4
- day5
- day6
- day7
- day8
- day9
- day10
- day11
- day12
- day13
- day14
- day15

DFW: ECMWF BIAS of Tmin for Monthly Period from 2007-01-01 ~ 2009-05-31

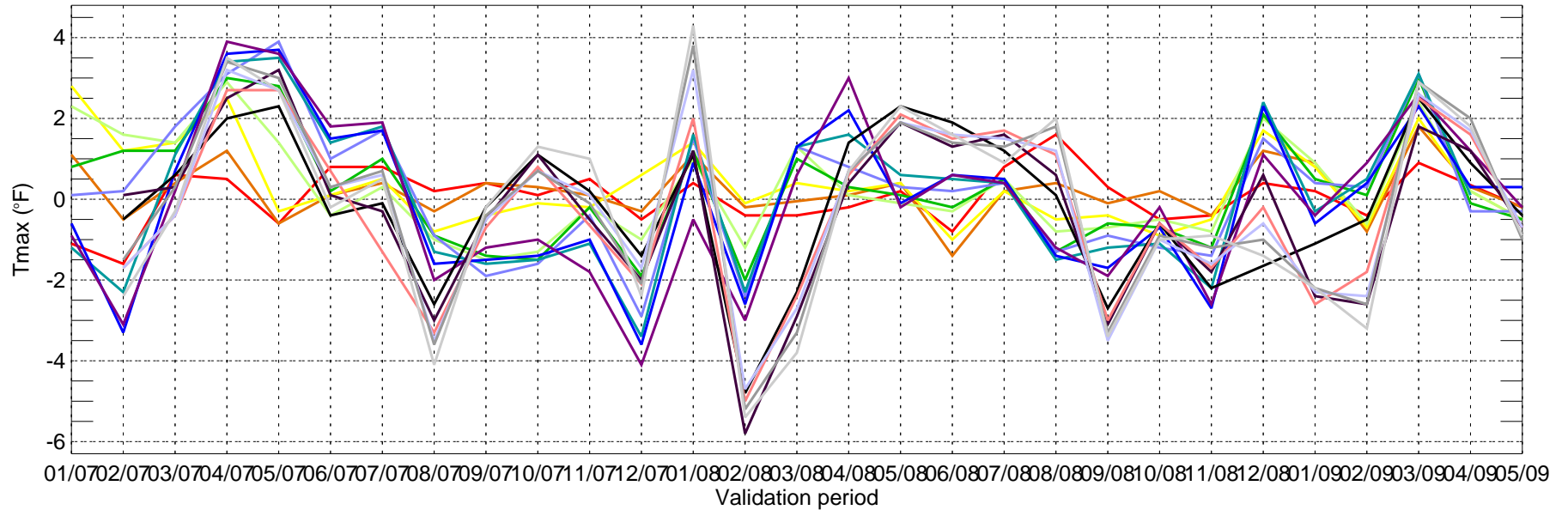


01/07 02/07 03/07 04/07 05/07 06/07 07/07 08/07 09/07 10/07 11/07 12/07 01/08 02/08 03/08 04/08 05/08 06/08 07/08 08/08 09/08 10/08 11/08 12/08 01/09 02/09 03/09 04/09 05/09

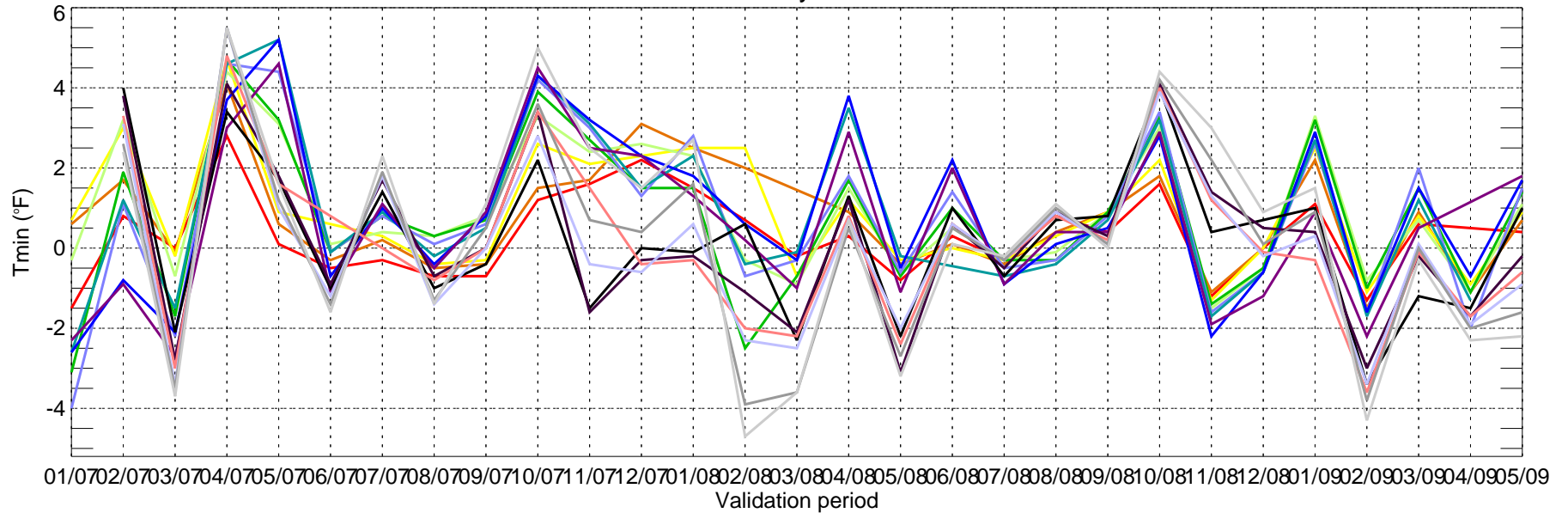
Validation period

- day1
- day2
- day3
- day4
- day5
- day6
- day7
- day8
- day9
- day10
- day11
- day12
- day13
- day14
- day15

HOU: ECMWF BIAS of Tmax for Monthly Period from 2007-01-01 ~ 2009-05-31

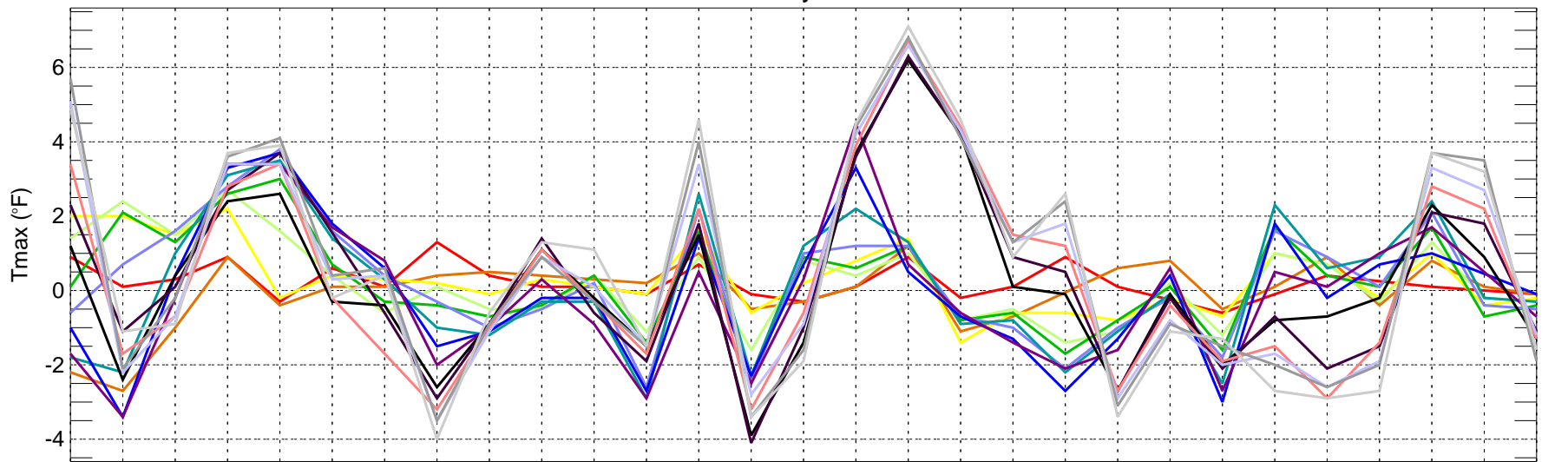


HOU: ECMWF BIAS of Tmin for Monthly Period from 2007-01-01 ~ 2009-05-31



- day1
- day2
- day3
- day4
- day5
- day6
- day7
- day8
- day9
- day10
- day11
- day12
- day13
- day14
- day15

IAH: ECMWF BIAS of Tmax for Monthly Period from 2007-01-01 ~ 2009-05-31

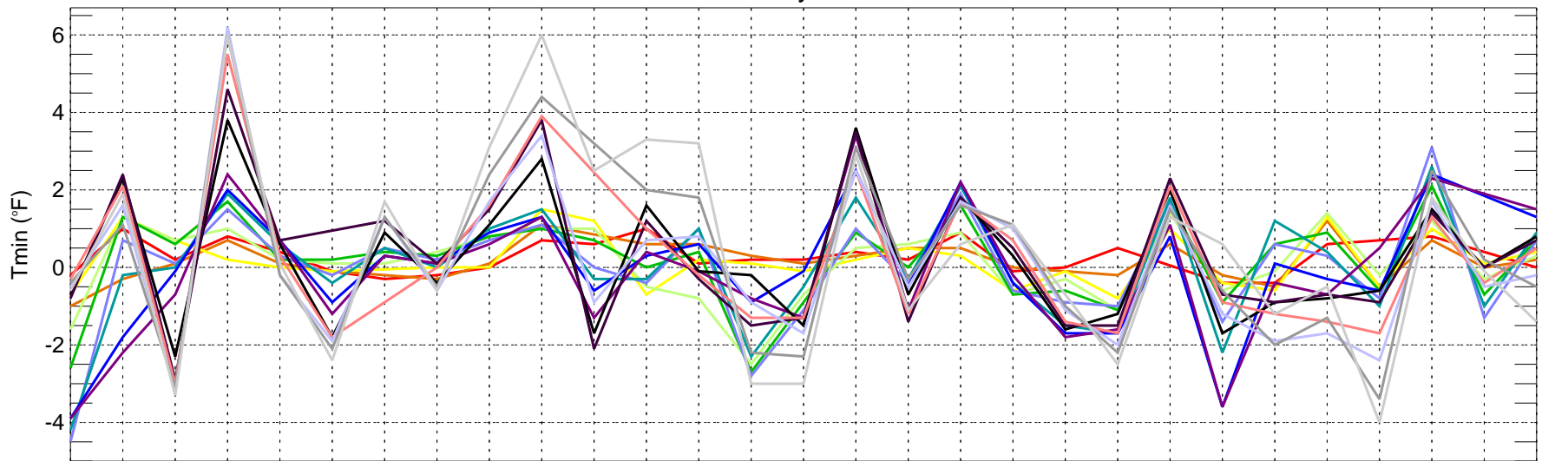


01/0702/0703/0704/0705/0706/0707/0708/0709/0710/0711/0712/0701/0802/0803/0804/0805/0806/0807/0808/0809/0810/0811/0812/0801/0902/0903/0904/0905/09

Validation period

- day1
- day2
- day3
- day4
- day5
- day6
- day7
- day8
- day9
- day10
- day11
- day12
- day13
- day14
- day15

IAH: ECMWF BIAS of Tmin for Monthly Period from 2007-01-01 ~ 2009-05-31

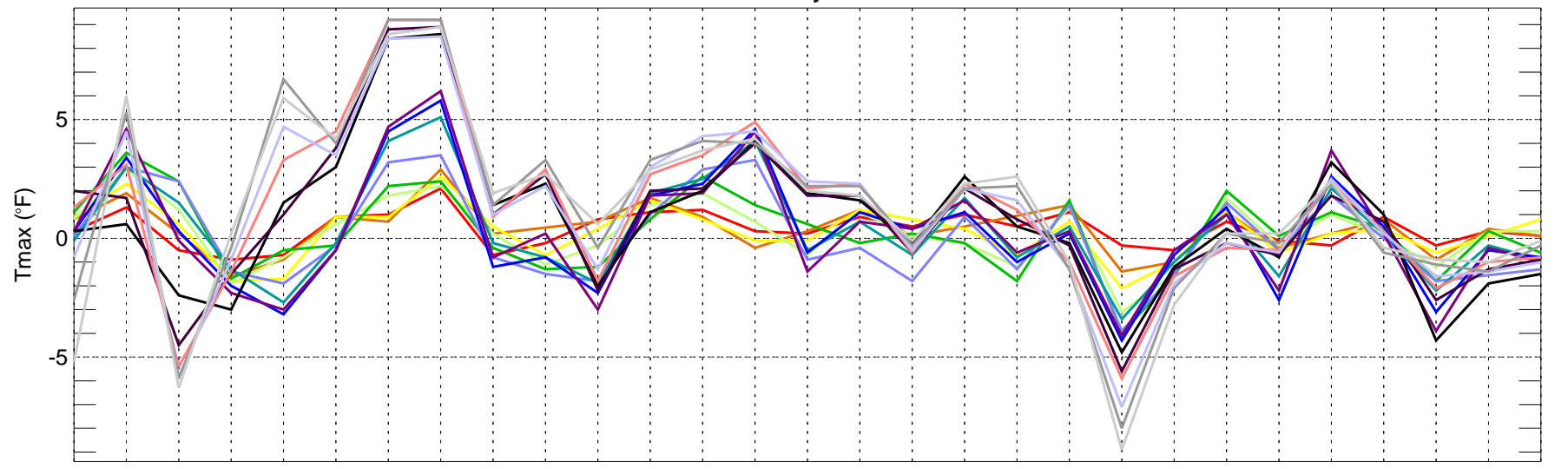


01/0702/0703/0704/0705/0706/0707/0708/0709/0710/0711/0712/0701/0802/0803/0804/0805/0806/0807/0808/0809/0810/0811/0812/0801/0902/0903/0904/0905/09

Validation period

- day1
- day2
- day3
- day4
- day5
- day6
- day7
- day8
- day9
- day10
- day11
- day12
- day13
- day14
- day15

MSP: ECMWF BIAS of Tmax for Monthly Period from 2007-01-01 ~ 2009-05-31

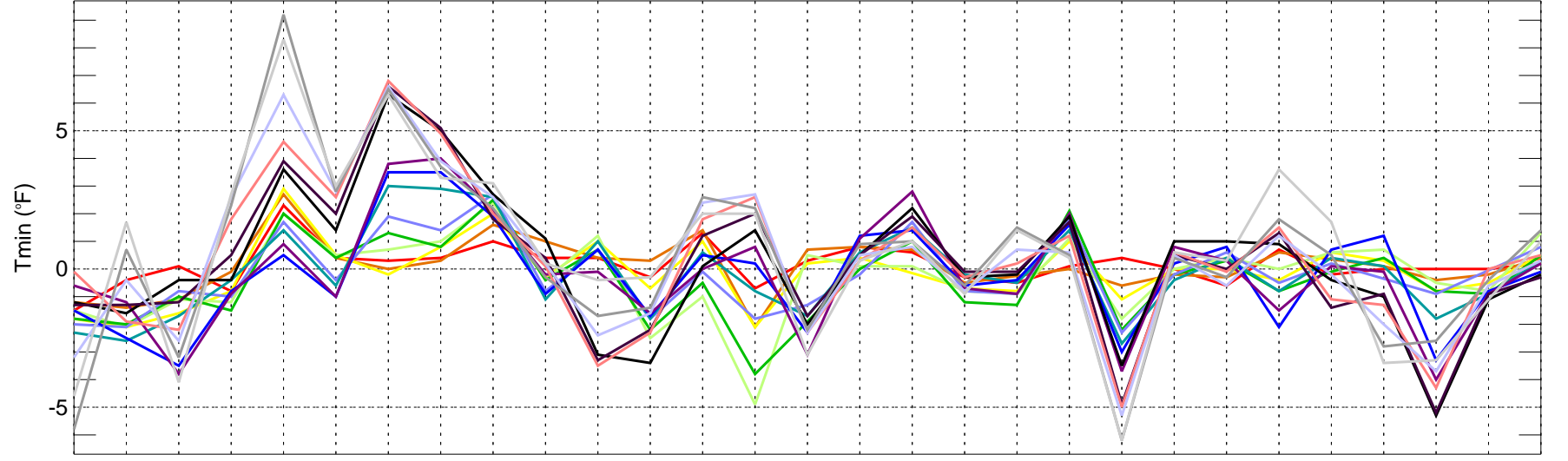


01/07 02/07 03/07 04/07 05/07 06/07 07/07 08/07 09/07 10/07 11/07 12/07 01/08 02/08 03/08 04/08 05/08 06/08 07/08 08/08 09/08 10/08 11/08 12/08 01/09 02/09 03/09 04/09 05/09

Validation period

- day1
- day2
- day3
- day4
- day5
- day6
- day7
- day8
- day9
- day10
- day11
- day12
- day13
- day14
- day15

MSP: ECMWF BIAS of Tmin for Monthly Period from 2007-01-01 ~ 2009-05-31

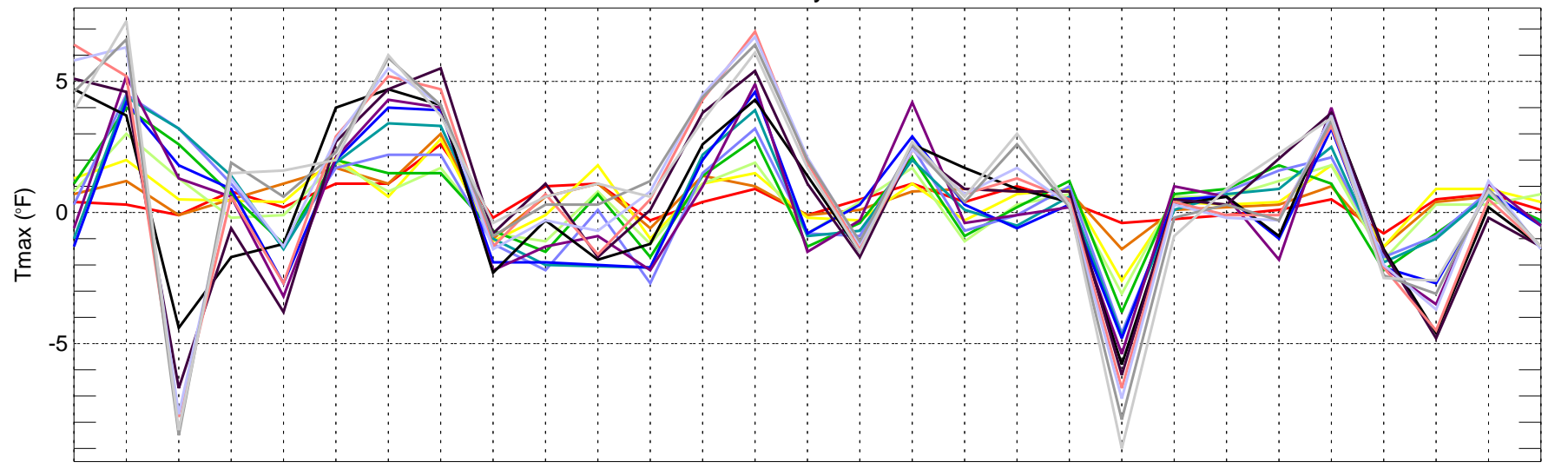


01/07 02/07 03/07 04/07 05/07 06/07 07/07 08/07 09/07 10/07 11/07 12/07 01/08 02/08 03/08 04/08 05/08 06/08 07/08 08/08 09/08 10/08 11/08 12/08 01/09 02/09 03/09 04/09 05/09

Validation period

- day1
- day2
- day3
- day4
- day5
- day6
- day7
- day8
- day9
- day10
- day11
- day12
- day13
- day14
- day15

ORD: ECMWF BIAS of Tmax for Monthly Period from 2007-01-01 ~ 2009-05-31

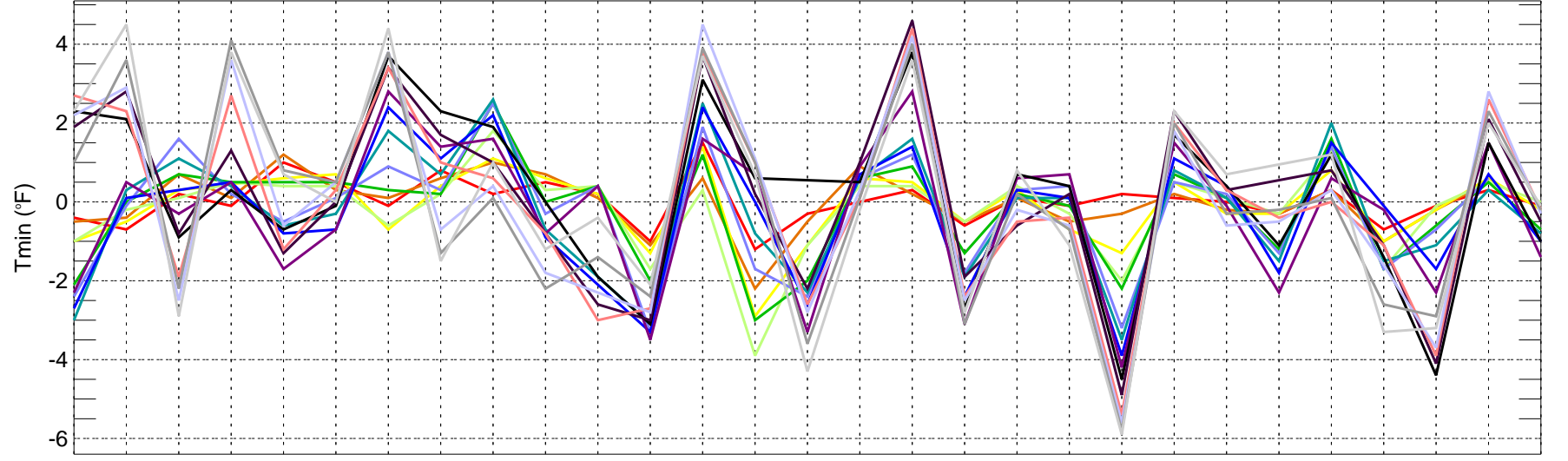


01/07 02/07 03/07 04/07 05/07 06/07 07/07 08/07 09/07 10/07 11/07 12/07 01/08 02/08 03/08 04/08 05/08 06/08 07/08 08/08 09/08 10/08 11/08 12/08 01/09 02/09 03/09 04/09 05/09

Validation period

- day1
- day2
- day3
- day4
- day5
- day6
- day7
- day8
- day9
- day10
- day11
- day12
- day13
- day14
- day15

ORD: ECMWF BIAS of Tmin for Monthly Period from 2007-01-01 ~ 2009-05-31

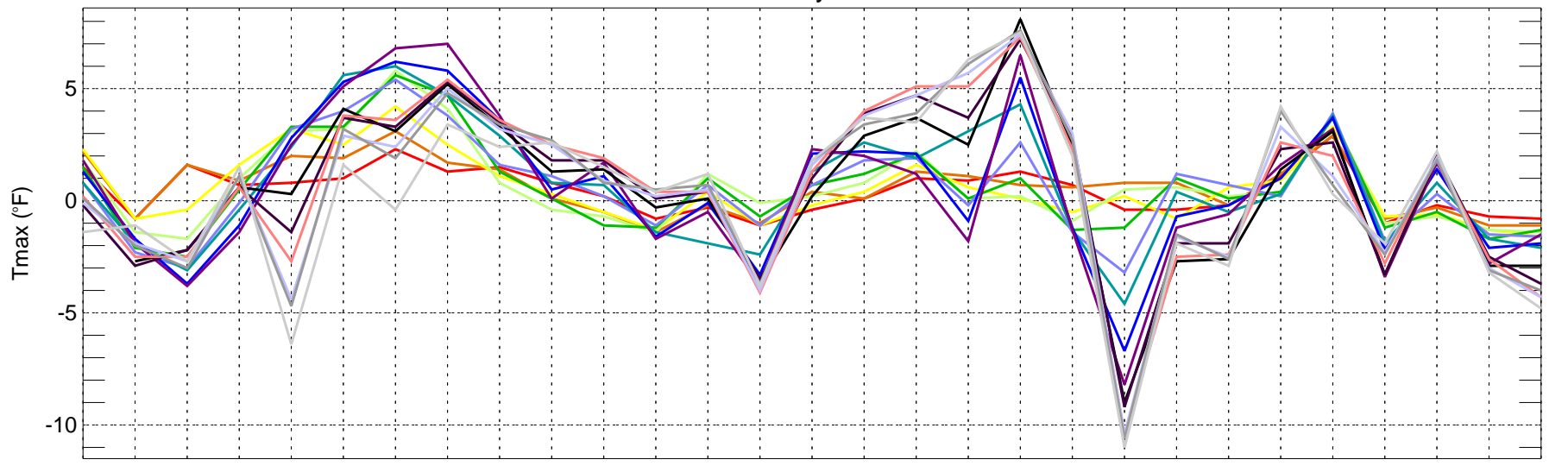


01/07 02/07 03/07 04/07 05/07 06/07 07/07 08/07 09/07 10/07 11/07 12/07 01/08 02/08 03/08 04/08 05/08 06/08 07/08 08/08 09/08 10/08 11/08 12/08 01/09 02/09 03/09 04/09 05/09

Validation period

- day1
- day2
- day3
- day4
- day5
- day6
- day7
- day8
- day9
- day10
- day11
- day12
- day13
- day14
- day15

PDX: ECMWF BIAS of Tmax for Monthly Period from 2007-01-01 ~ 2009-05-31

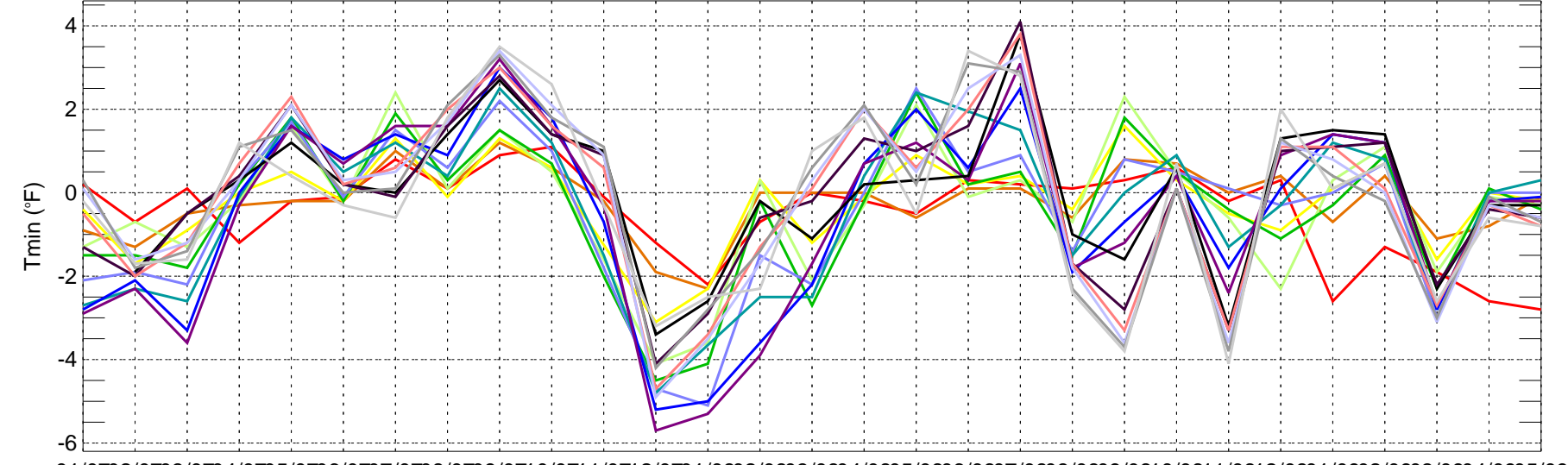


01/07 02/07 03/07 04/07 05/07 06/07 07/07 08/07 09/07 10/07 11/07 12/07 01/08 02/08 03/08 04/08 05/08 06/08 07/08 08/08 09/08 10/08 11/08 12/08 01/09 02/09 03/09 04/09 05/09

Validation period

- day1 day2 day3 day4 day5 day6 day7 day8 day9 day10
- day11 day12 day13 day14 day15

PDX: ECMWF BIAS of Tmin for Monthly Period from 2007-01-01 ~ 2009-05-31

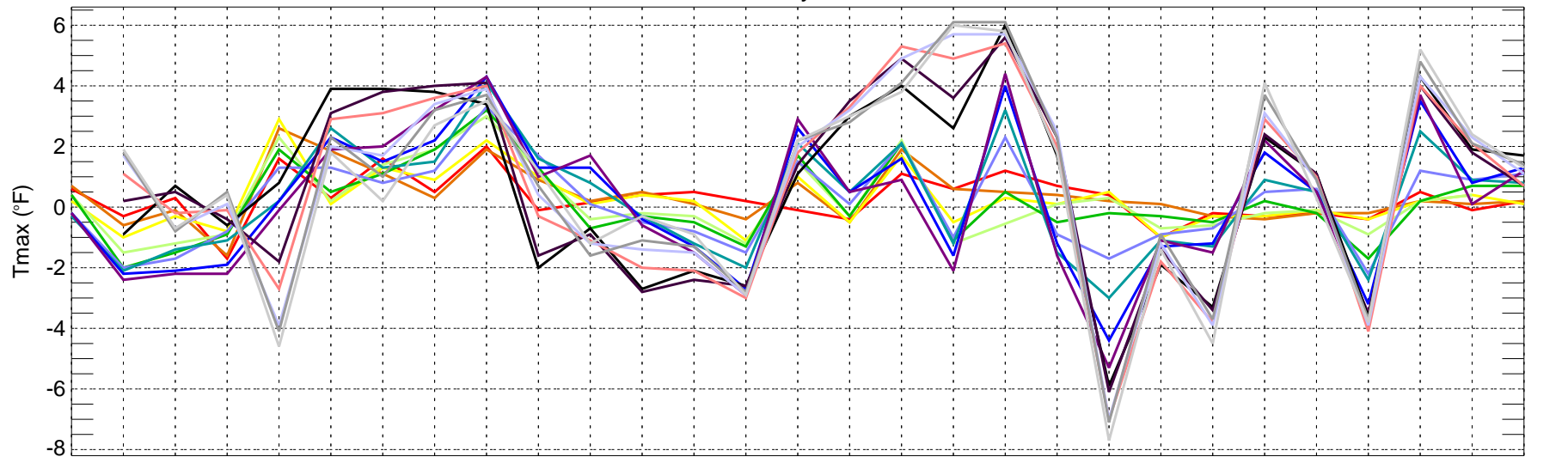


01/07 02/07 03/07 04/07 05/07 06/07 07/07 08/07 09/07 10/07 11/07 12/07 01/08 02/08 03/08 04/08 05/08 06/08 07/08 08/08 09/08 10/08 11/08 12/08 01/09 02/09 03/09 04/09 05/09

Validation period

- day1 day2 day3 day4 day5 day6 day7 day8 day9 day10
- day11 day12 day13 day14 day15

SEA: ECMWF BIAS of Tmax for Monthly Period from 2007-01-01 ~ 2009-05-31

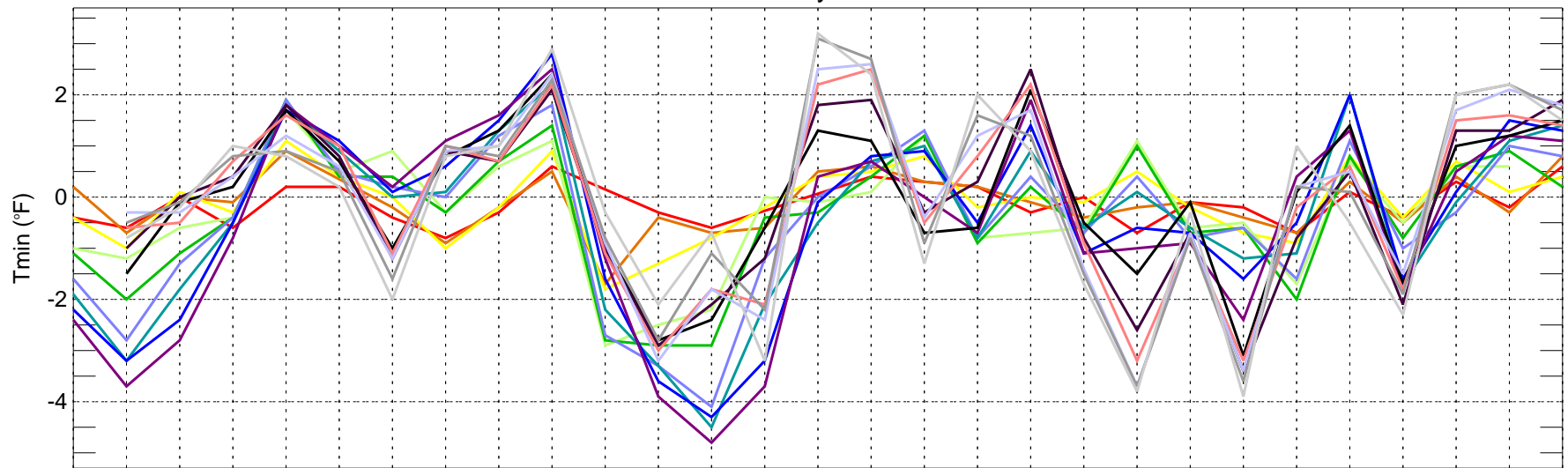


01/0702/0703/0704/0705/0706/0707/0708/0709/0710/0711/0712/0701/0802/0803/0804/0805/0806/0807/0808/0809/0810/0811/0812/0801/0902/0903/0904/0905/09

Validation period

- day1
- day2
- day3
- day4
- day5
- day6
- day7
- day8
- day9
- day10
- day11
- day12
- day13
- day14
- day15

SEA: ECMWF BIAS of Tmin for Monthly Period from 2007-01-01 ~ 2009-05-31

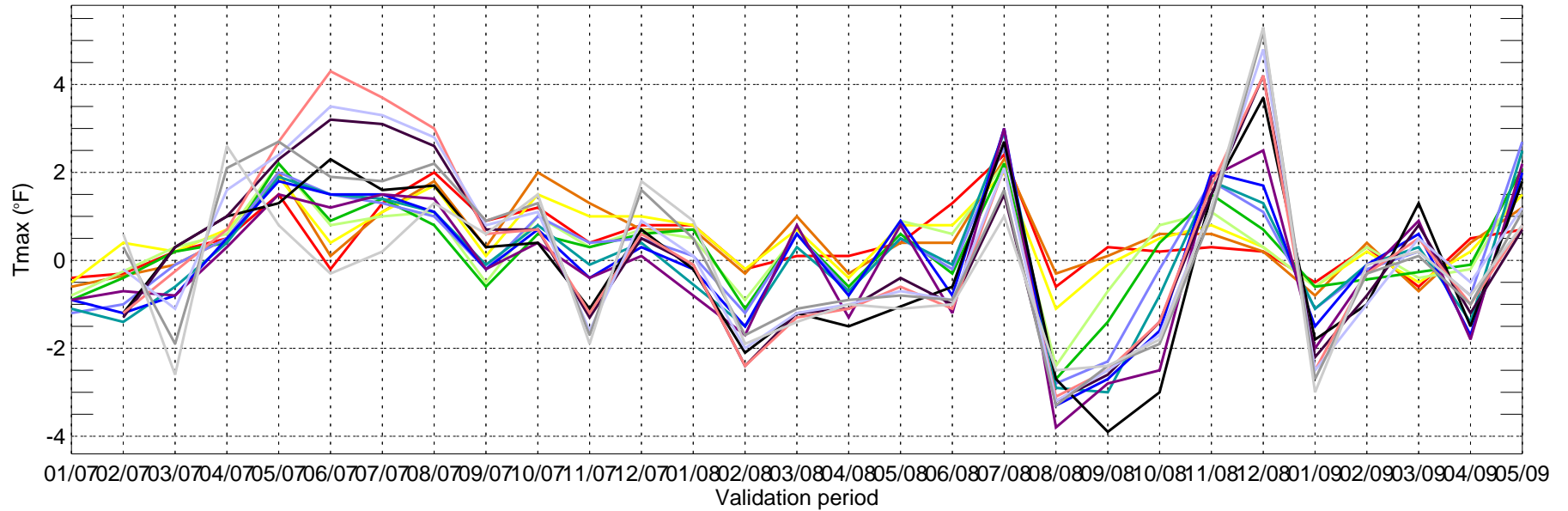


01/0702/0703/0704/0705/0706/0707/0708/0709/0710/0711/0712/0701/0802/0803/0804/0805/0806/0807/0808/0809/0810/0811/0812/0801/0902/0903/0904/0905/09

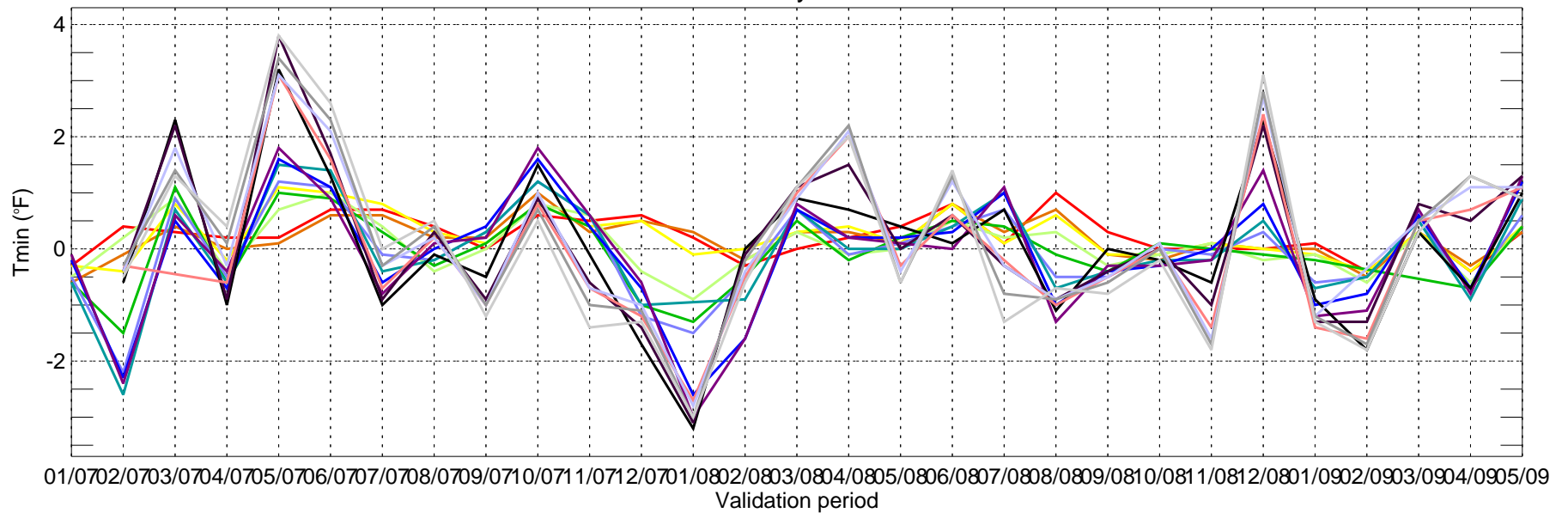
Validation period

- day1
- day2
- day3
- day4
- day5
- day6
- day7
- day8
- day9
- day10
- day11
- day12
- day13
- day14
- day15

SFO: ECMWF BIAS of Tmax for Monthly Period from 2007-01-01 ~ 2009-05-31

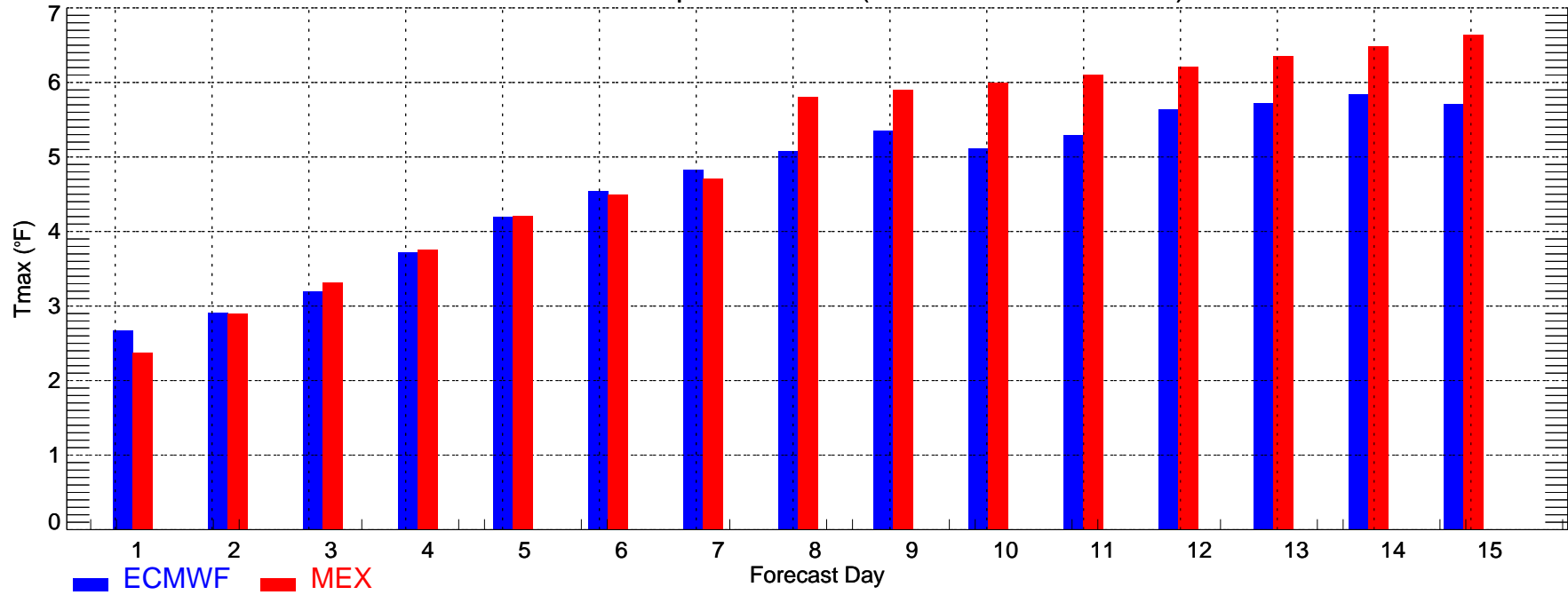


SFO: ECMWF BIAS of Tmin for Monthly Period from 2007-01-01 ~ 2009-05-31

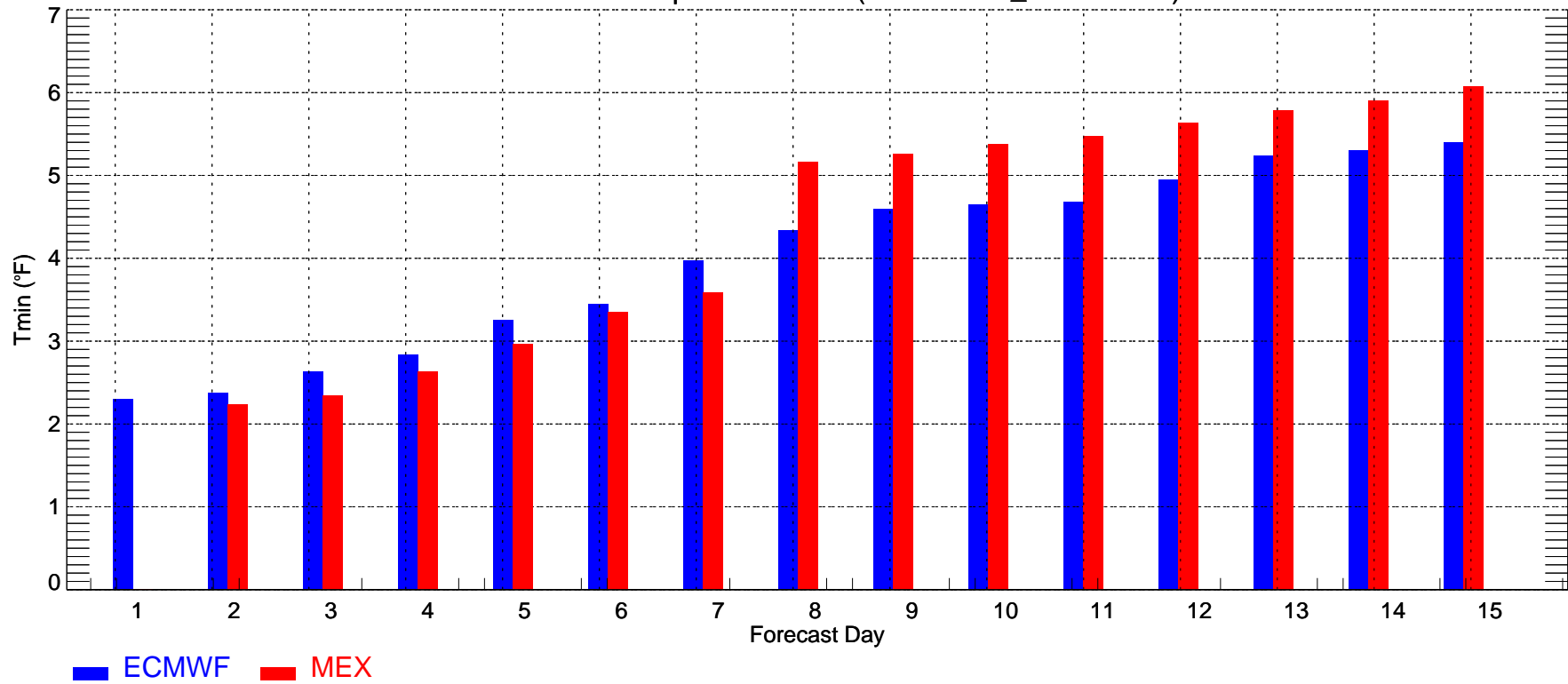


- day1
- day2
- day3
- day4
- day5
- day6
- day7
- day8
- day9
- day10
- day11
- day12
- day13
- day14
- day15

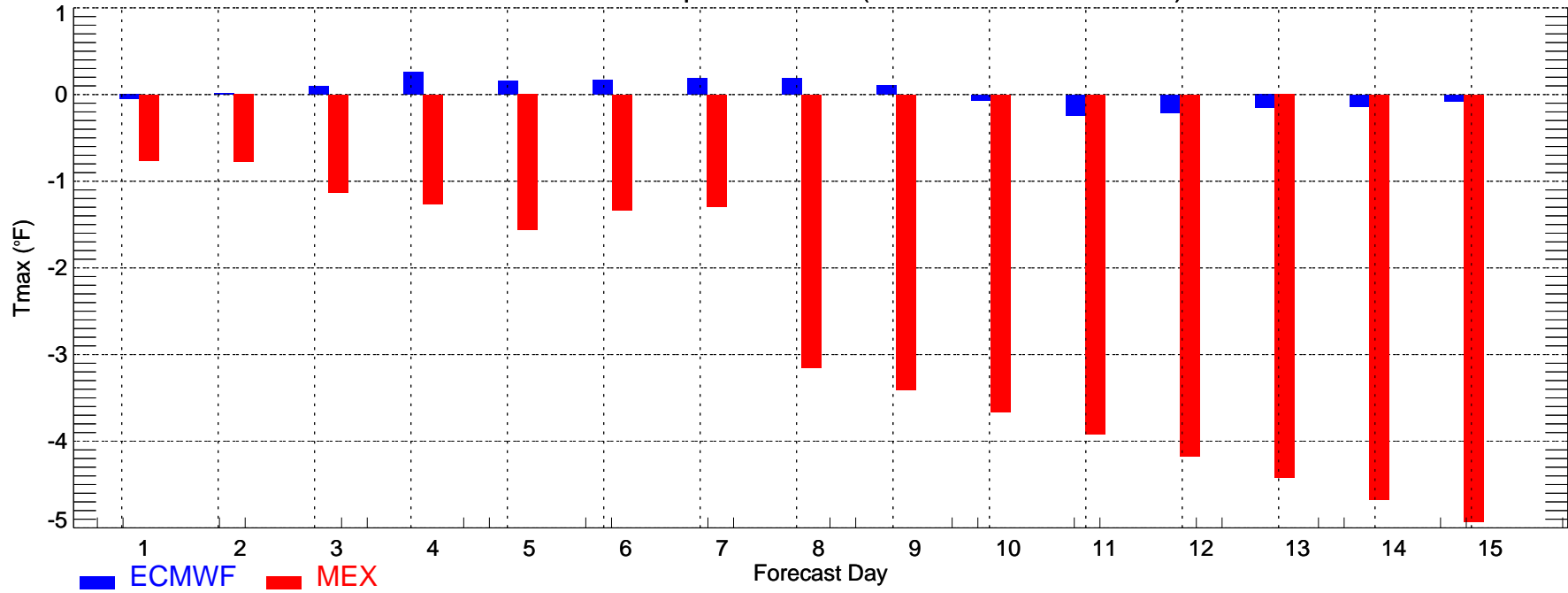
CUST1: Max Temperature MAE (2009-05-01_2009-05-31)



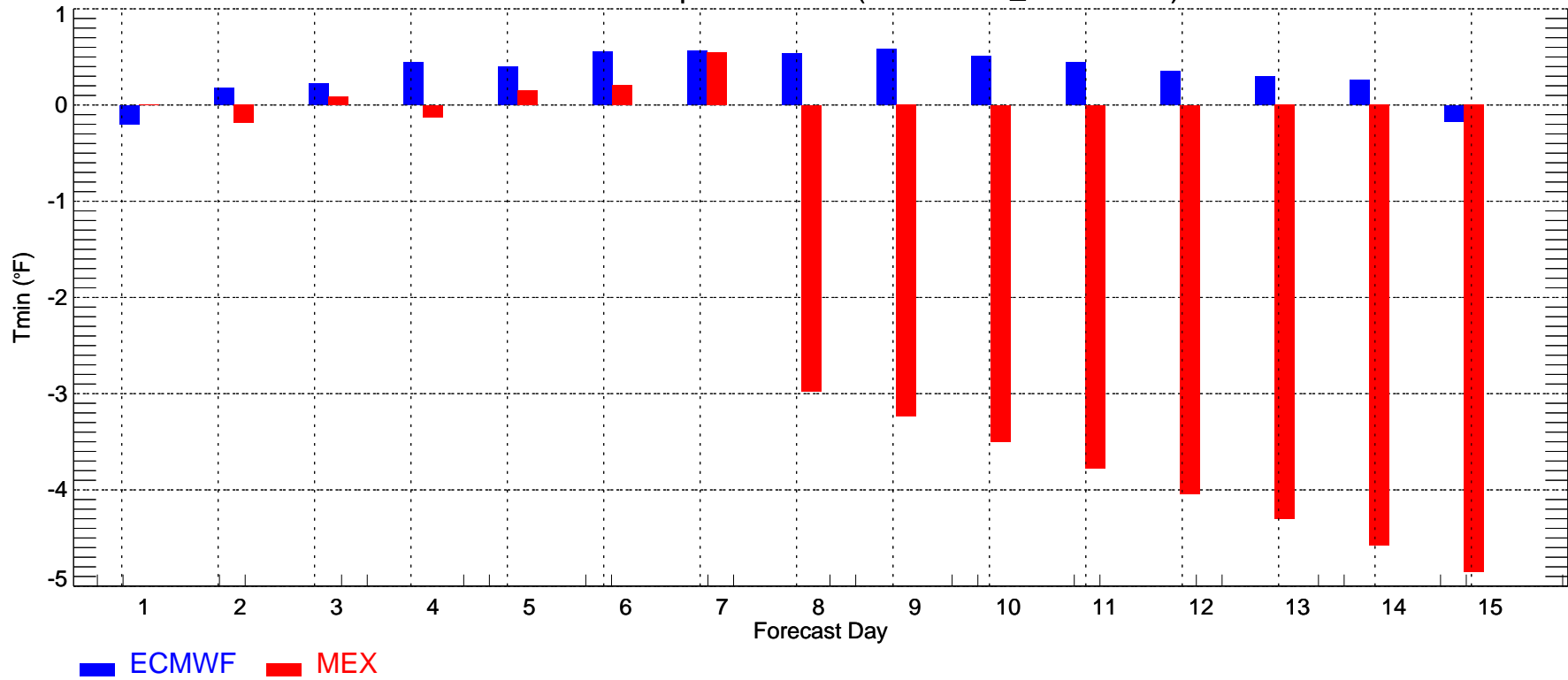
CUST1: Min Temperature MAE (2009-05-01_2009-05-31)



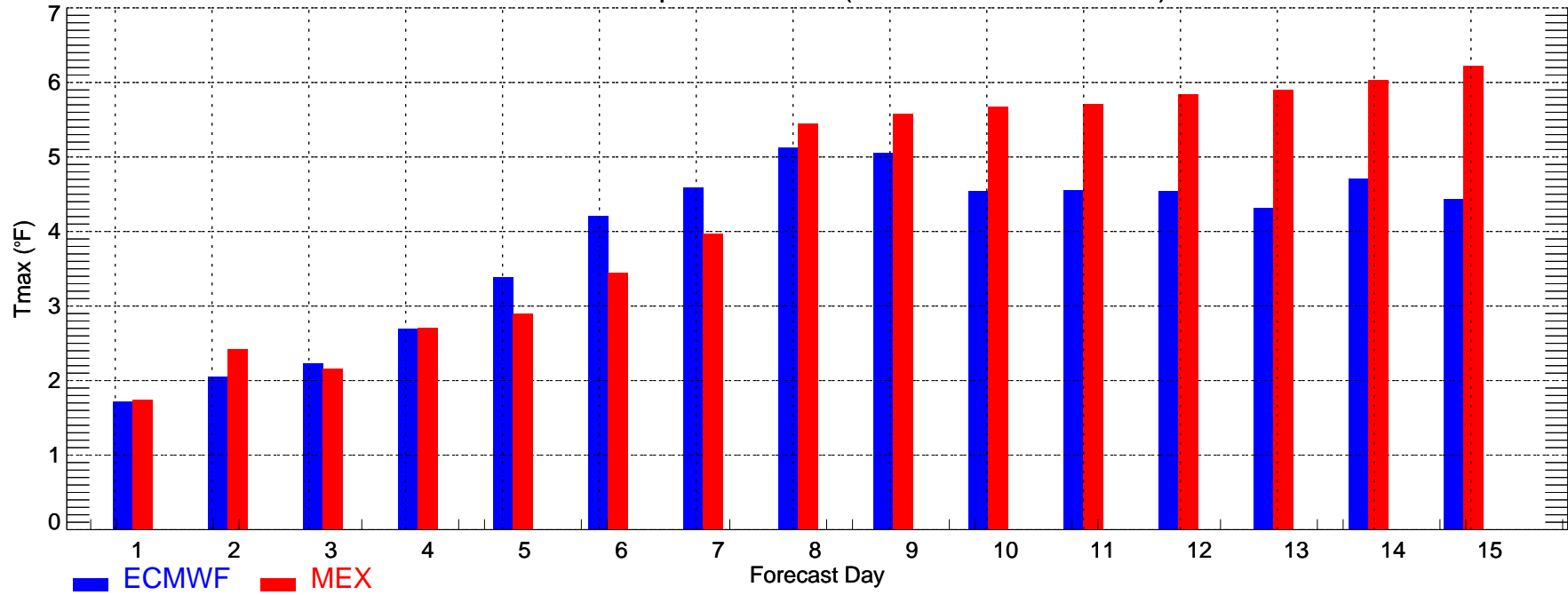
CUST1: Max Temperature Bias (2009-05-01_2009-05-31)



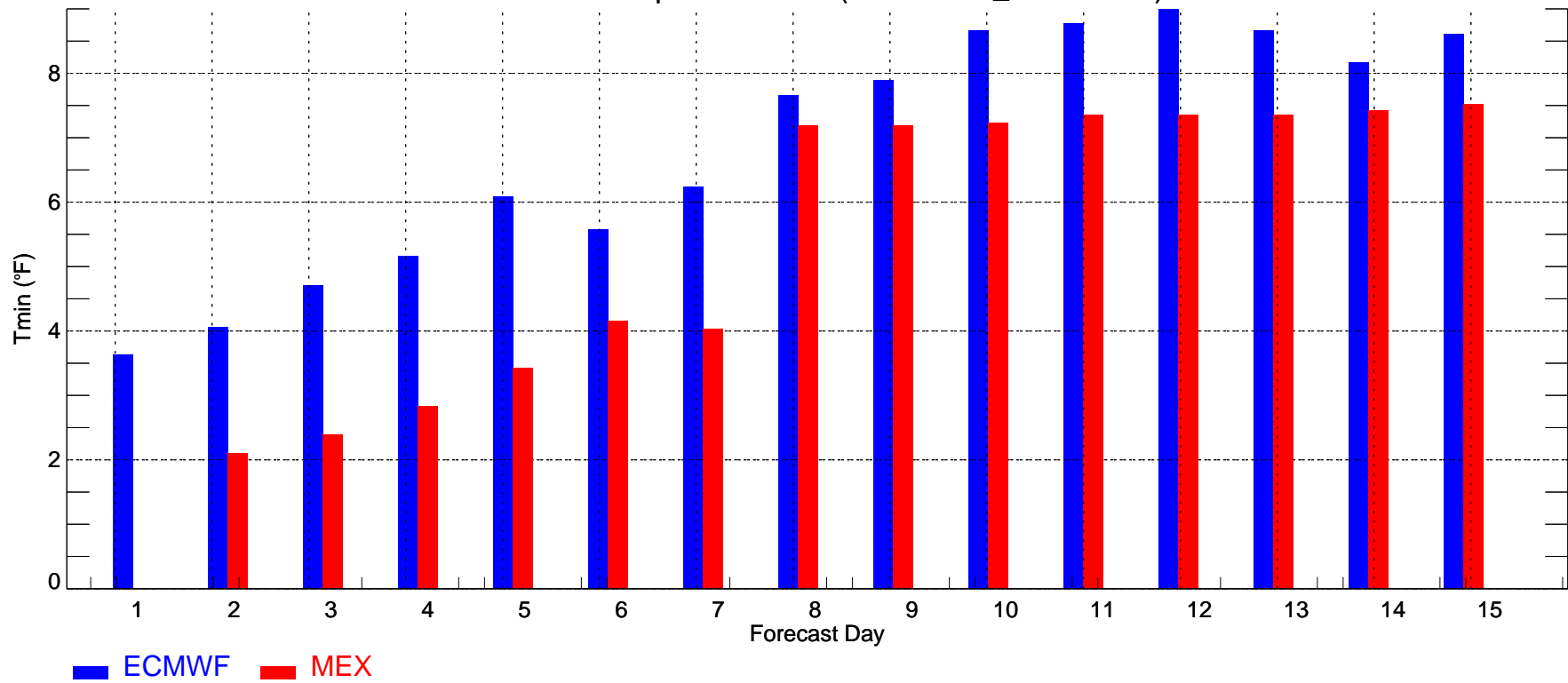
CUST1: Min Temperature Bias (2009-05-01_2009-05-31)



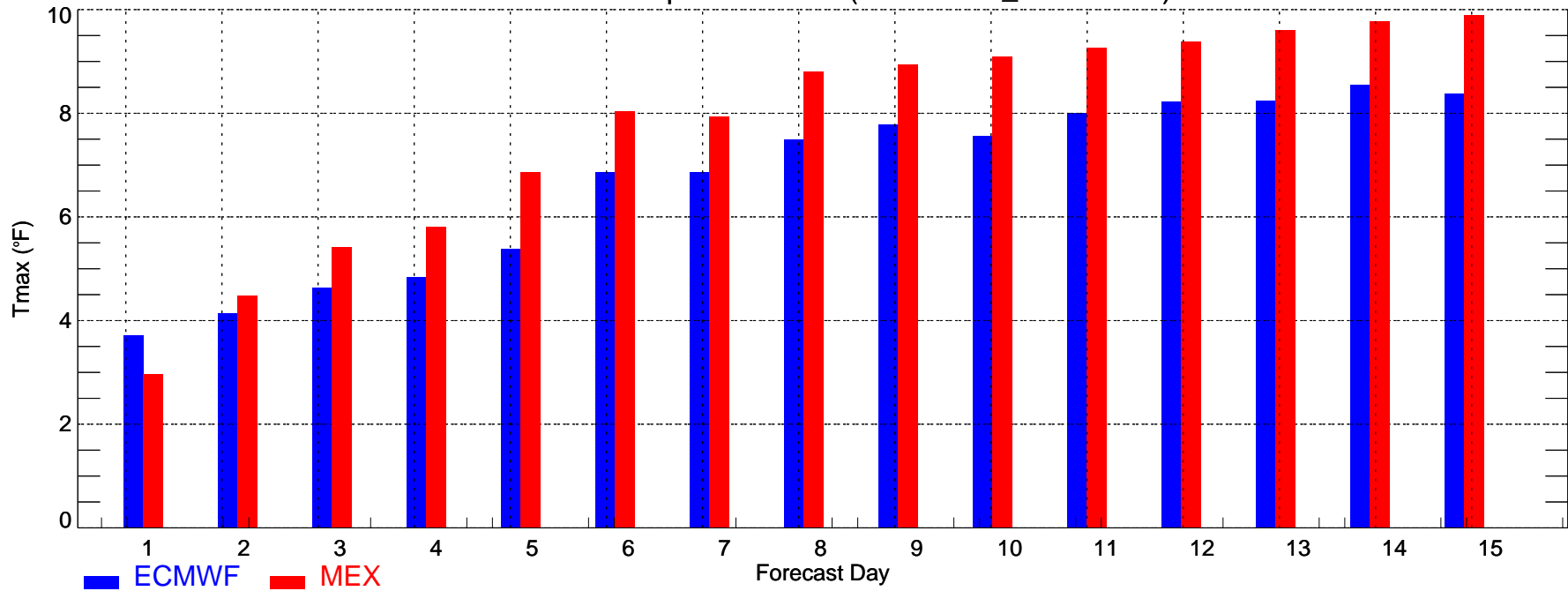
AUS: Max Temperature MAE (2009-05-01_2009-05-31)



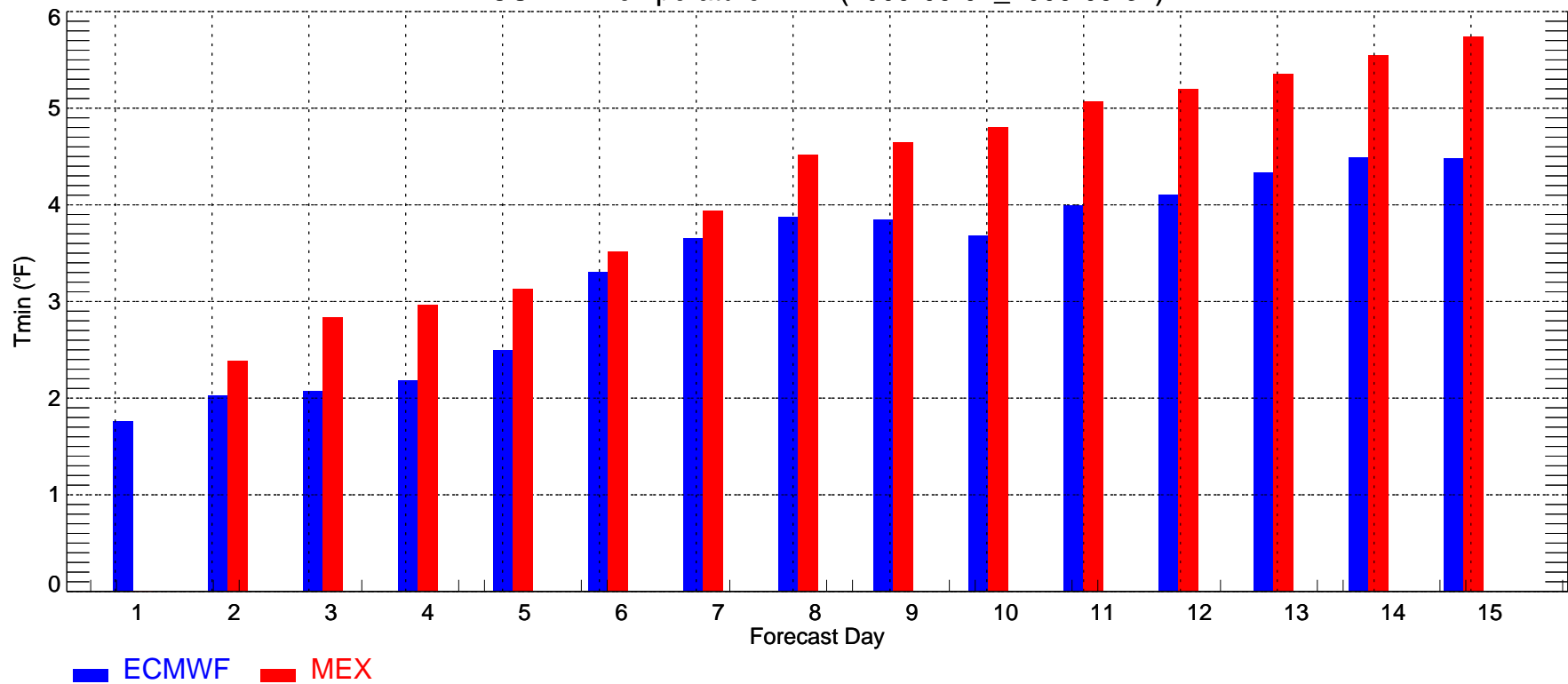
AUS: Min Temperature MAE (2009-05-01_2009-05-31)



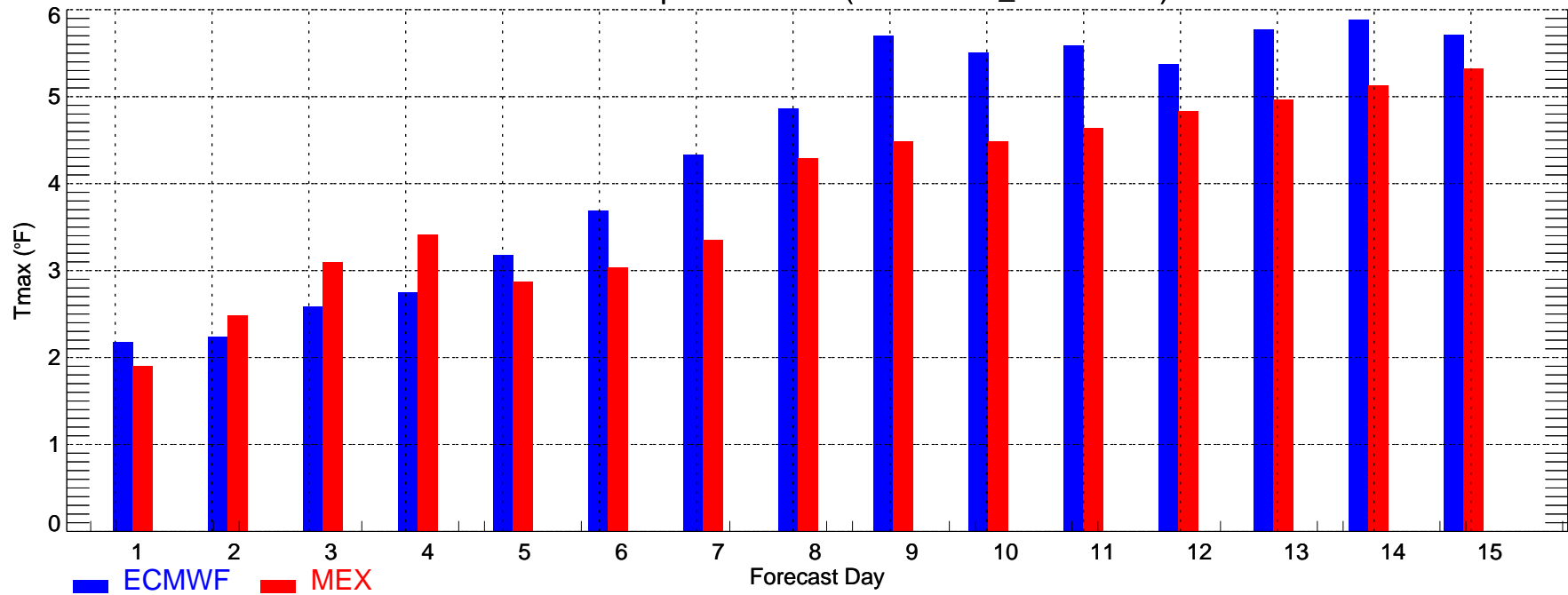
BOS: Max Temperature MAE (2009-05-01_2009-05-31)



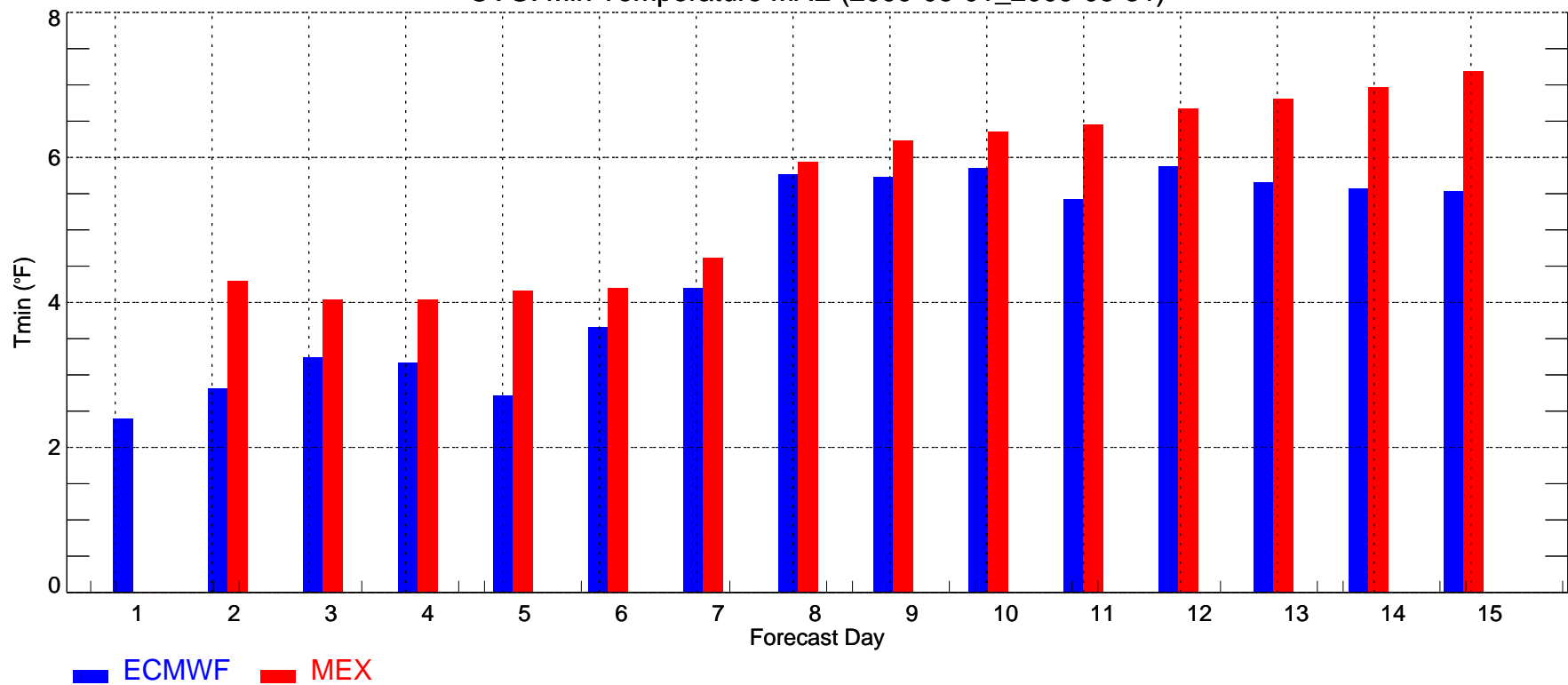
BOS: Min Temperature MAE (2009-05-01_2009-05-31)



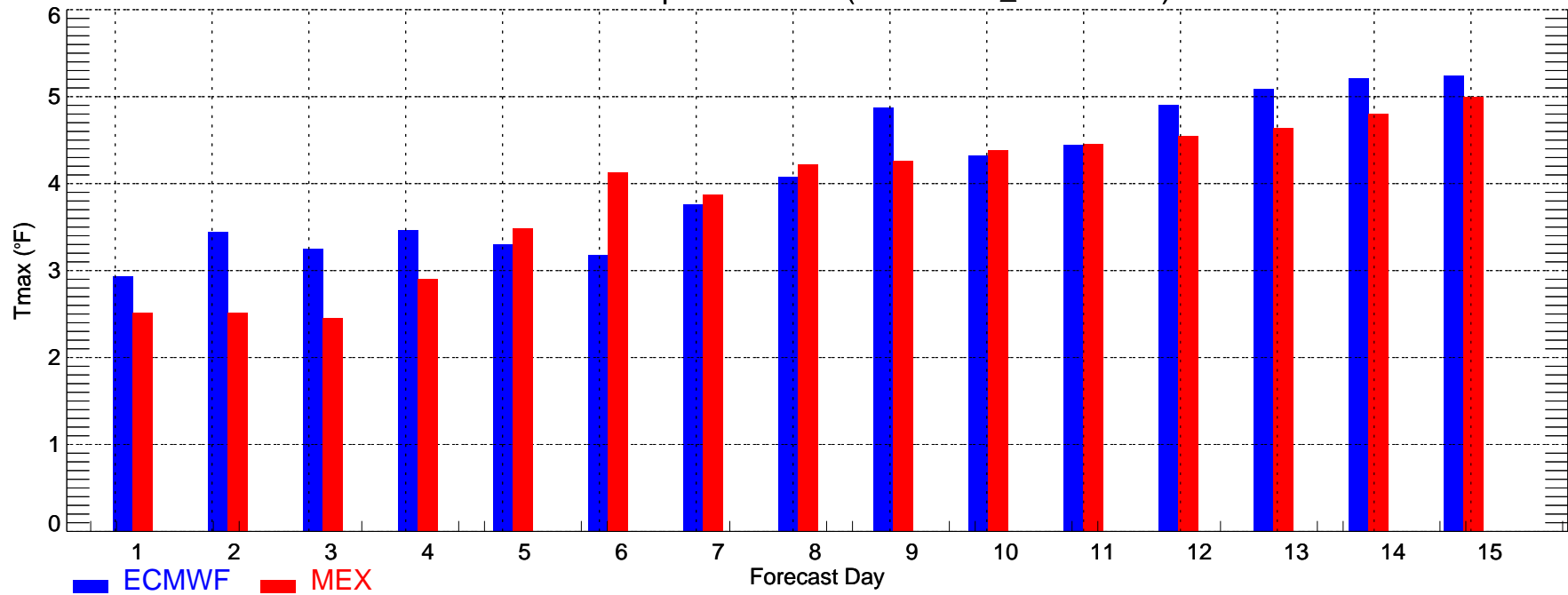
CVG: Max Temperature MAE (2009-05-01_2009-05-31)



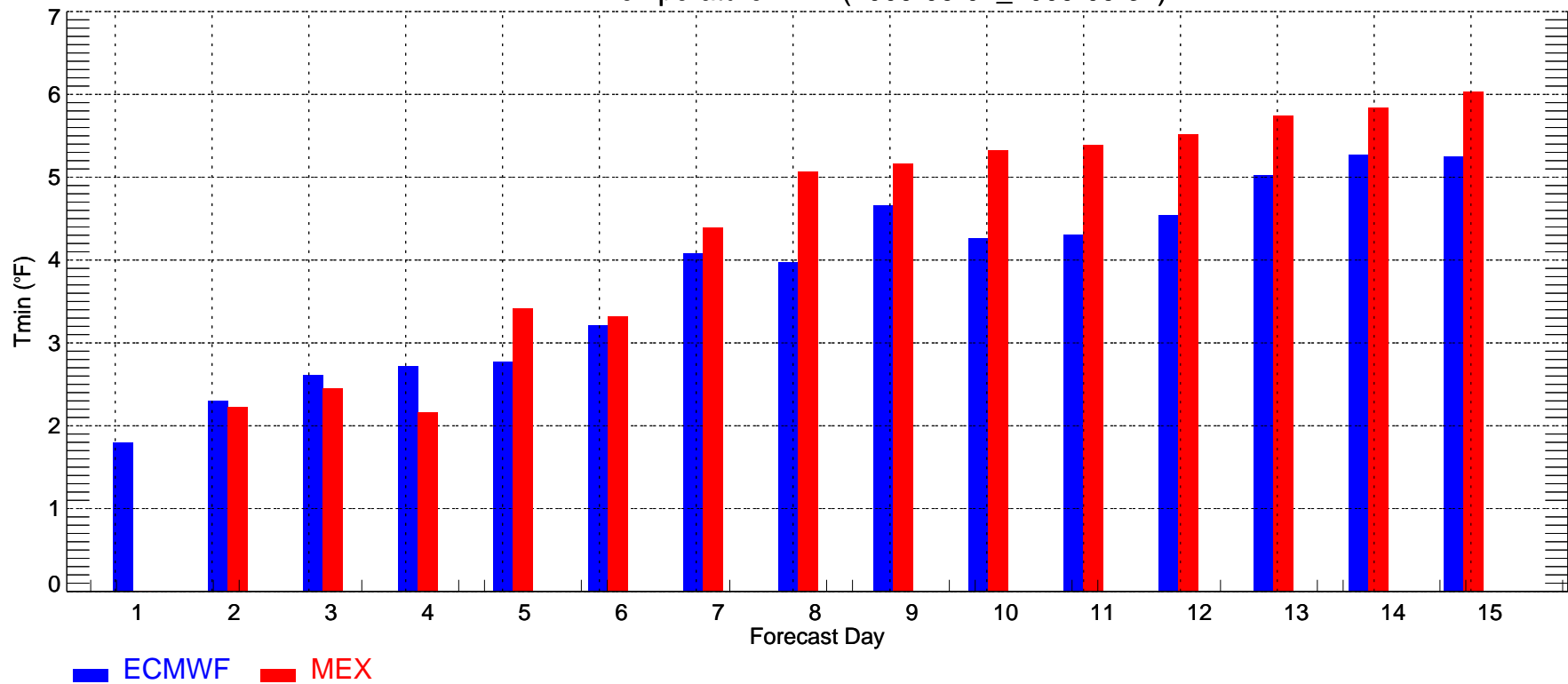
CVG: Min Temperature MAE (2009-05-01_2009-05-31)



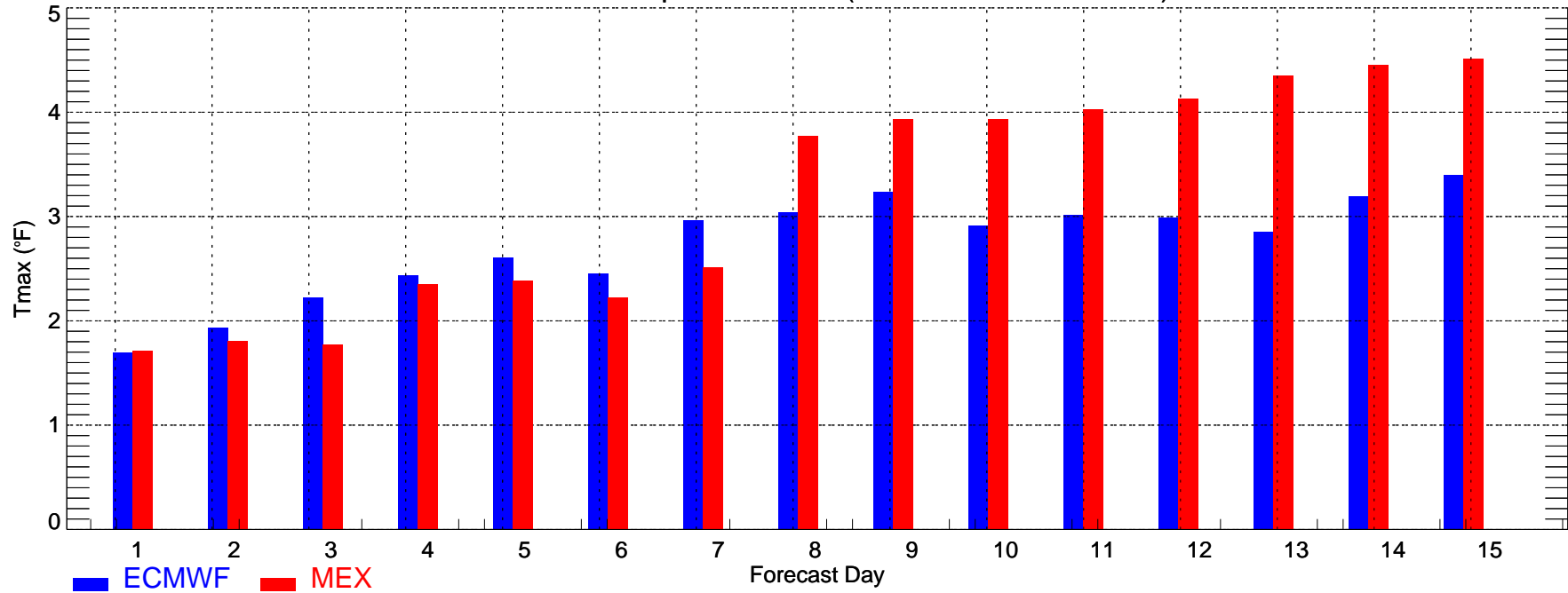
DFW: Max Temperature MAE (2009-05-01_2009-05-31)



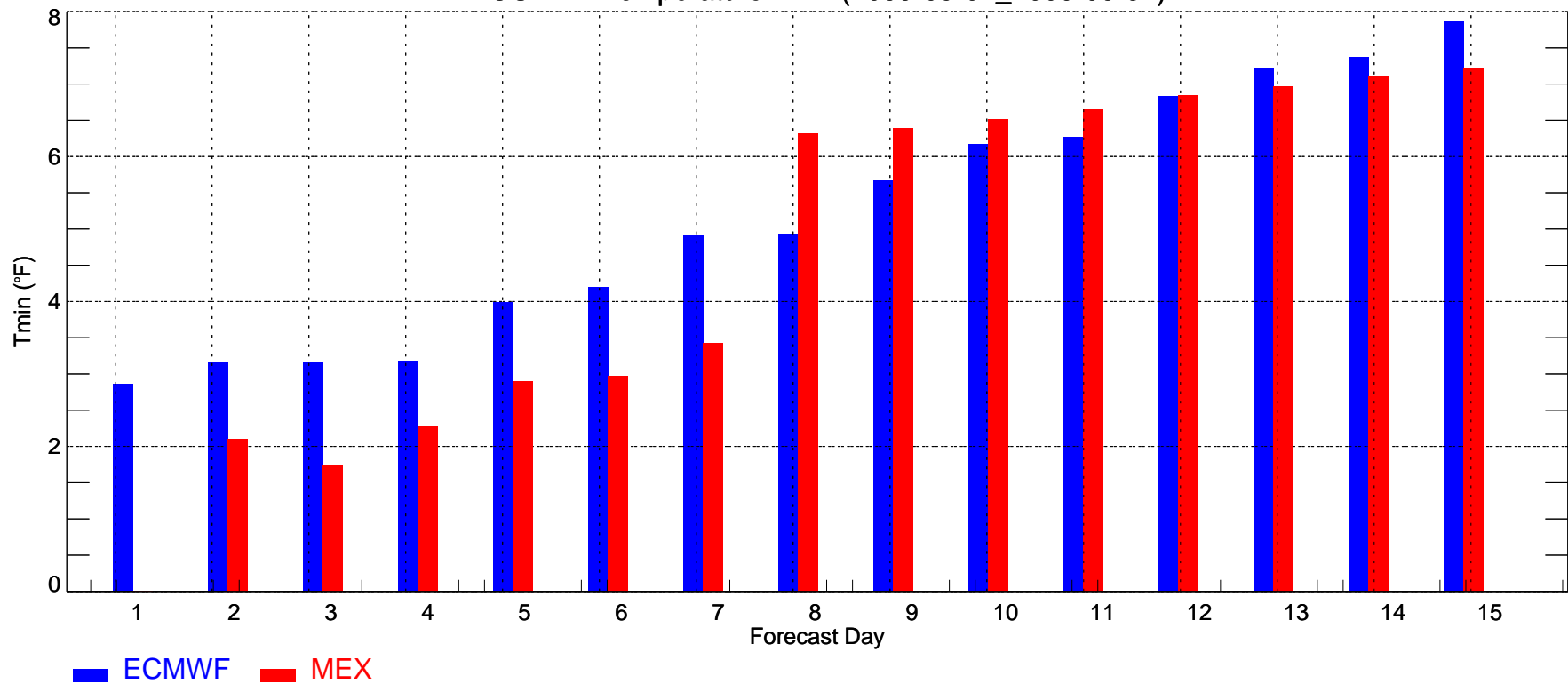
DFW: Min Temperature MAE (2009-05-01_2009-05-31)



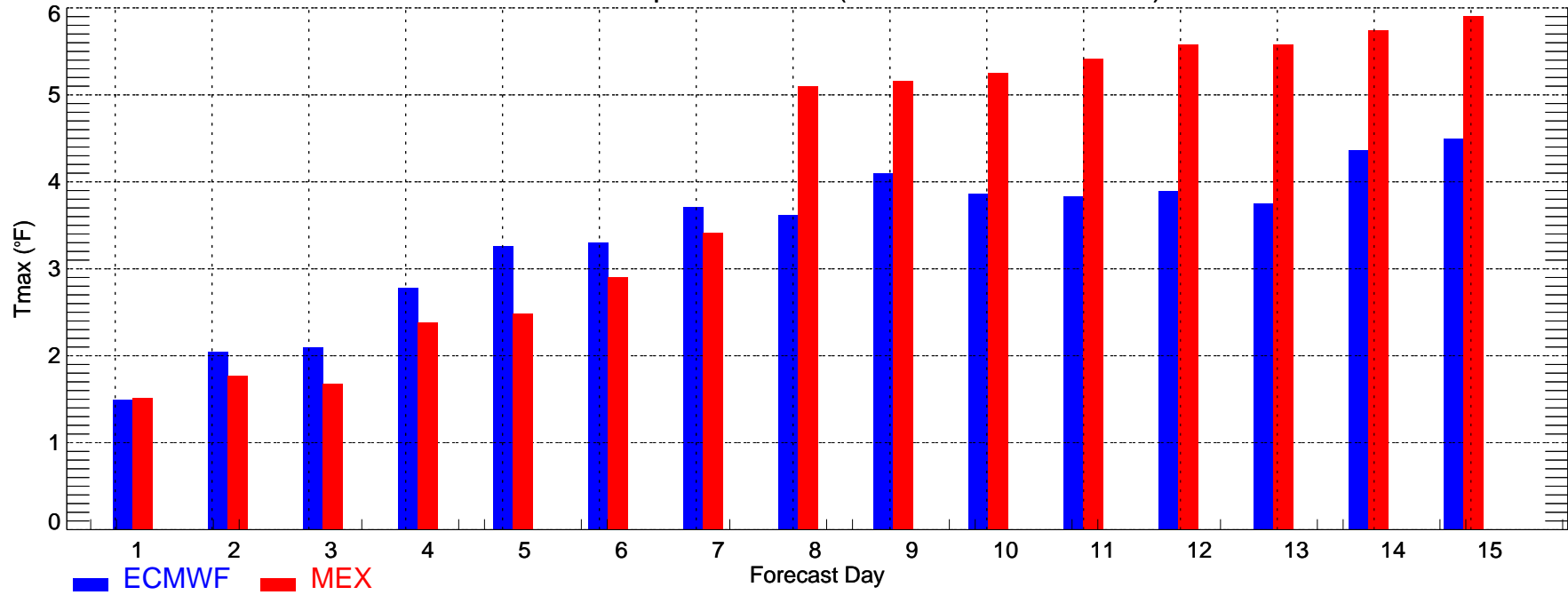
HOU: Max Temperature MAE (2009-05-01_2009-05-31)



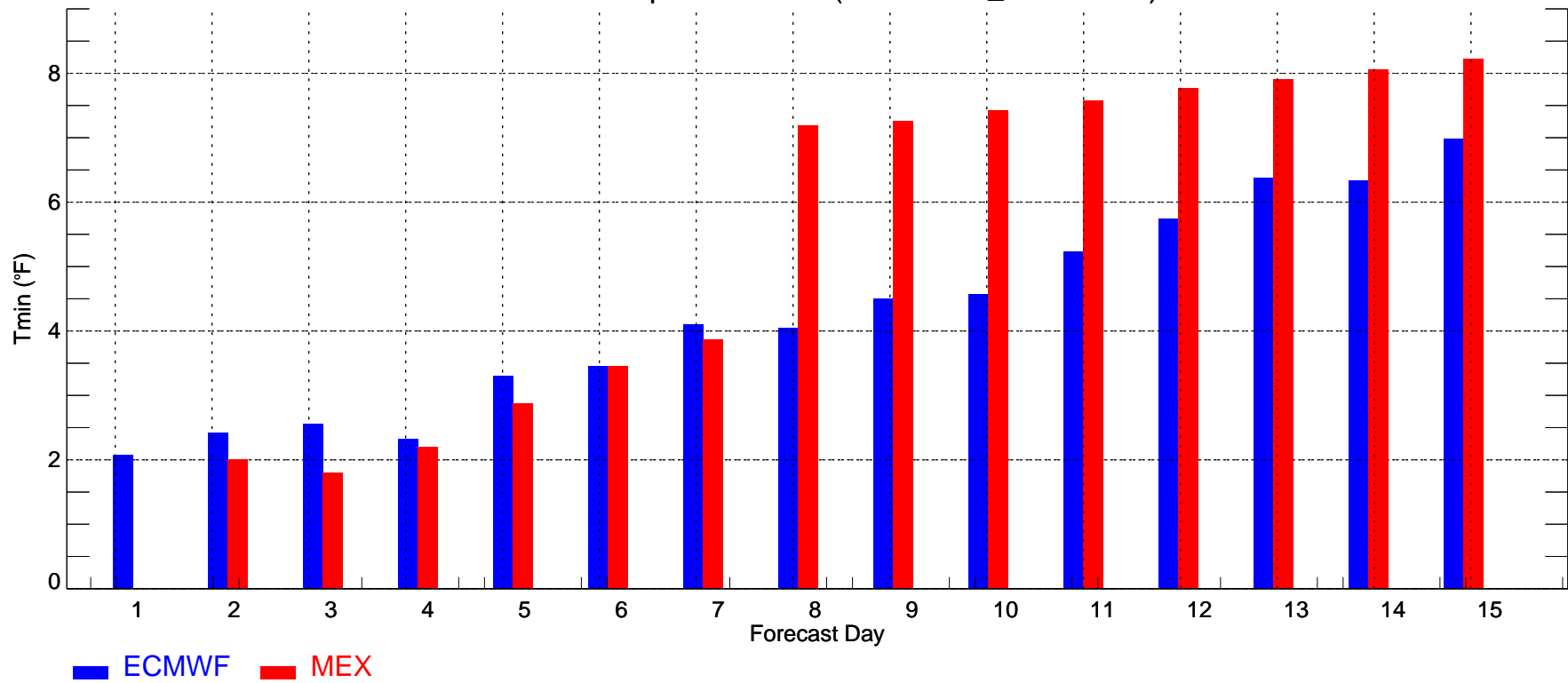
HOU: Min Temperature MAE (2009-05-01_2009-05-31)



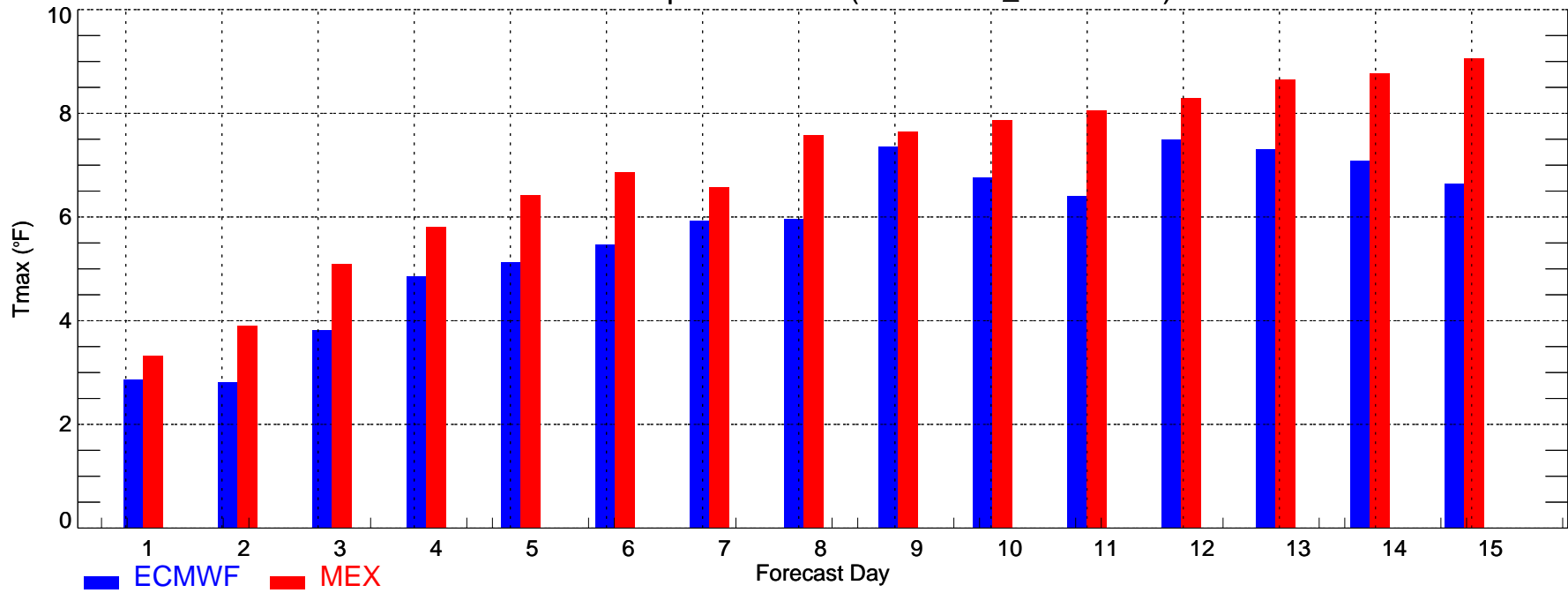
IAH: Max Temperature MAE (2009-05-01_2009-05-31)



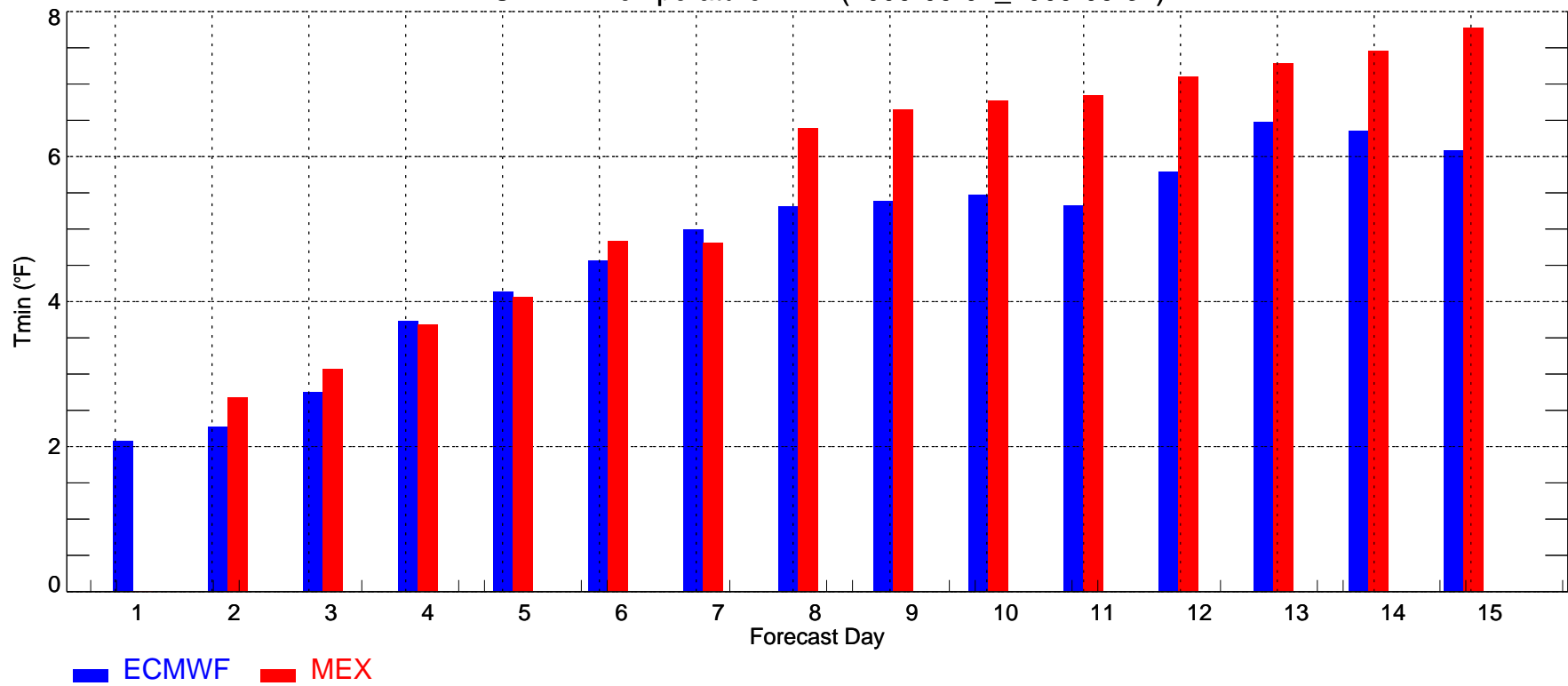
IAH: Min Temperature MAE (2009-05-01_2009-05-31)



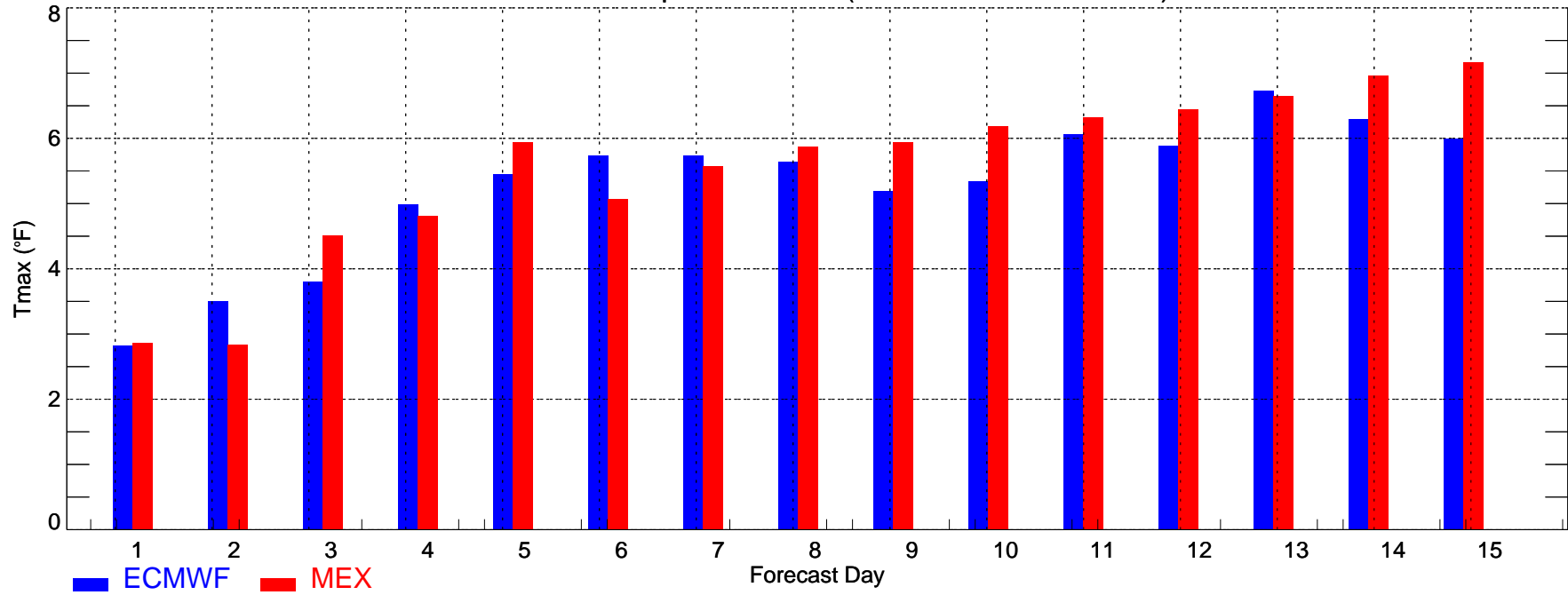
MSP: Max Temperature MAE (2009-05-01_2009-05-31)



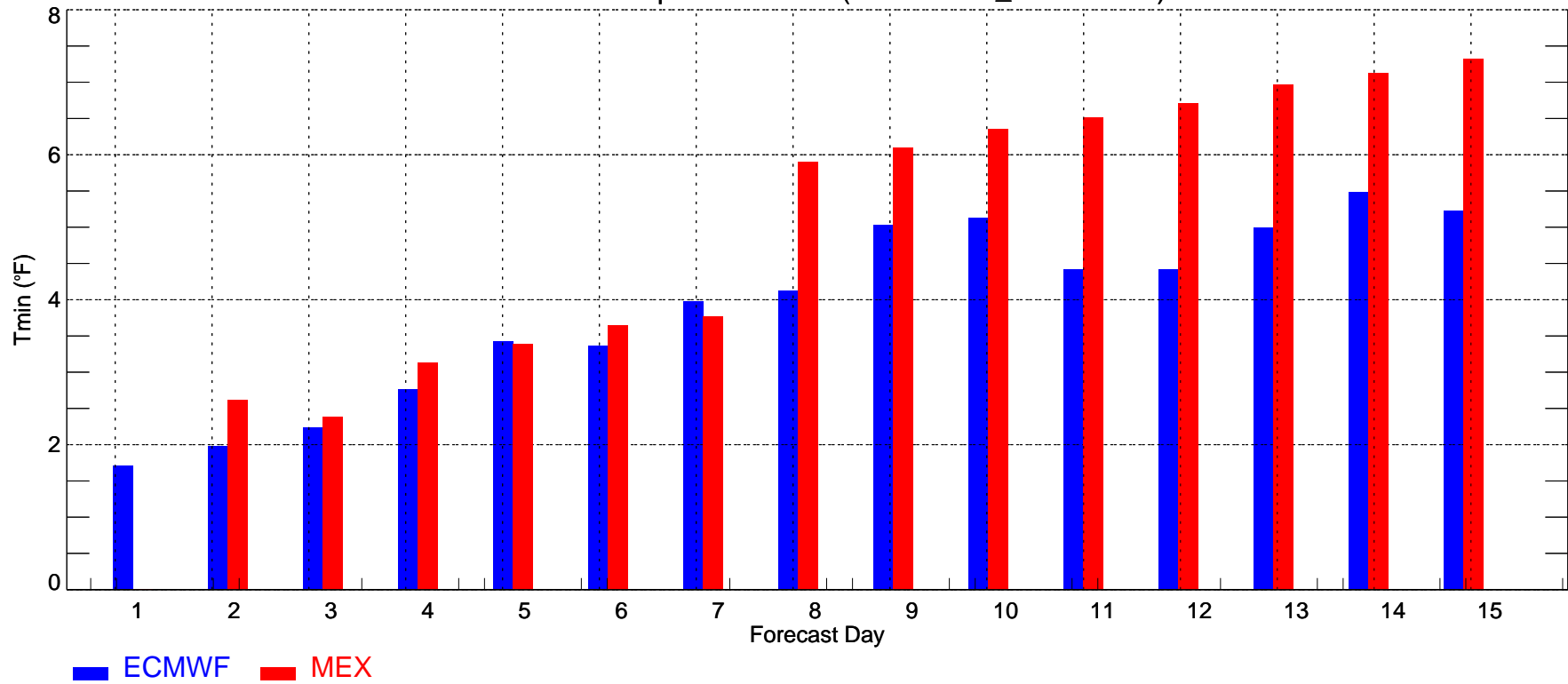
MSP: Min Temperature MAE (2009-05-01_2009-05-31)



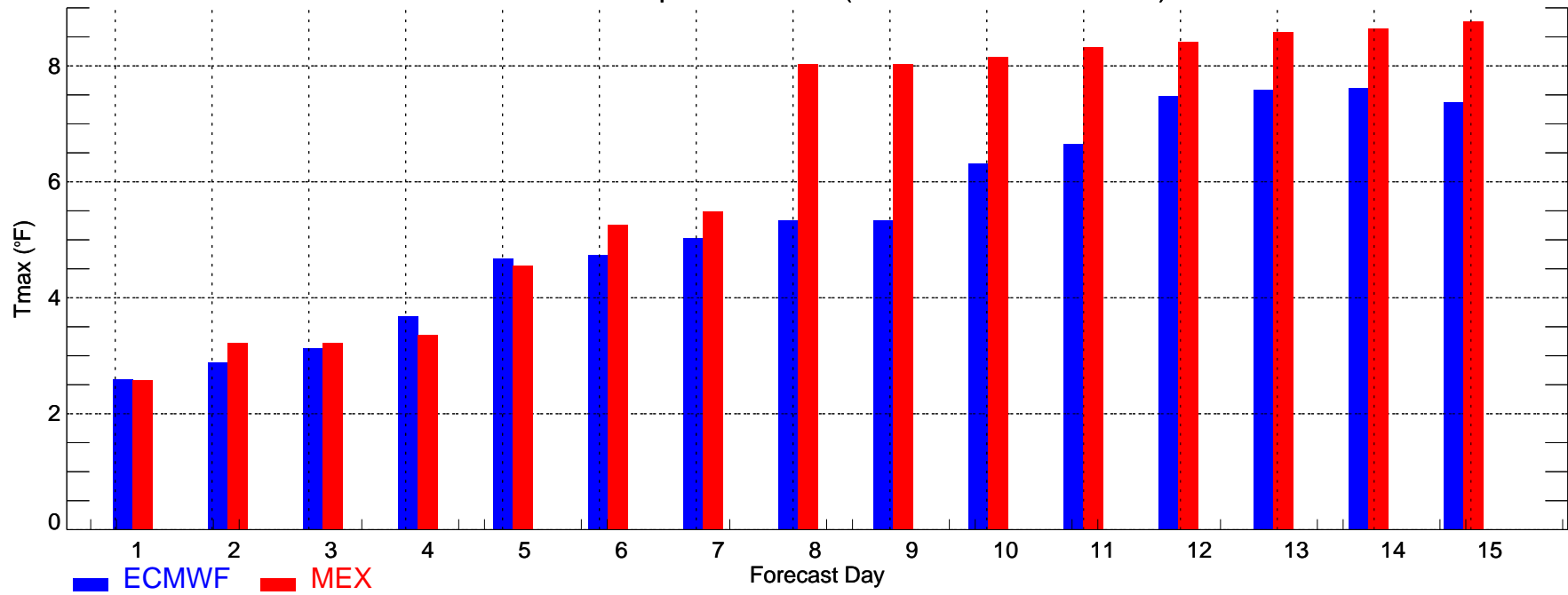
ORD: Max Temperature MAE (2009-05-01_2009-05-31)



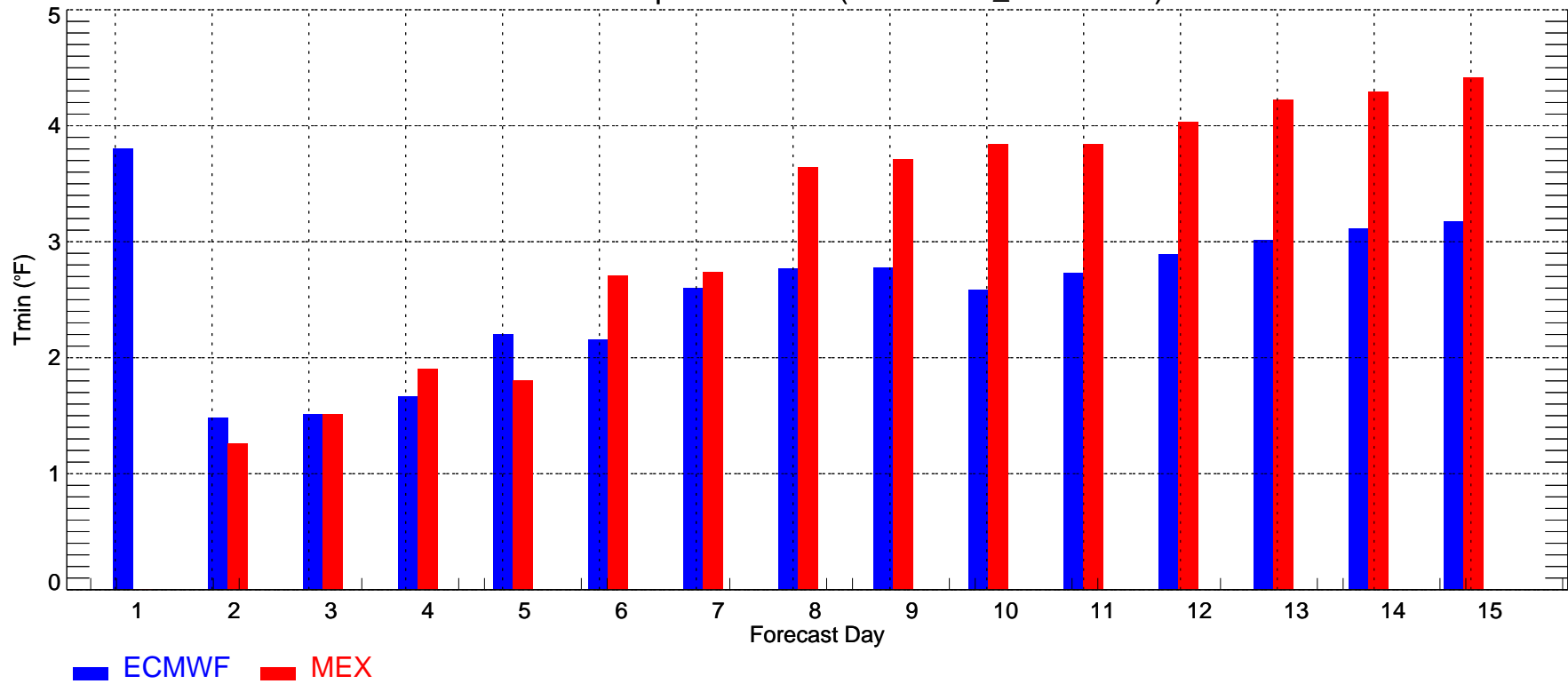
ORD: Min Temperature MAE (2009-05-01_2009-05-31)



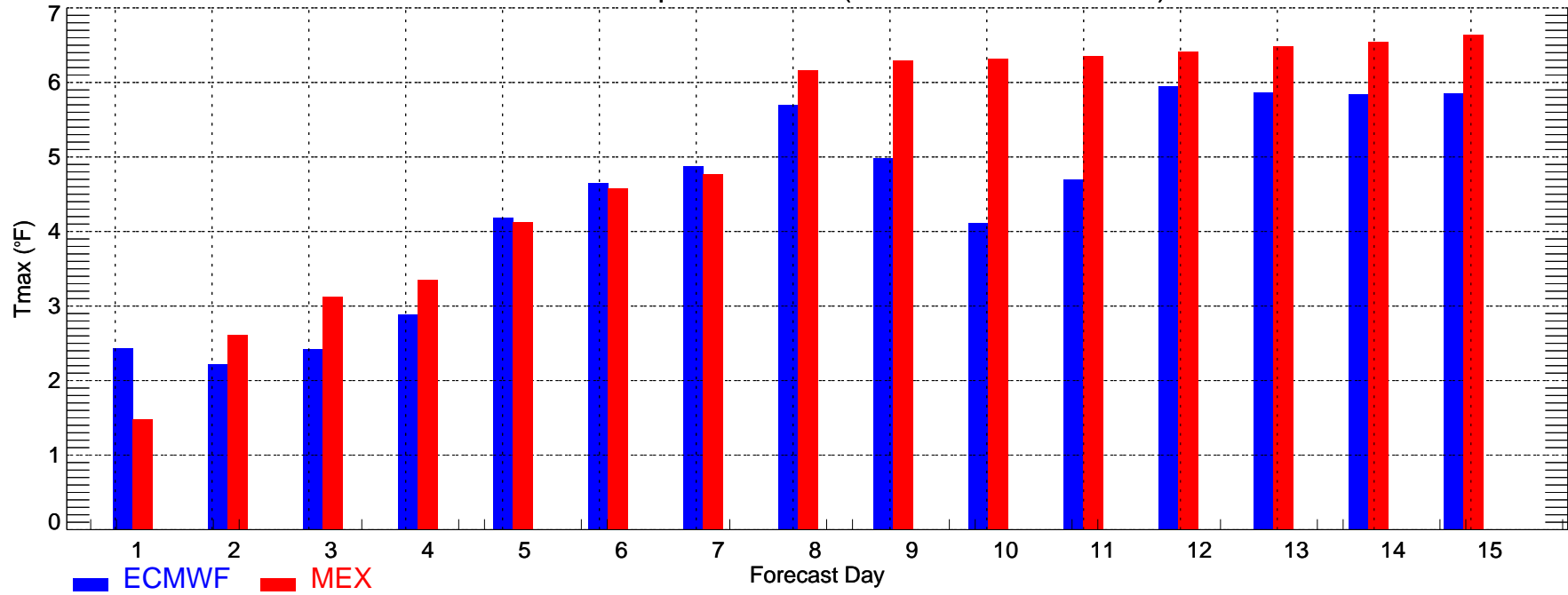
PDX: Max Temperature MAE (2009-05-01_2009-05-31)



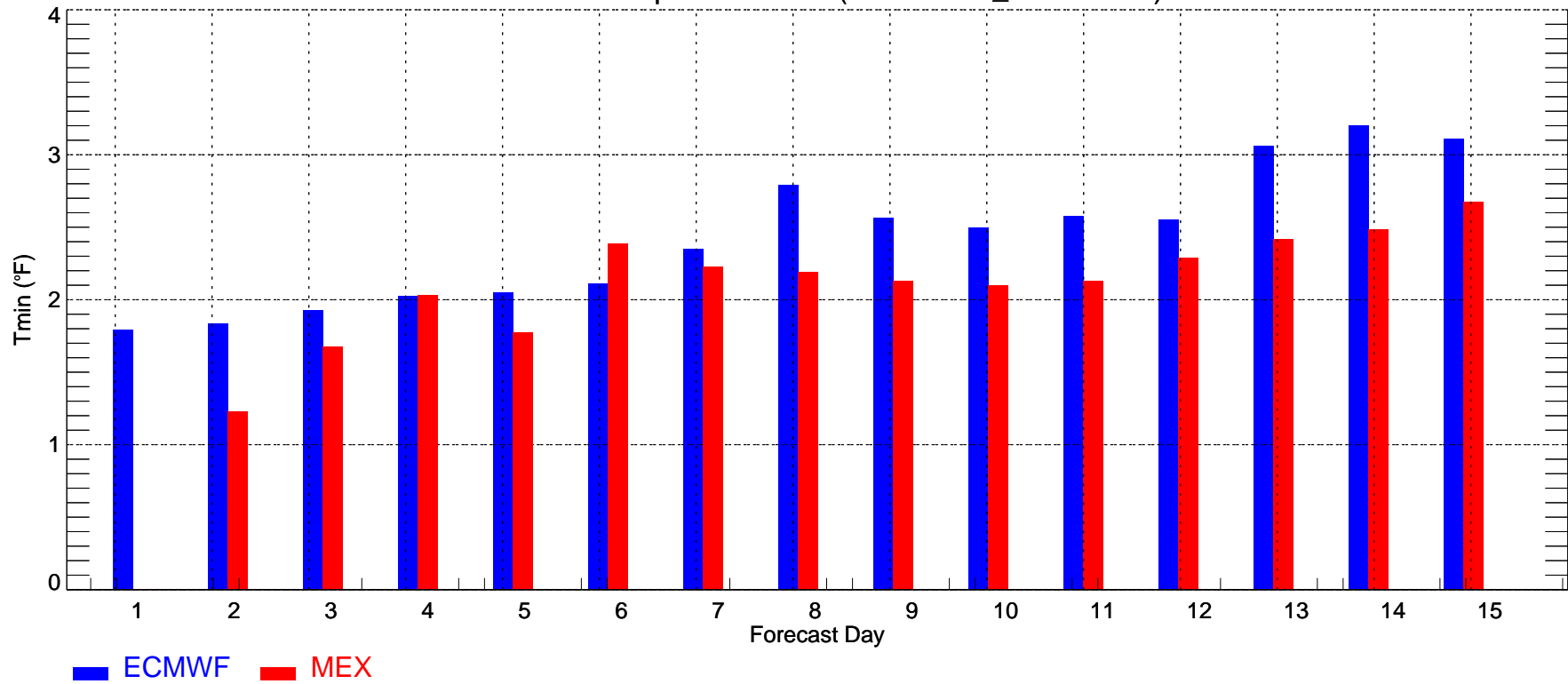
PDX: Min Temperature MAE (2009-05-01_2009-05-31)



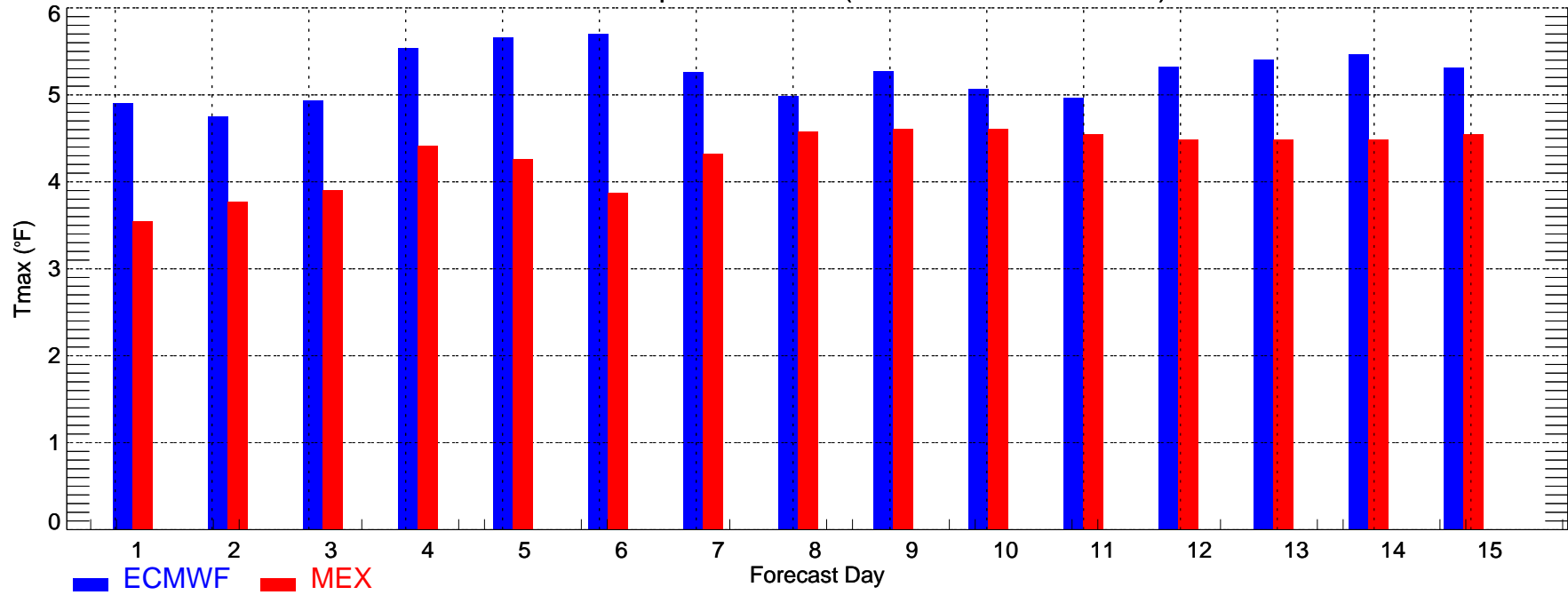
SEA: Max Temperature MAE (2009-05-01_2009-05-31)



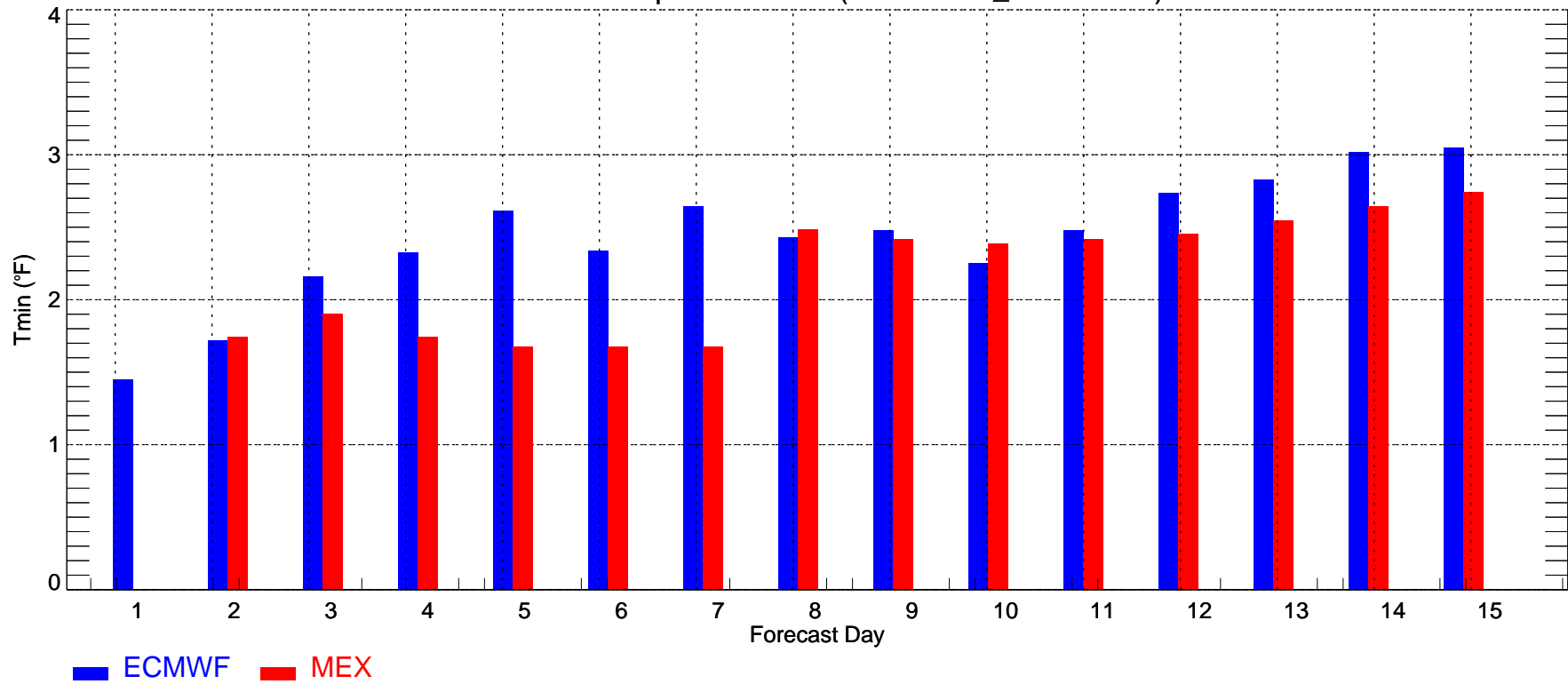
SEA: Min Temperature MAE (2009-05-01_2009-05-31)



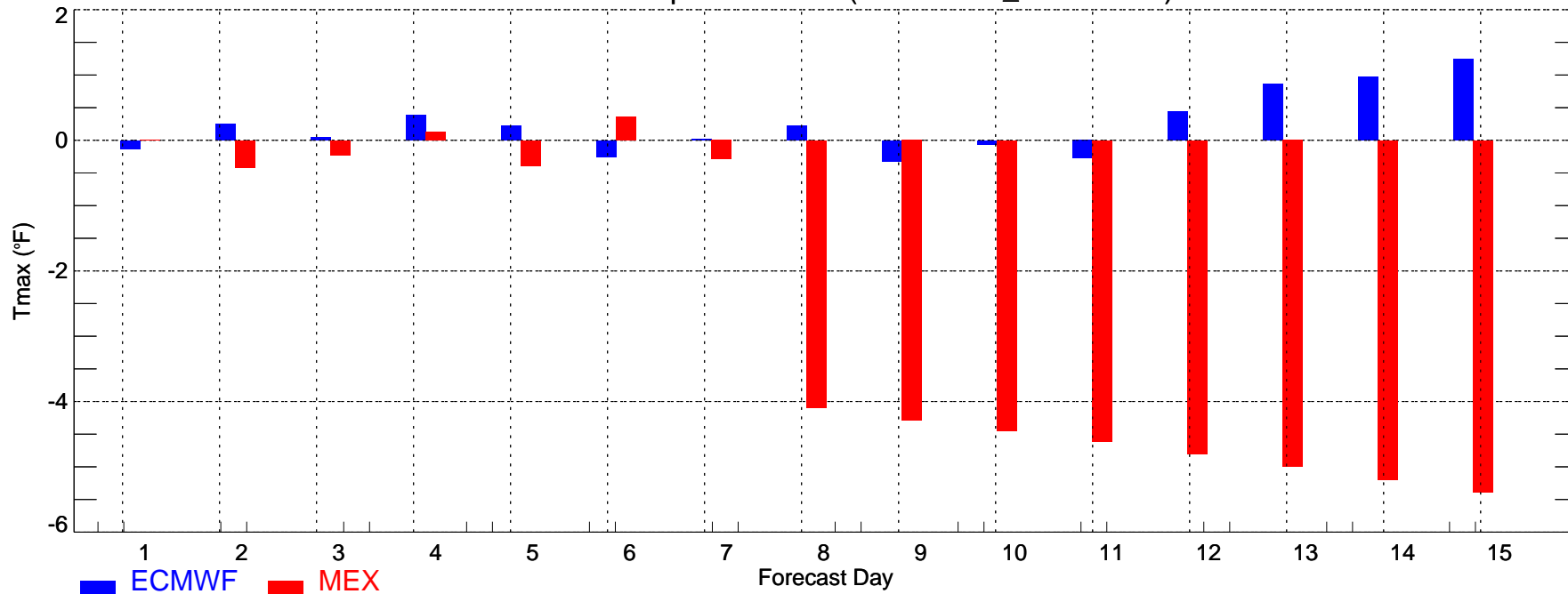
SFO: Max Temperature MAE (2009-05-01_2009-05-31)



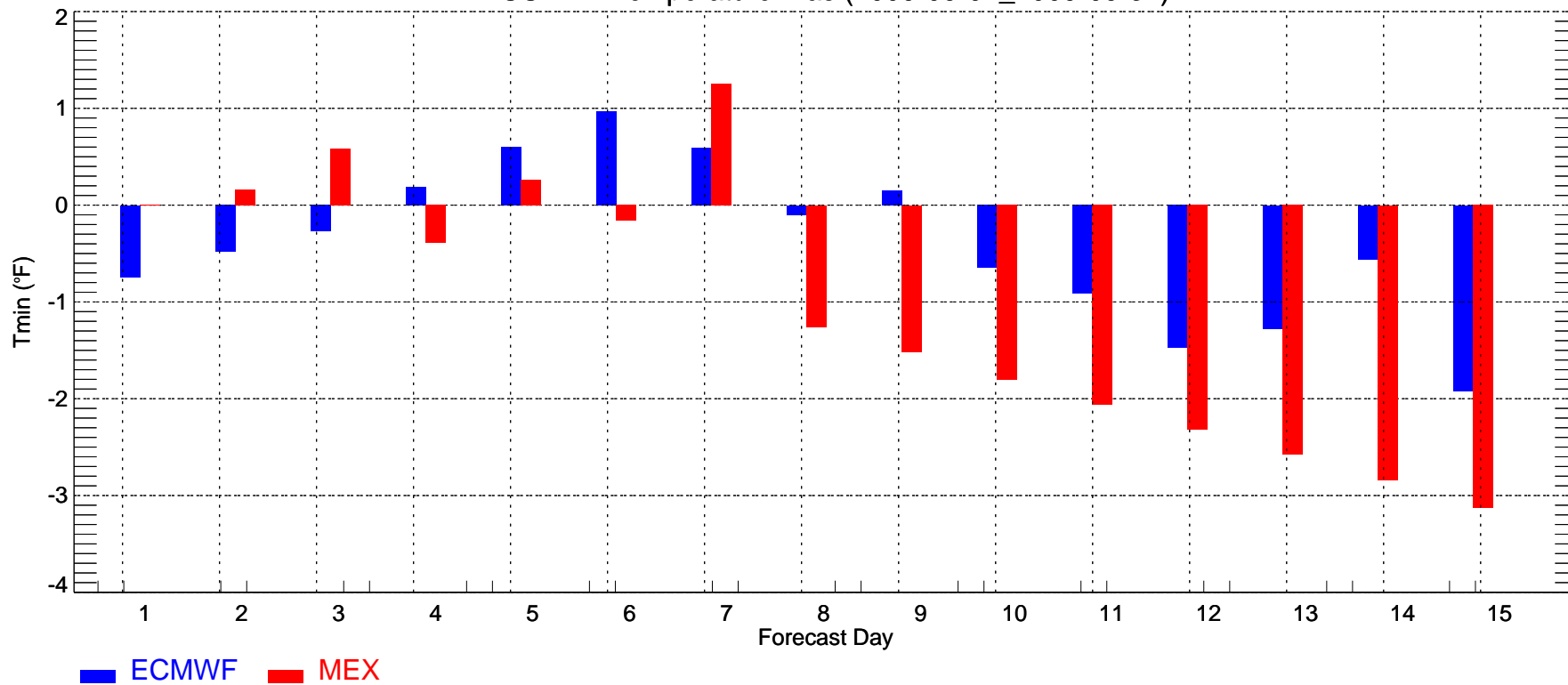
SFO: Min Temperature MAE (2009-05-01_2009-05-31)



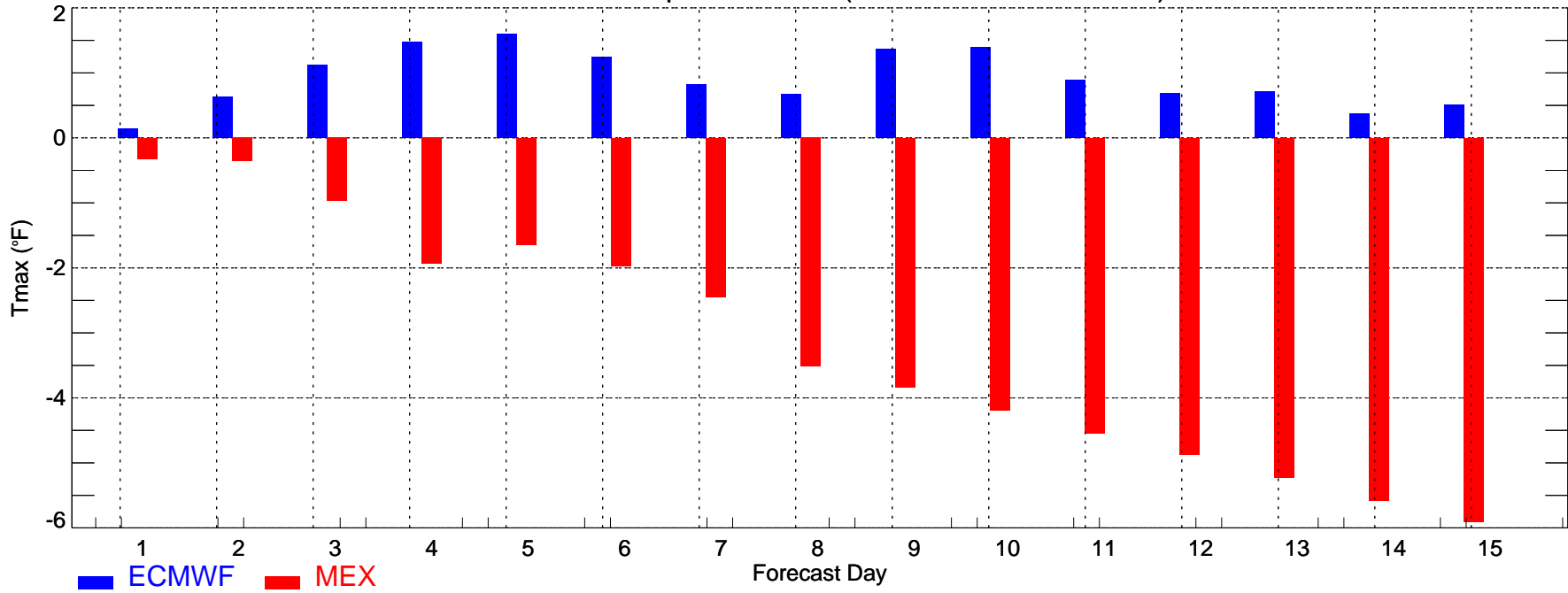
AUS: Max Temperature Bias (2009-05-01_2009-05-31)



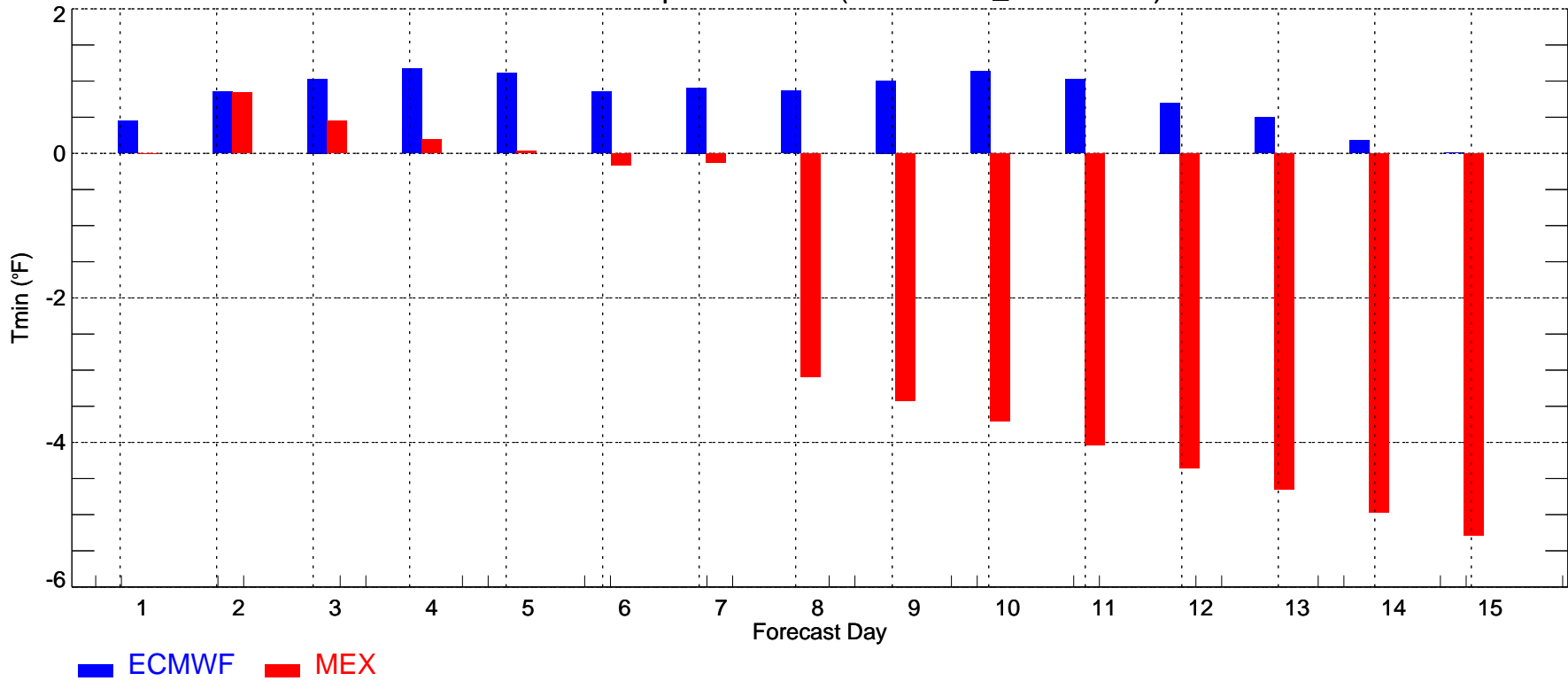
AUS: Min Temperature Bias (2009-05-01_2009-05-31)



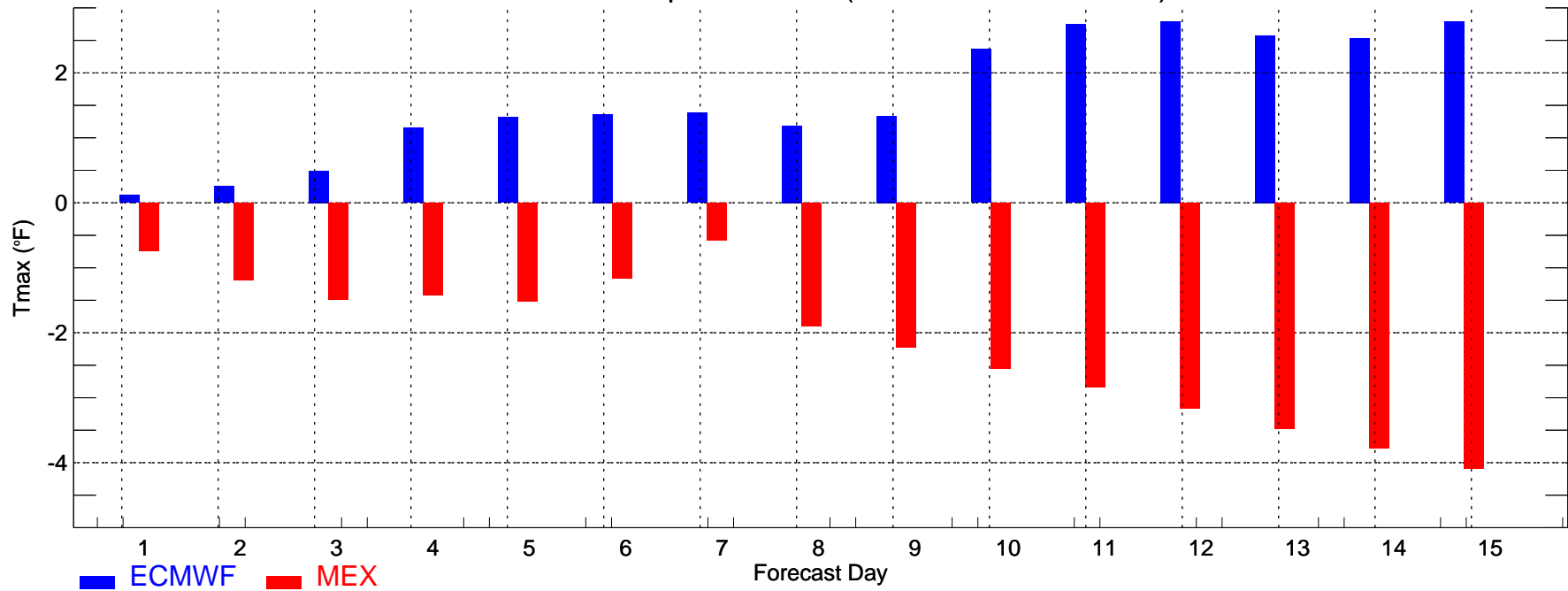
BOS: Max Temperature Bias (2009-05-01_2009-05-31)



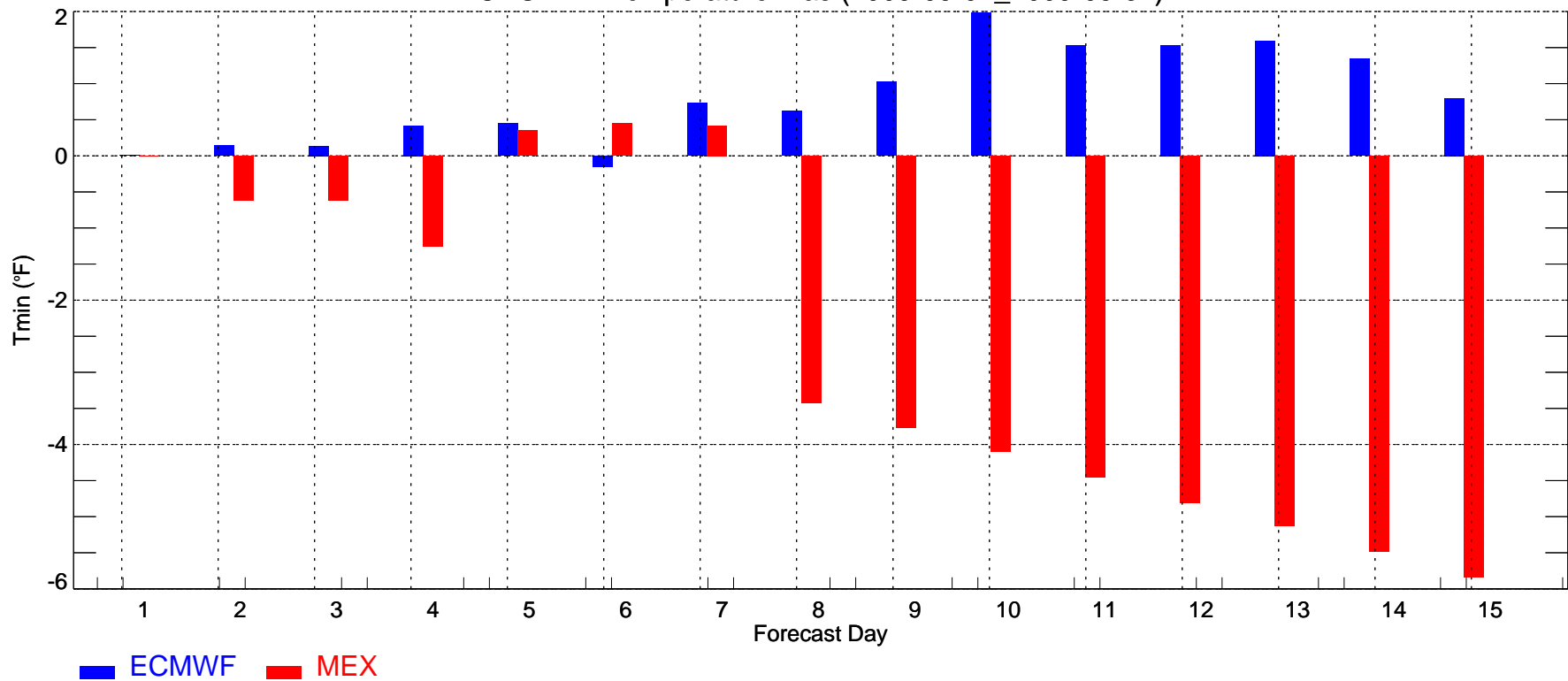
BOS: Min Temperature Bias (2009-05-01_2009-05-31)



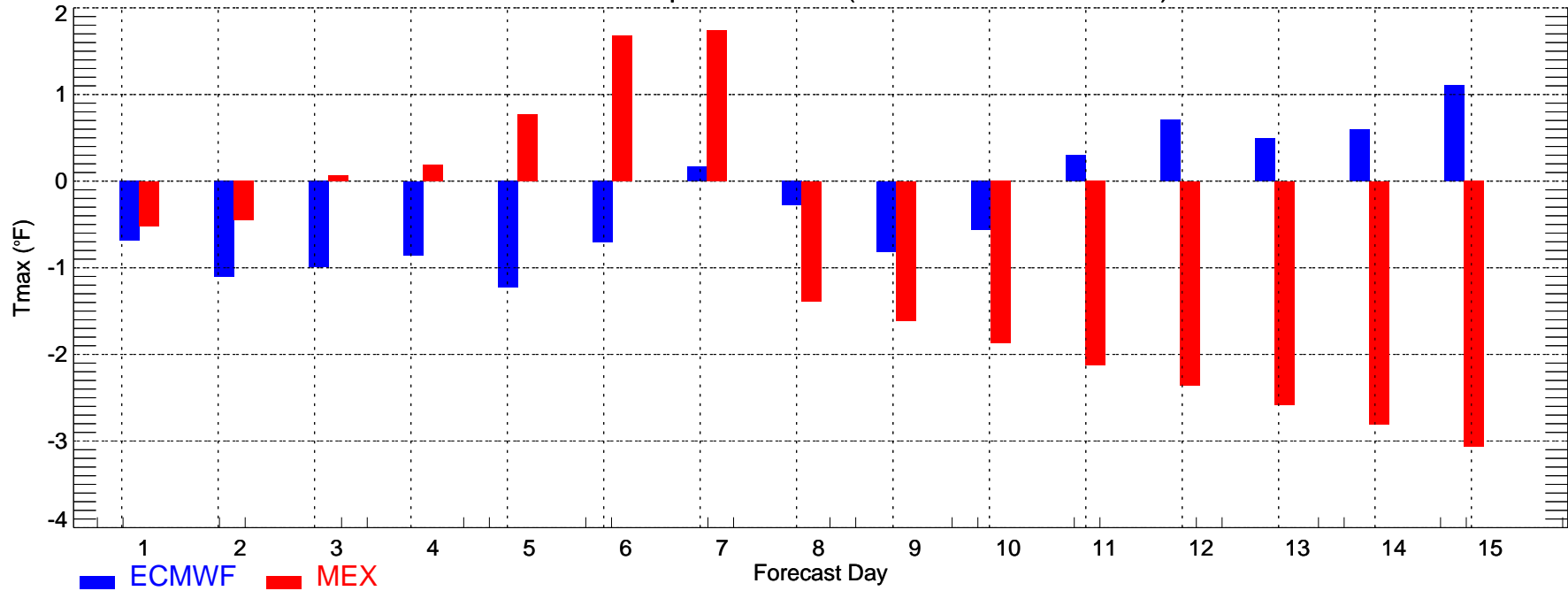
CVG: Max Temperature Bias (2009-05-01_2009-05-31)



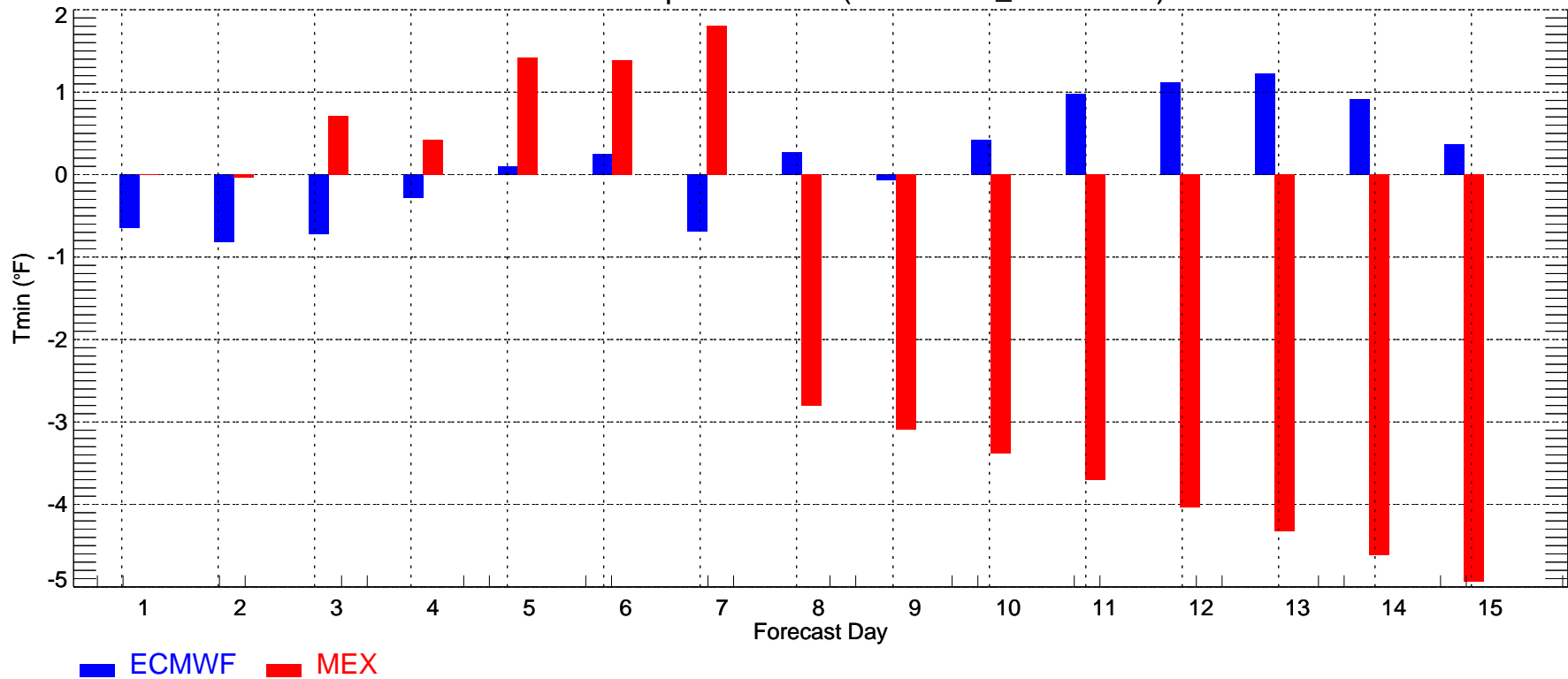
CVG: Min Temperature Bias (2009-05-01_2009-05-31)



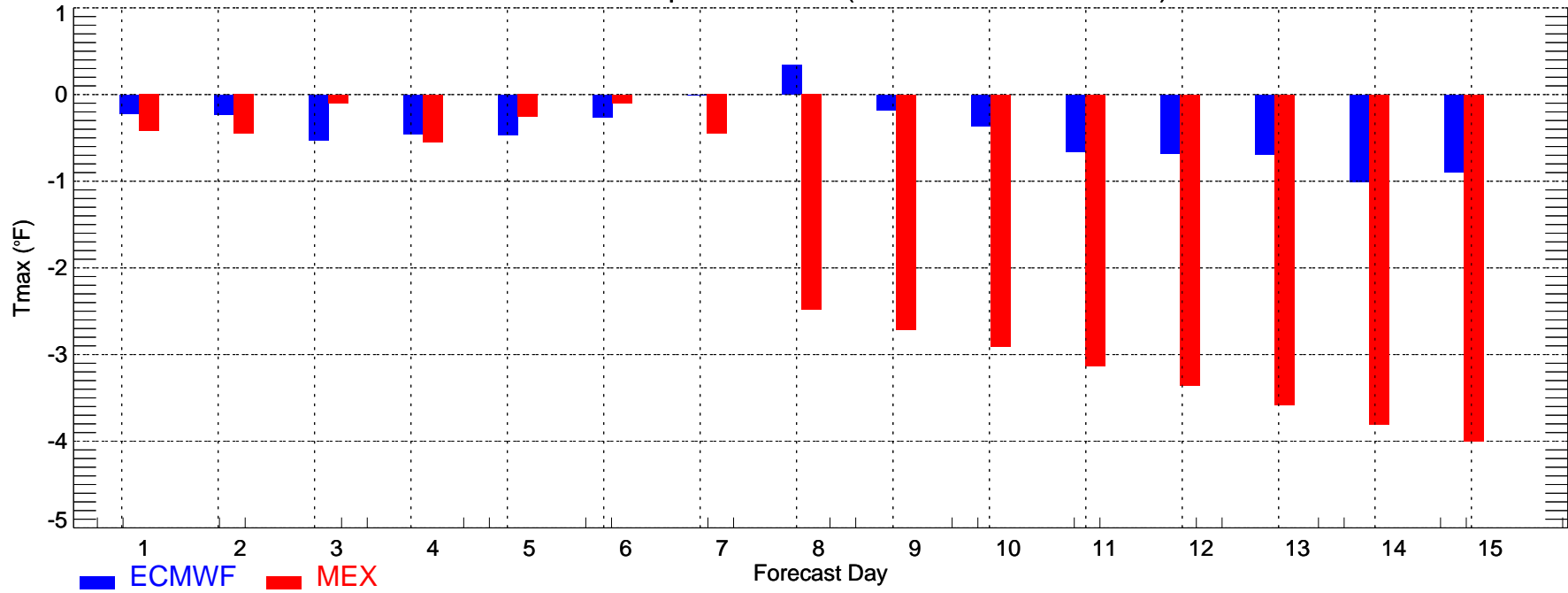
DFW: Max Temperature Bias (2009-05-01_2009-05-31)



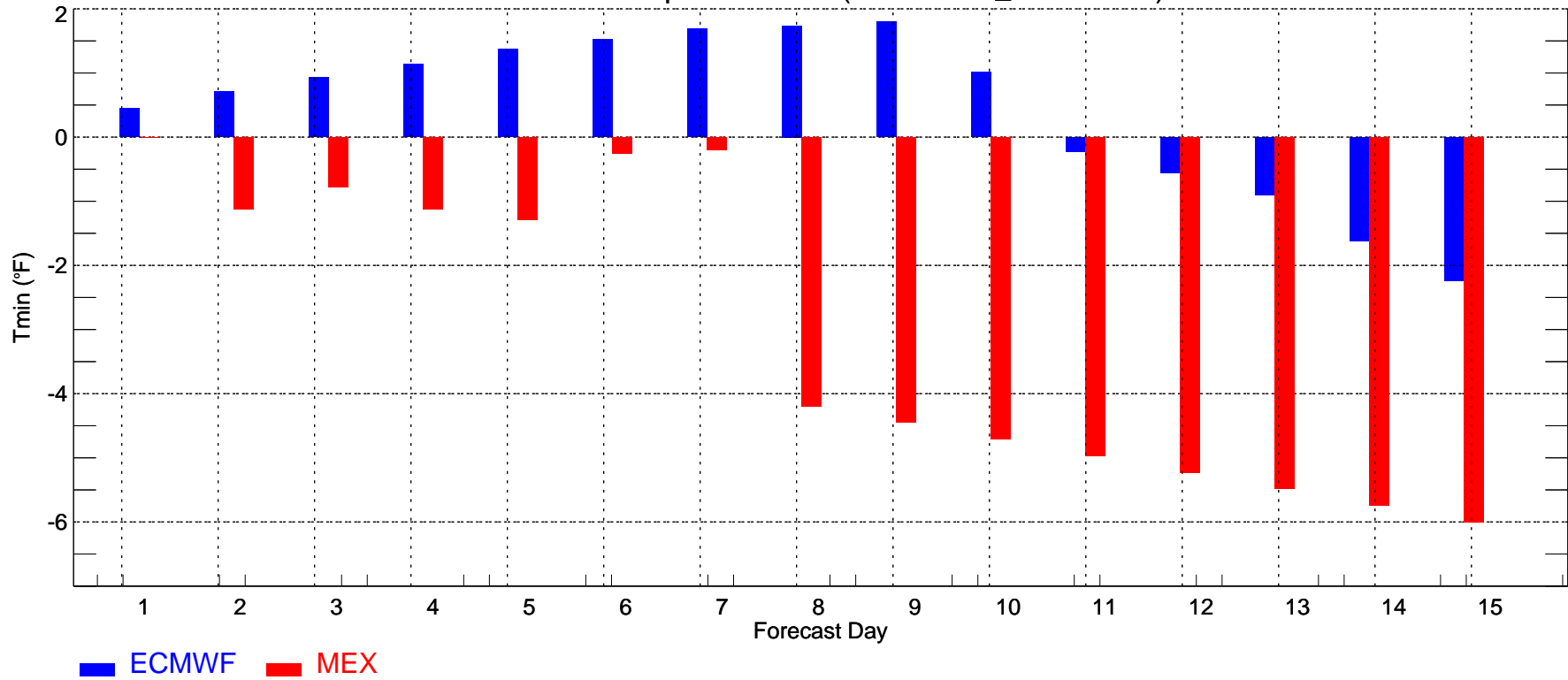
DFW: Min Temperature Bias (2009-05-01_2009-05-31)



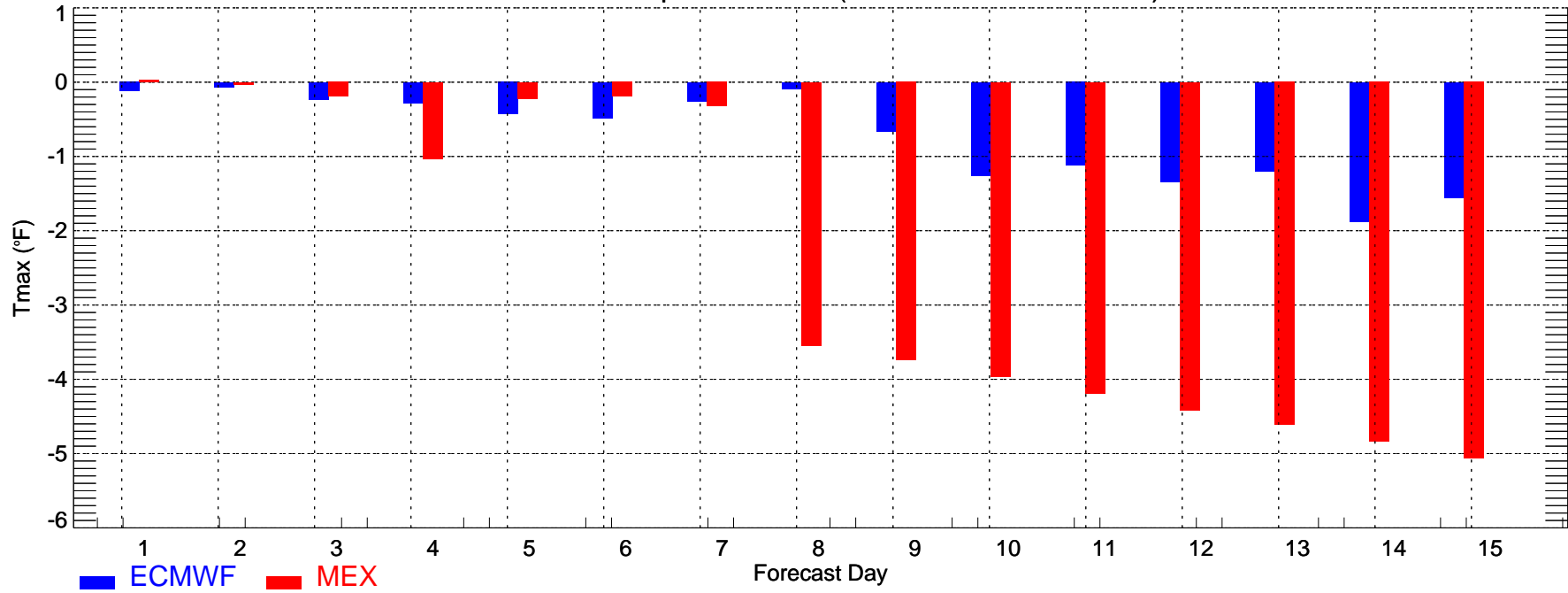
HOU: Max Temperature Bias (2009-05-01_2009-05-31)



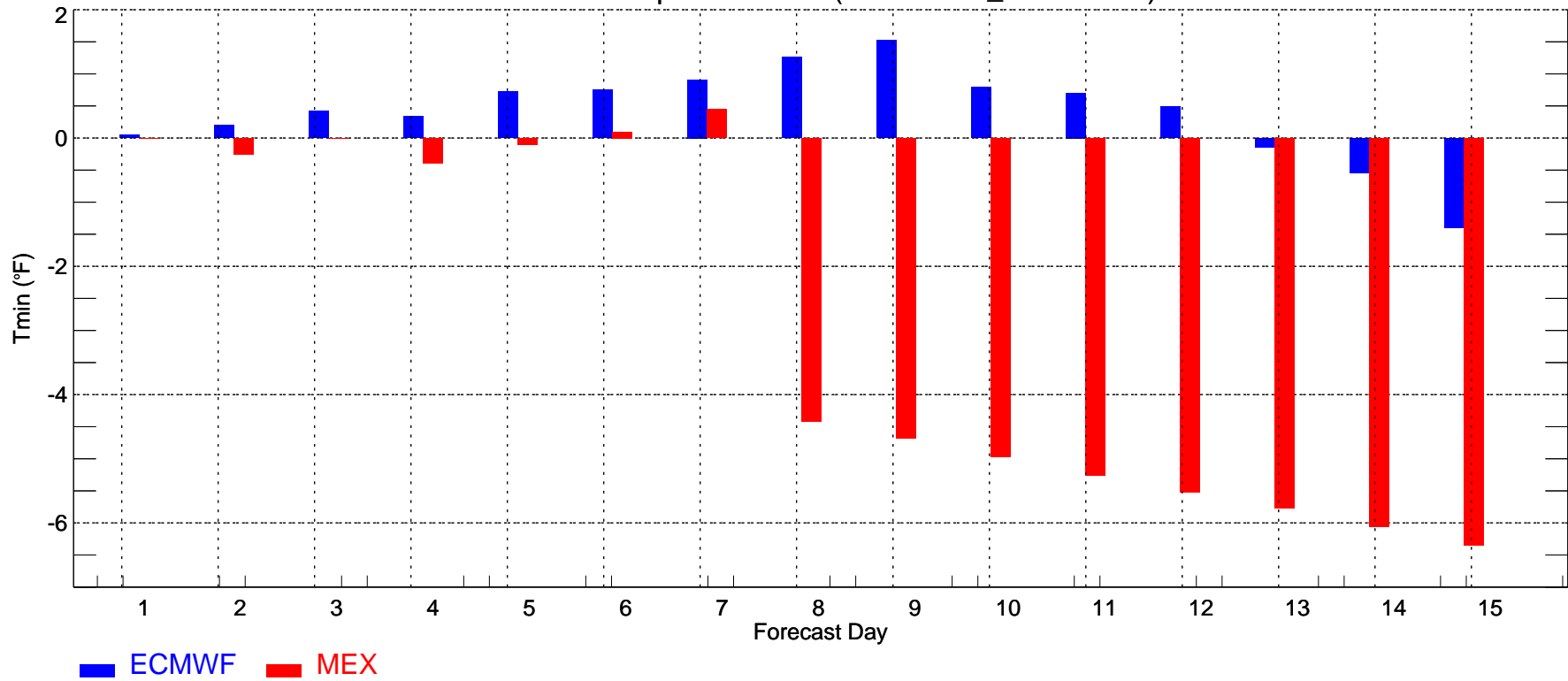
HOU: Min Temperature Bias (2009-05-01_2009-05-31)



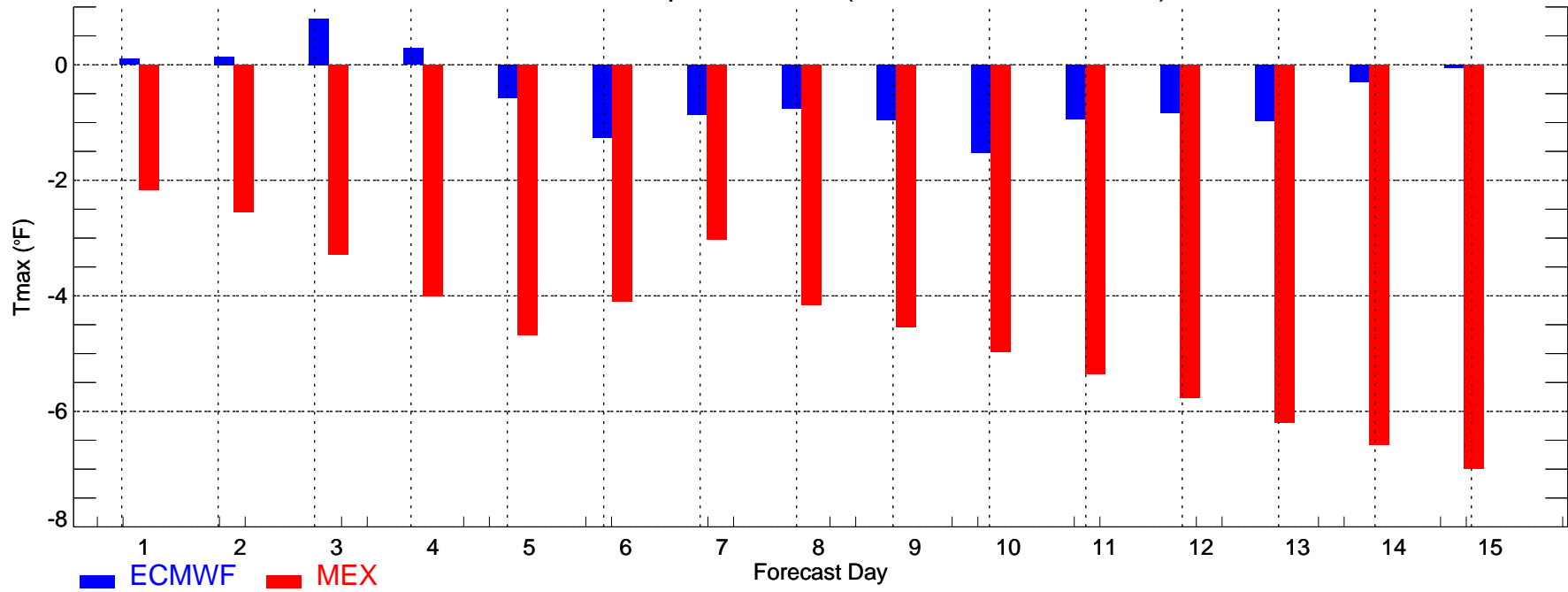
IAH: Max Temperature Bias (2009-05-01_2009-05-31)



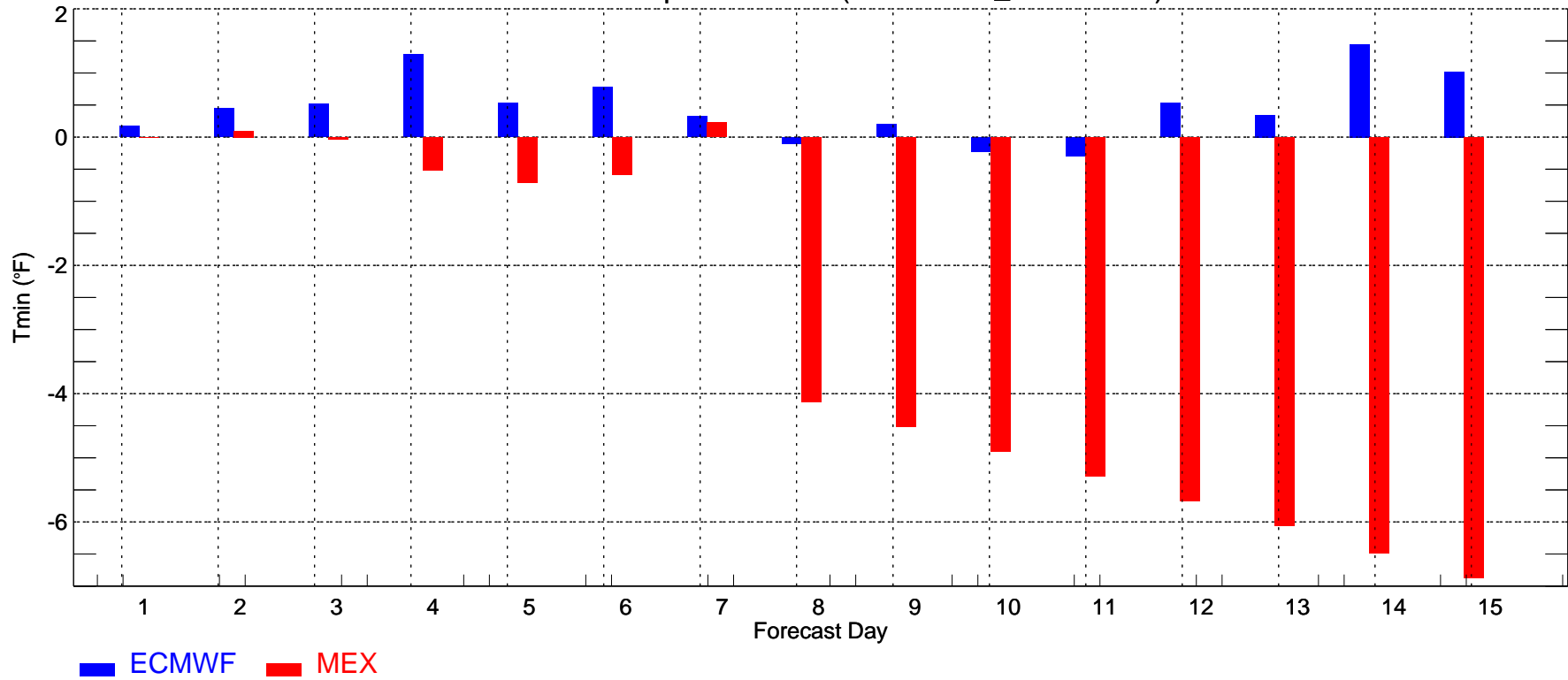
IAH: Min Temperature Bias (2009-05-01_2009-05-31)



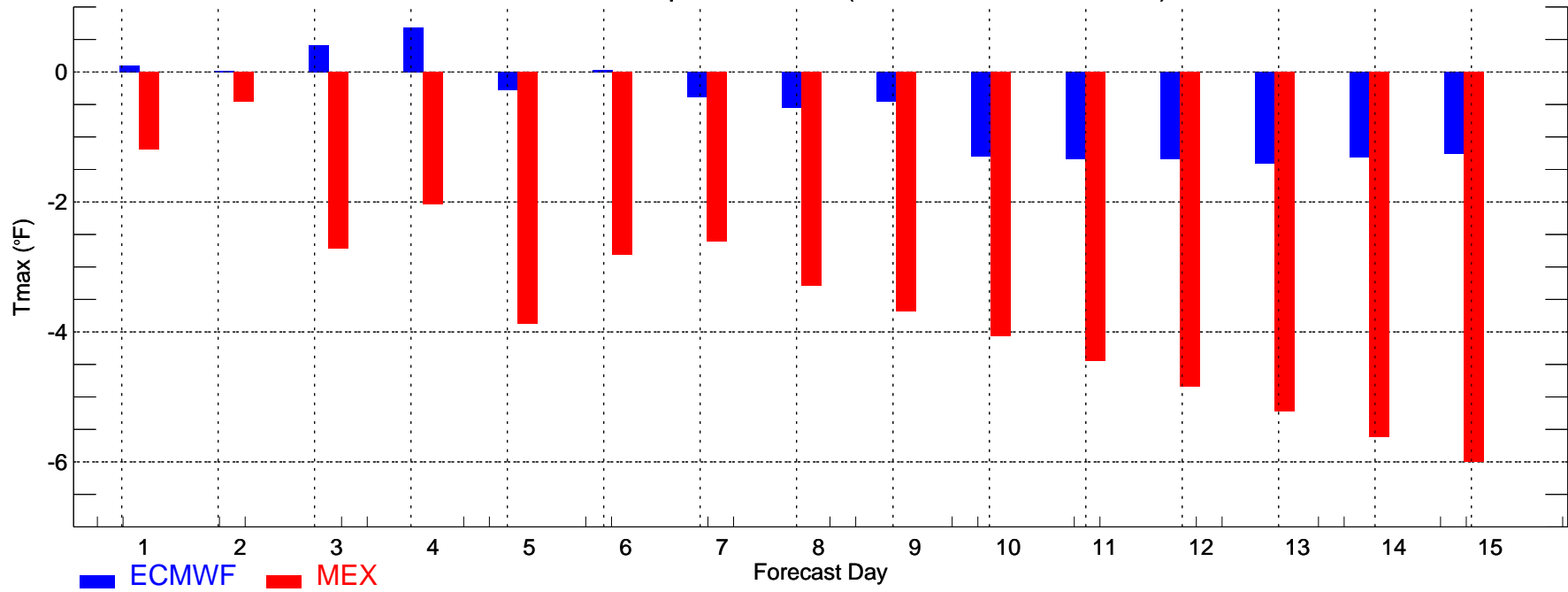
MSP: Max Temperature Bias (2009-05-01_2009-05-31)



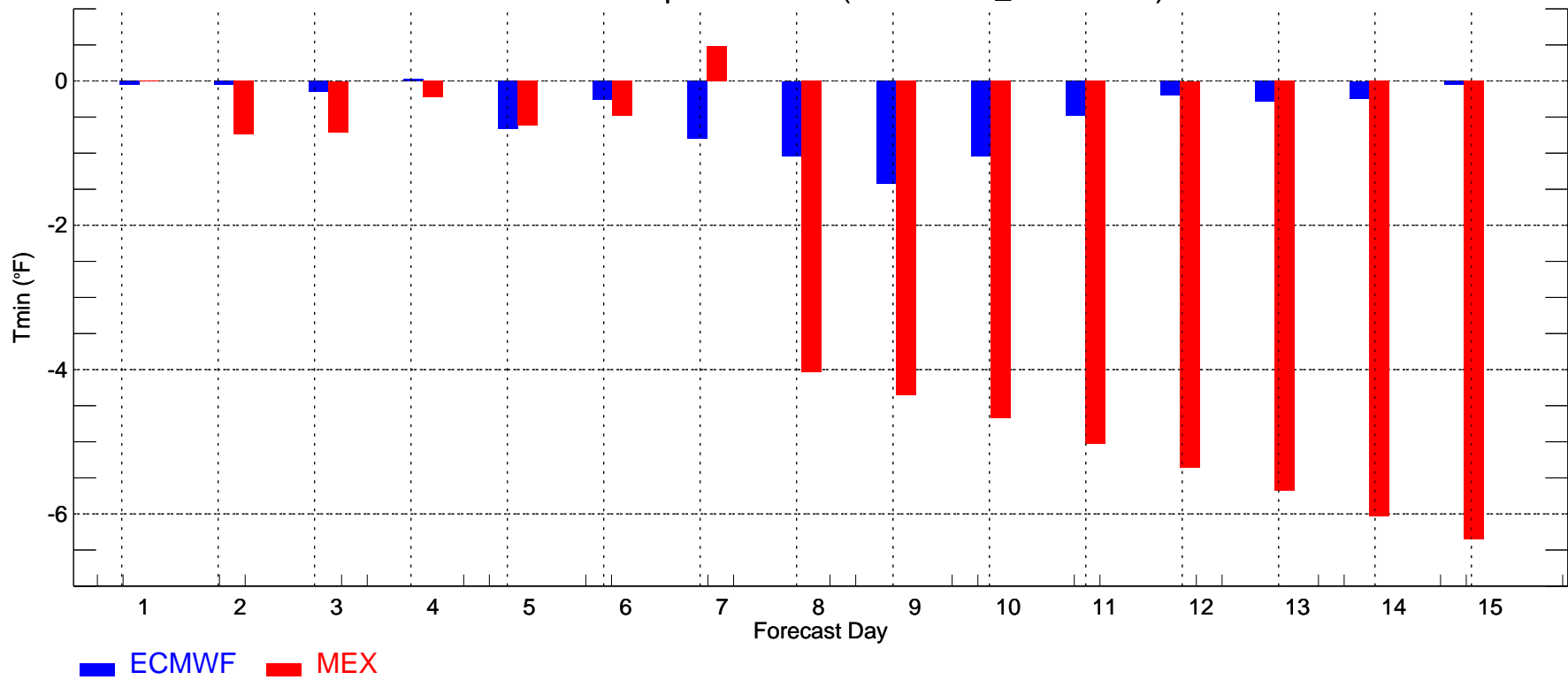
MSP: Min Temperature Bias (2009-05-01_2009-05-31)



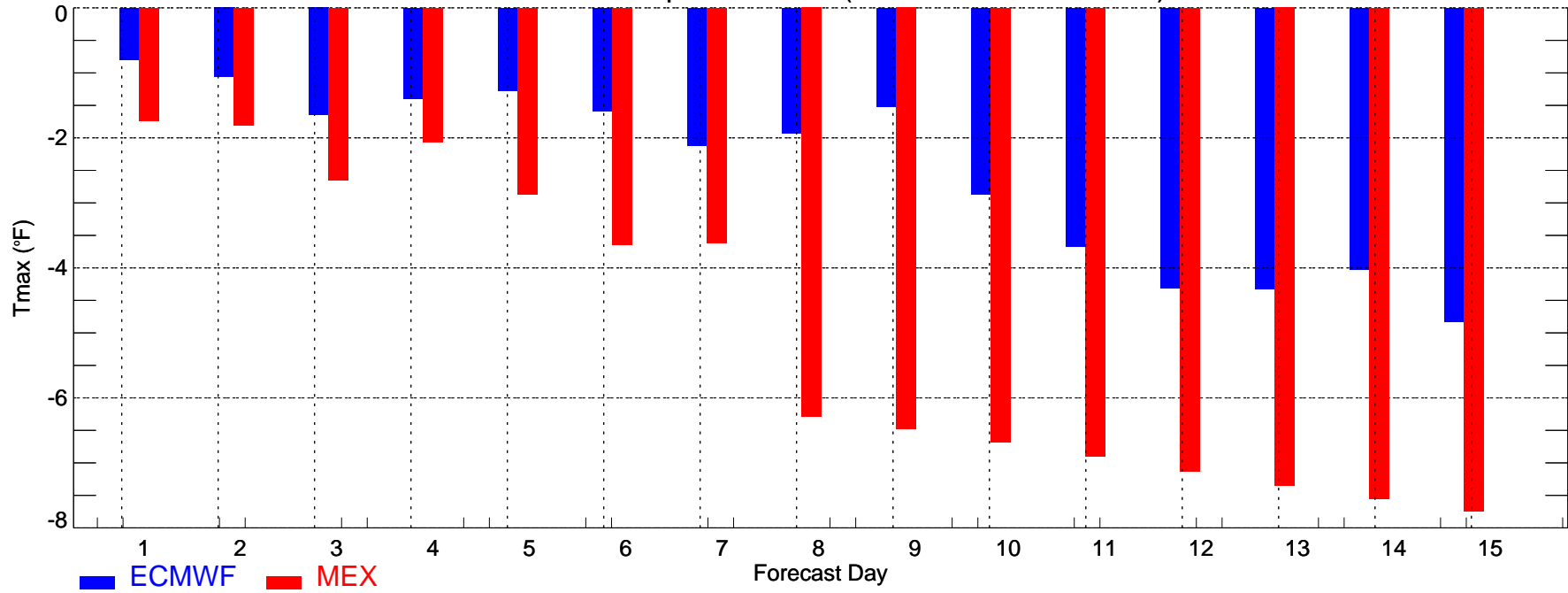
ORD: Max Temperature Bias (2009-05-01_2009-05-31)



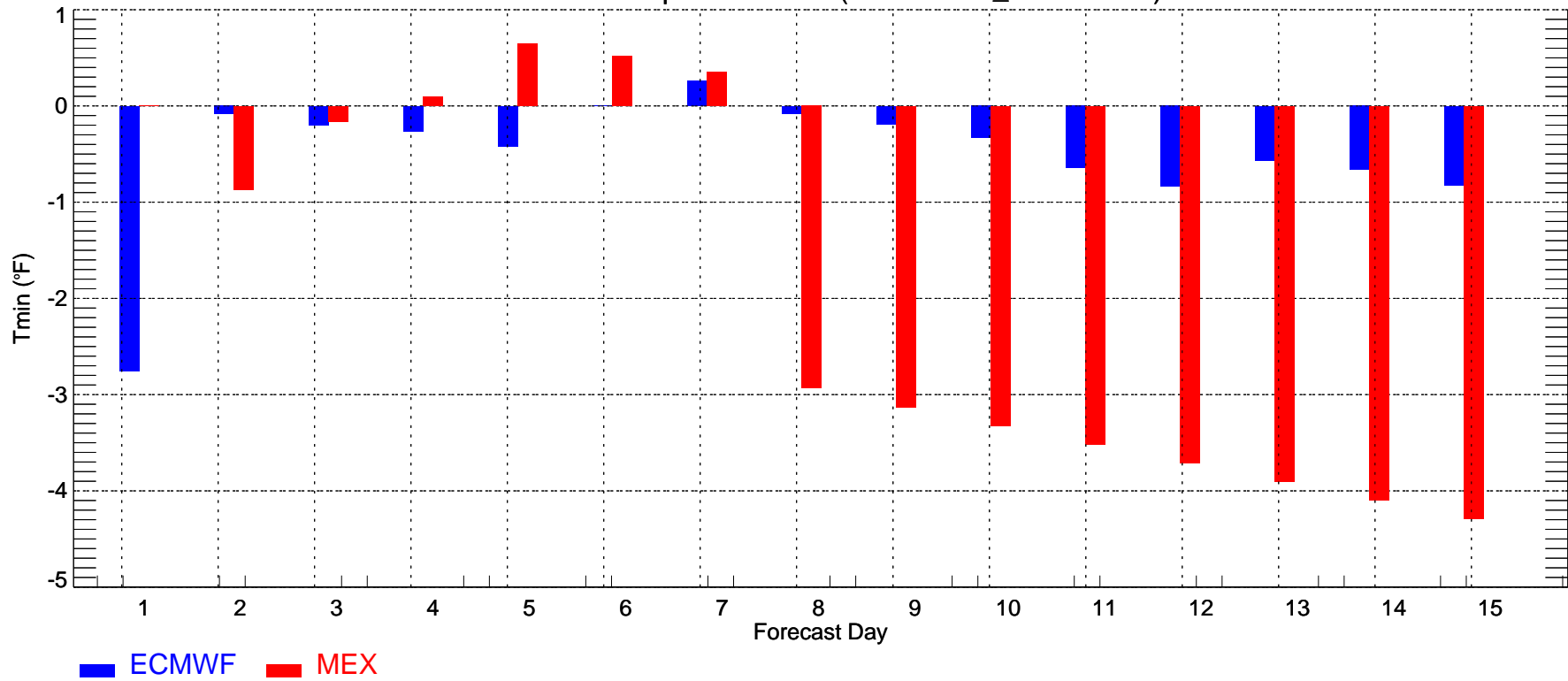
ORD: Min Temperature Bias (2009-05-01_2009-05-31)



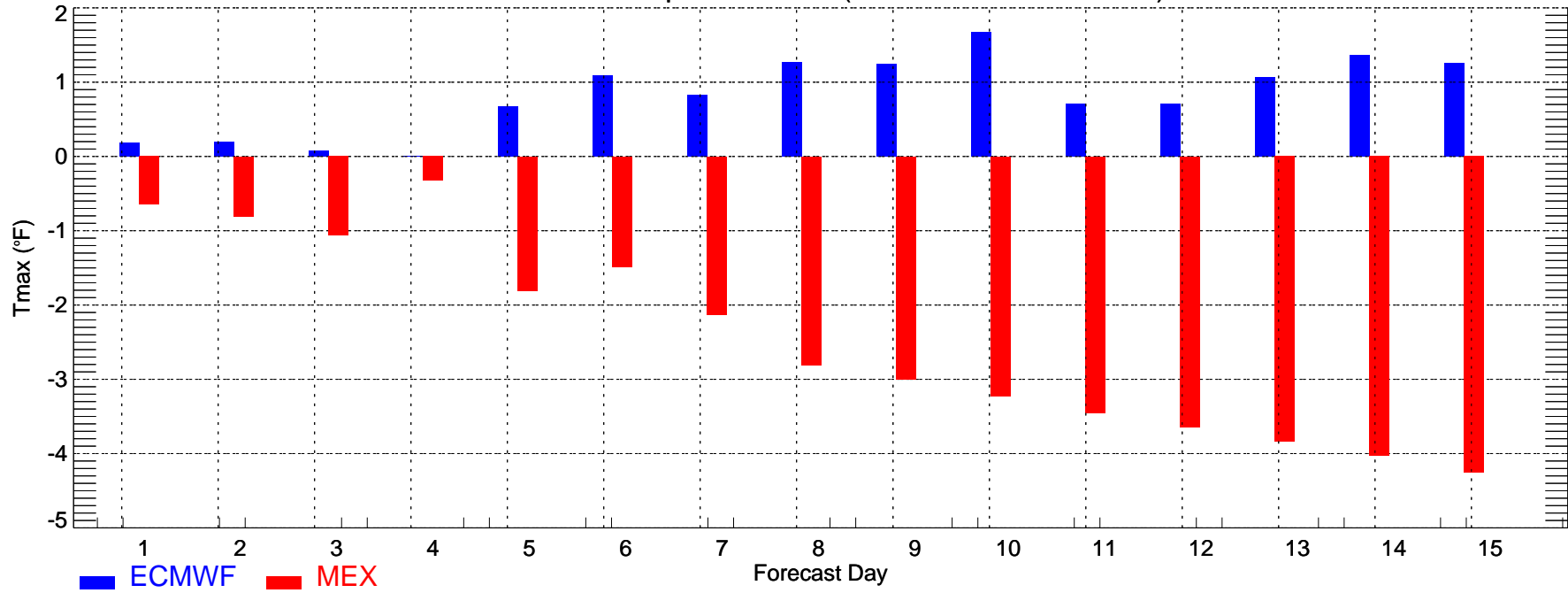
PDX: Max Temperature Bias (2009-05-01_2009-05-31)



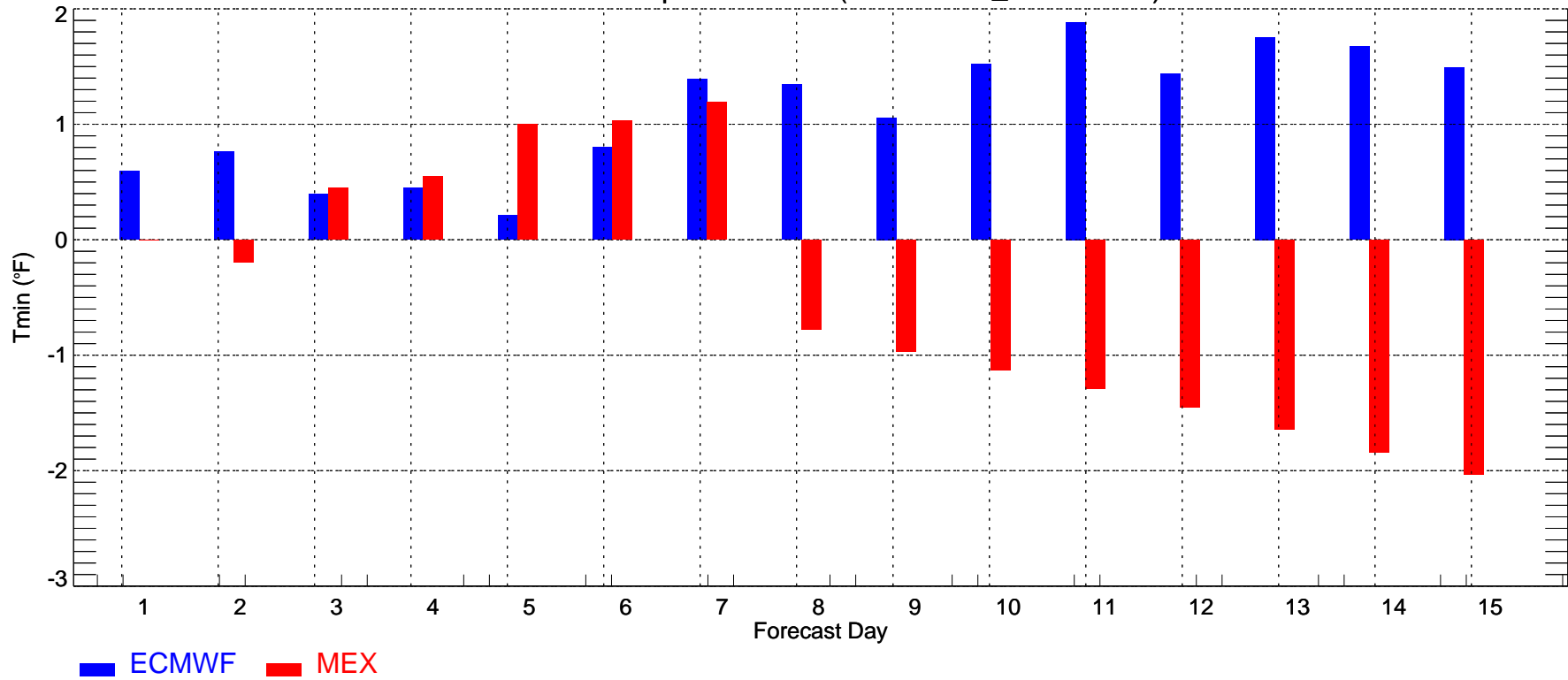
PDX: Min Temperature Bias (2009-05-01_2009-05-31)



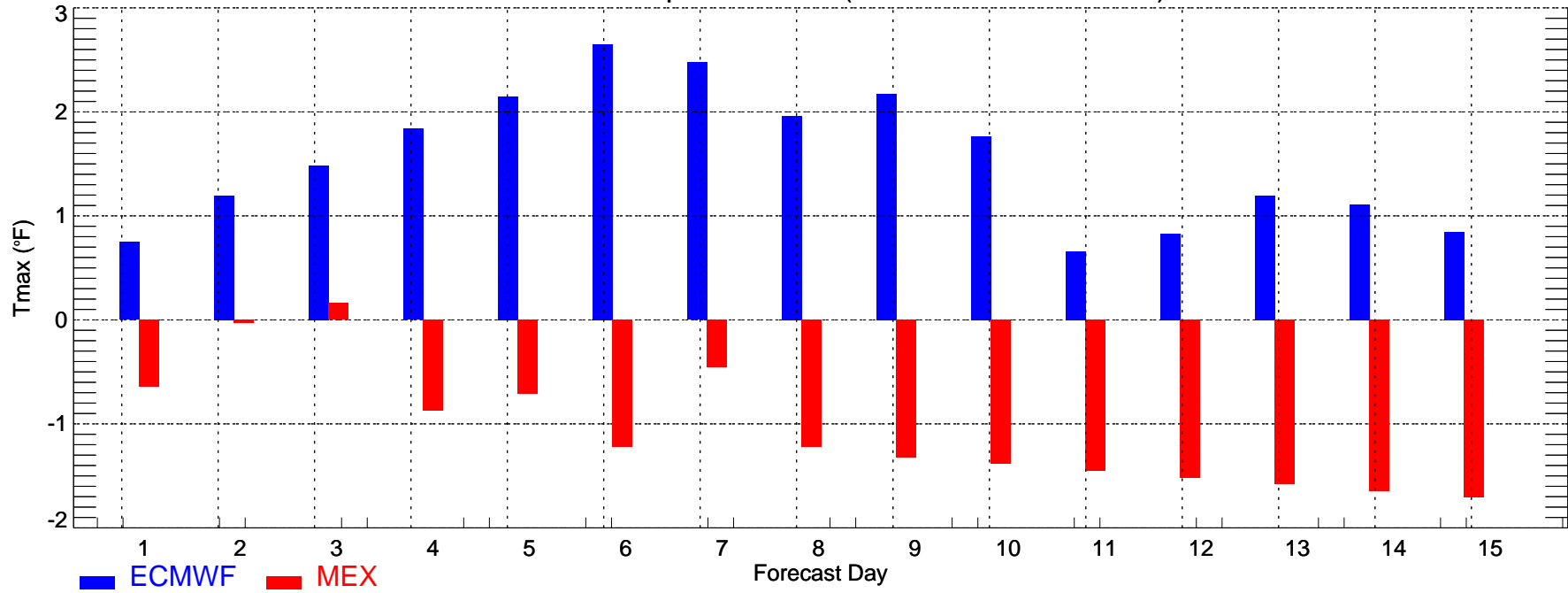
SEA: Max Temperature Bias (2009-05-01_2009-05-31)



SEA: Min Temperature Bias (2009-05-01_2009-05-31)



SFO: Max Temperature Bias (2009-05-01_2009-05-31)



SFO: Min Temperature Bias (2009-05-01_2009-05-31)

