

eCast Monthly External Customized Report for 2011-12-01 ~ 2011-12-31

January 4, 2012

Copyright (c) Atmospheric and Environmental Research (AER), Inc., 2012

AER Proprietary Information --

Release or disclosure only with the expressed written permission of AER

ECMWF Temperature MAE Regional Summary

Max (2011-12-01~2011-12-31)

	Day 1	Day 2	Day 3	Day 4	Day 5	Day 6	Day 7	Day 8	Day 9	Day 10	Day 11	Day 12	Day 13	Day 14	Day 15
CUST2	2.3	2.7	2.9	3.3	3.5	4.0	4.6	4.9	5.3	5.4	5.4	5.5	5.6	5.7	5.9

Min (2011-12-01~2011-12-31)

	Day 1	Day 2	Day 3	Day 4	Day 5	Day 6	Day 7	Day 8	Day 9	Day 10	Day 11	Day 12	Day 13	Day 14	Day 15
CUST2	2.6	2.6	2.9	3.1	3.6	4.0	4.6	4.9	5.4	5.4	5.5	5.4	5.4	5.3	5.4

MEX Temperature MAE Regional Summary

Max (2011-12-01~2011-12-31)

	Day 1	Day 2	Day 3	Day 4	Day 5	Day 6	Day 7	Day 8	Day 9	Day 10	Day 11	Day 12	Day 13	Day 14	Day 15
CUST2	2.5	2.7	3.1	3.6	3.9	4.5	4.8	6.3	6.3	6.3	6.3	6.3	6.3	6.3	6.3

Min (2011-12-01~2011-12-31)

	Day 1	Day 2	Day 3	Day 4	Day 5	Day 6	Day 7	Day 8	Day 9	Day 10	Day 11	Day 12	Day 13	Day 14	Day 15
CUST2	0.0	3.0	3.1	3.3	3.9	4.5	4.7	5.7	5.6	5.6	5.6	5.7	5.7	5.7	5.7

ECMWF Temperature BIAS Regional Summary

Max (2011-12-01~2011-12-31)

	Day 1	Day 2	Day 3	Day 4	Day 5	Day 6	Day 7	Day 8	Day 9	Day 10	Day 11	Day 12	Day 13	Day 14	Day 15
CUST2	-0.0	-0.2	-0.4	-0.6	-0.7	-0.7	-0.9	-1.2	-1.5	-1.9	-2.2	-2.1	-2.0	-1.9	-1.7

Min (2011-12-01~2011-12-31)

	Day 1	Day 2	Day 3	Day 4	Day 5	Day 6	Day 7	Day 8	Day 9	Day 10	Day 11	Day 12	Day 13	Day 14	Day 15
CUST2	0.0	-0.1	-0.1	-0.3	-0.3	-0.2	-0.4	-0.9	-1.1	-1.6	-2.1	-2.0	-1.9	-1.7	-1.4

MEX Temperature BIAS Regional Summary

Max (2011-12-01~2011-12-31)

	Day 1	Day 2	Day 3	Day 4	Day 5	Day 6	Day 7	Day 8	Day 9	Day 10	Day 11	Day 12	Day 13	Day 14	Day 15
CUST2	-0.2	-0.3	-0.4	-0.3	-0.5	-0.9	-0.7	-0.5	-0.3	-0.1	0.2	0.4	0.7	0.9	1.2

Min (2011-12-01~2011-12-31)

	Day 1	Day 2	Day 3	Day 4	Day 5	Day 6	Day 7	Day 8	Day 9	Day 10	Day 11	Day 12	Day 13	Day 14	Day 15
CUST2	0.0	0.9	0.5	0.3	0.3	-0.0	-0.1	-0.8	-0.6	-0.3	-0.1	0.1	0.3	0.6	0.8

ECMWF Temperature MAE in CUST2

Max (2011-12-01~2011-12-31)

	Day 1	Day 2	Day 3	Day 4	Day 5	Day 6	Day 7	Day 8	Day 9	Day 10	Day 11	Day 12	Day 13	Day 14	Day 15
DFW	1.5	2.7	2.9	3.1	3.4	4.2	4.3	5.0	5.7	6.2	6.4	7.0	7.0	7.5	7.7
IAH	2.2	2.8	3.1	3.1	3.0	3.9	4.9	5.5	5.7	5.9	5.9	6.5	7.6	7.9	8.3
LAX	2.6	2.7	2.8	3.0	3.2	3.3	3.2	3.2	3.5	3.9	3.7	3.7	3.9	4.1	4.0
LGA	1.4	1.6	2.0	3.2	3.6	3.9	5.3	5.9	5.9	6.7	6.2	6.3	6.1	6.0	6.5
ORD	2.1	2.4	2.8	3.1	3.5	4.4	4.7	5.5	6.3	6.0	6.7	6.6	6.7	6.6	6.9
PHL	1.3	1.5	2.0	3.1	3.3	3.7	5.6	5.8	6.3	6.8	6.7	6.6	6.5	6.2	6.6
SEA	3.7	3.7	3.8	4.1	4.5	4.8	5.3	5.5	5.8	5.0	4.9	4.4	4.0	4.1	4.1
SFO	3.7	3.7	3.6	3.4	3.4	3.5	3.3	2.9	3.1	3.1	3.1	3.1	3.1	3.1	3.1

Min (2011-12-01~2011-12-31)

	Day 1	Day 2	Day 3	Day 4	Day 5	Day 6	Day 7	Day 8	Day 9	Day 10	Day 11	Day 12	Day 13	Day 14	Day 15
DFW	1.8	2.0	2.4	2.9	3.6	4.5	5.3	6.3	6.7	6.6	7.2	6.9	6.8	6.5	6.4
IAH	2.5	2.4	2.8	3.4	3.8	4.4	5.9	6.6	7.9	8.4	8.8	8.7	8.3	7.9	7.6
LAX	3.5	3.5	3.3	3.4	3.5	3.6	3.7	3.7	3.6	3.8	3.5	3.6	3.2	2.9	2.9
LGA	1.5	1.7	2.7	2.8	3.7	3.9	5.2	5.4	5.7	5.4	5.2	5.2	5.5	5.6	5.7
ORD	2.3	2.7	3.1	3.5	3.9	4.6	4.8	5.1	5.8	5.6	5.6	5.5	5.7	5.9	5.8
PHL	1.8	1.5	1.9	2.4	3.4	3.4	4.2	4.5	4.9	5.1	5.0	4.8	5.1	4.9	5.7
SEA	3.3	3.6	3.3	3.4	3.5	3.9	4.0	4.0	4.4	4.3	4.5	4.7	4.3	4.4	4.6
SFO	3.8	3.6	3.5	3.3	3.3	3.6	3.8	3.9	4.2	4.4	4.1	4.1	4.1	4.2	4.3

MEX Temperature MAE in CUST2

Max (2011-12-01~2011-12-31)

	Day 1	Day 2	Day 3	Day 4	Day 5	Day 6	Day 7	Day 8	Day 9	Day 10	Day 11	Day 12	Day 13	Day 14	Day 15
DFW	2.1	2.2	2.5	3.3	4.3	4.9	5.5	8.0	7.9	7.9	8.0	8.1	8.0	8.2	8.2
IAH	2.4	2.4	3.5	3.8	4.4	5.3	5.3	7.7	7.9	7.9	7.8	7.9	8.1	8.1	8.1
LAX	2.6	2.9	3.2	3.2	3.3	3.5	4.0	4.8	4.8	4.9	4.9	5.0	5.1	5.1	5.3
LGA	3.2	2.6	3.3	4.3	4.0	4.8	4.8	6.8	6.6	6.6	6.5	6.3	6.3	6.3	6.2
ORD	2.6	3.5	3.7	4.6	6.0	6.4	6.4	7.7	7.6	7.6	7.5	7.5	7.3	7.2	7.1
PHL	2.5	3.1	3.6	3.6	3.4	4.8	5.4	7.4	7.4	7.2	7.1	7.1	7.0	6.8	6.8
SEA	2.0	2.6	2.7	3.4	3.4	3.5	3.9	4.8	4.9	5.1	5.2	5.3	5.3	5.3	5.5
SFO	2.2	2.2	2.5	2.8	2.7	3.1	3.2	3.2	3.2	3.2	3.3	3.3	3.2	3.3	3.4

Min (2011-12-01~2011-12-31)

	Day 1	Day 2	Day 3	Day 4	Day 5	Day 6	Day 7	Day 8	Day 9	Day 10	Day 11	Day 12	Day 13	Day 14	Day 15
DFW	0.0	3.1	3.0	3.0	3.9	5.1	5.8	6.0	6.0	5.9	6.0	6.0	6.0	6.0	6.1
IAH	0.0	3.8	4.0	3.4	4.0	5.6	5.5	7.1	7.1	7.0	7.0	7.1	7.0	6.8	6.9
LAX	0.0	3.4	3.5	3.7	3.7	4.1	4.6	3.8	3.9	4.0	4.1	4.2	4.4	4.5	4.5
LGA	0.0	3.6	3.3	3.6	4.5	4.3	4.5	5.6	5.6	5.6	5.5	5.6	5.7	5.7	5.7
ORD	0.0	3.1	3.2	3.4	4.5	5.6	5.7	7.5	7.4	7.2	7.0	6.9	6.6	6.5	6.4
PHL	0.0	3.1	3.1	3.1	3.8	3.5	3.5	5.4	5.4	5.4	5.5	5.5	5.5	5.7	5.7
SEA	0.0	1.9	2.0	3.3	2.9	4.0	4.2	5.4	5.4	5.4	5.5	5.5	5.6	5.6	5.8
SFO	0.0	2.2	2.9	2.9	3.5	3.8	4.1	4.4	4.5	4.5	4.5	4.5	4.6	4.7	4.8

ECMWF Temperature BIAS in CUST2

Max (2011-12-01~2011-12-31)

	Day 1	Day 2	Day 3	Day 4	Day 5	Day 6	Day 7	Day 8	Day 9	Day 10	Day 11	Day 12	Day 13	Day 14	Day 15
DFW	-0.2	-0.5	-0.9	-1.1	-1.0	-1.2	-1.4	-2.3	-2.7	-2.3	-2.1	-1.9	-1.7	-1.4	-0.5
IAH	-0.2	-0.3	-0.4	-0.8	-0.5	-0.6	-1.8	-2.4	-3.3	-3.3	-3.1	-2.3	-2.2	-1.9	-1.0
LAX	-0.1	-0.1	-0.2	-0.6	-0.7	-1.0	-1.1	-0.8	-0.7	-1.0	-1.1	-1.3	-1.7	-2.1	-2.2
LGA	0.2	-0.0	-0.4	-0.9	-1.5	-1.4	-1.7	-2.2	-3.0	-3.5	-3.1	-3.2	-2.7	-2.5	-2.3
ORD	0.3	0.0	-0.2	-0.3	-0.2	-0.2	-0.7	-1.6	-2.4	-3.4	-4.3	-4.1	-3.7	-3.4	-3.4
PHL	-0.0	-0.1	-0.4	-0.5	-0.8	-0.8	-0.8	-1.1	-2.0	-3.8	-4.2	-4.3	-3.7	-3.3	-3.1
SEA	-0.1	0.0	0.2	-0.0	0.2	0.3	0.7	0.5	1.2	1.3	0.8	0.2	-0.3	-0.4	-0.7
SFO	-0.2	-0.4	-0.4	-0.5	-0.8	-0.5	0.0	0.4	0.7	0.6	-0.1	-0.1	-0.2	-0.5	-0.6

Min (2011-12-01~2011-12-31)

	Day 1	Day 2	Day 3	Day 4	Day 5	Day 6	Day 7	Day 8	Day 9	Day 10	Day 11	Day 12	Day 13	Day 14	Day 15
DFW	-0.1	-0.4	-0.7	-1.5	-2.0	-2.4	-2.7	-3.9	-3.7	-4.3	-4.7	-4.0	-3.9	-3.2	-2.4
IAH	-0.6	-0.8	-1.2	-1.7	-1.7	-1.2	-1.2	-3.1	-4.7	-5.1	-5.7	-4.9	-4.6	-4.5	-3.3
LAX	0.6	0.7	0.9	0.7	0.7	0.9	1.1	1.4	1.7	1.6	0.6	0.2	0.2	0.2	0.3
LGA	-0.0	-0.2	-0.3	0.3	0.4	0.6	-1.3	-1.5	-2.4	-2.4	-2.1	-2.1	-1.8	-1.7	-1.3
ORD	0.2	-0.1	-0.2	-0.5	-0.3	-0.4	-0.3	-1.0	-1.6	-3.2	-3.4	-3.4	-3.3	-2.8	-2.7
PHL	-0.3	-0.3	-0.5	-0.4	-0.3	-0.4	-0.5	-1.0	-1.3	-1.8	-2.4	-2.7	-2.2	-1.6	-1.0
SEA	0.0	-0.1	0.1	0.0	-0.1	-0.4	-0.3	-0.0	0.5	0.0	-0.8	-1.0	-1.5	-1.6	-1.8
SFO	0.5	0.6	0.9	1.0	1.1	1.6	1.9	2.3	2.5	2.4	1.7	1.6	1.6	1.6	1.5

MEX Temperature BIAS in CUST2

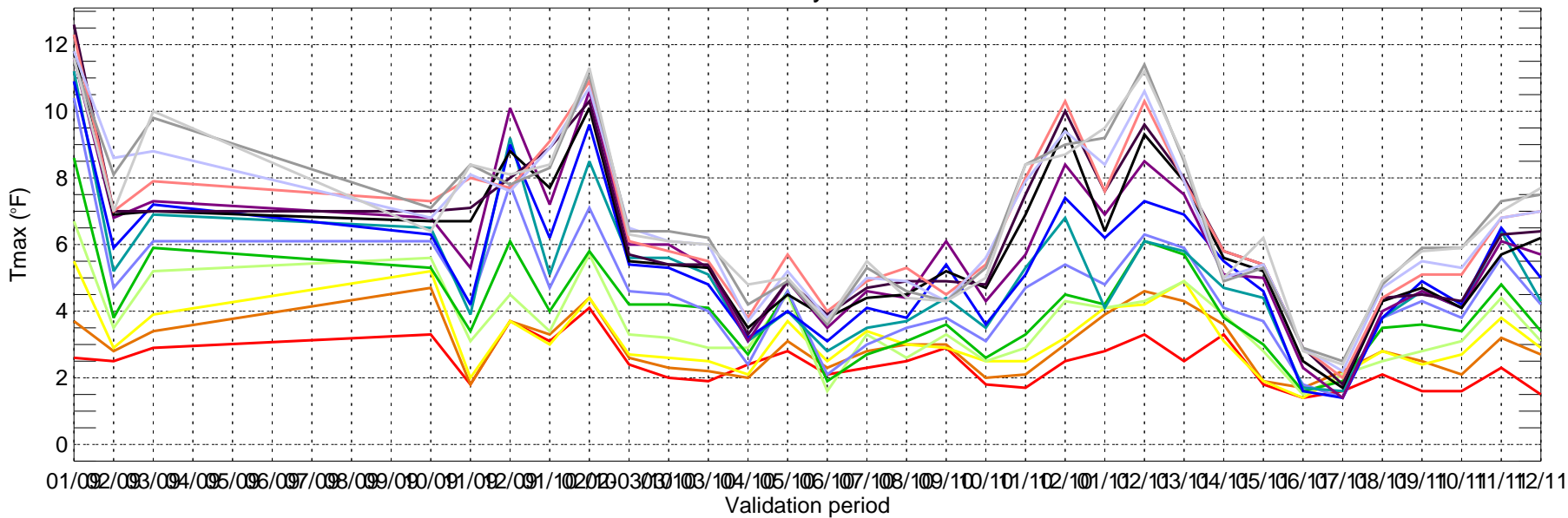
Max (2011-12-01~2011-12-31)

	Day 1	Day 2	Day 3	Day 4	Day 5	Day 6	Day 7	Day 8	Day 9	Day 10	Day 11	Day 12	Day 13	Day 14	Day 15
DFW	0.1	-0.1	-0.7	-0.4	0.0	1.2	1.0	1.7	1.9	2.2	2.4	2.7	2.9	3.2	3.5
IAH	1.0	0.8	0.3	0.1	0.4	-0.2	0.5	2.8	3.0	3.2	3.5	3.6	3.9	4.1	4.3
LAX	0.9	0.7	1.5	0.9	1.1	1.2	2.5	3.2	3.3	3.4	3.5	3.6	3.8	3.9	4.0
LGA	0.6	-0.2	-0.6	0.4	-0.4	-1.3	-2.2	-3.8	-3.5	-3.2	-2.9	-2.6	-2.3	-1.9	-1.6
ORD	-1.5	-2.3	-2.9	-2.9	-4.6	-5.4	-4.9	-5.0	-4.7	-4.3	-3.9	-3.5	-3.1	-2.7	-2.3
PHL	-1.3	-2.3	-2.2	-1.7	-1.5	-3.3	-4.0	-5.0	-4.7	-4.4	-4.0	-3.7	-3.4	-3.0	-2.6
SEA	-1.3	0.3	1.2	0.2	0.3	0.0	0.1	1.8	2.0	2.1	2.2	2.4	2.5	2.7	2.8
SFO	-0.0	0.4	0.3	0.9	0.6	0.9	1.3	0.1	0.3	0.5	0.6	0.8	1.0	1.1	1.3

Min (2011-12-01~2011-12-31)

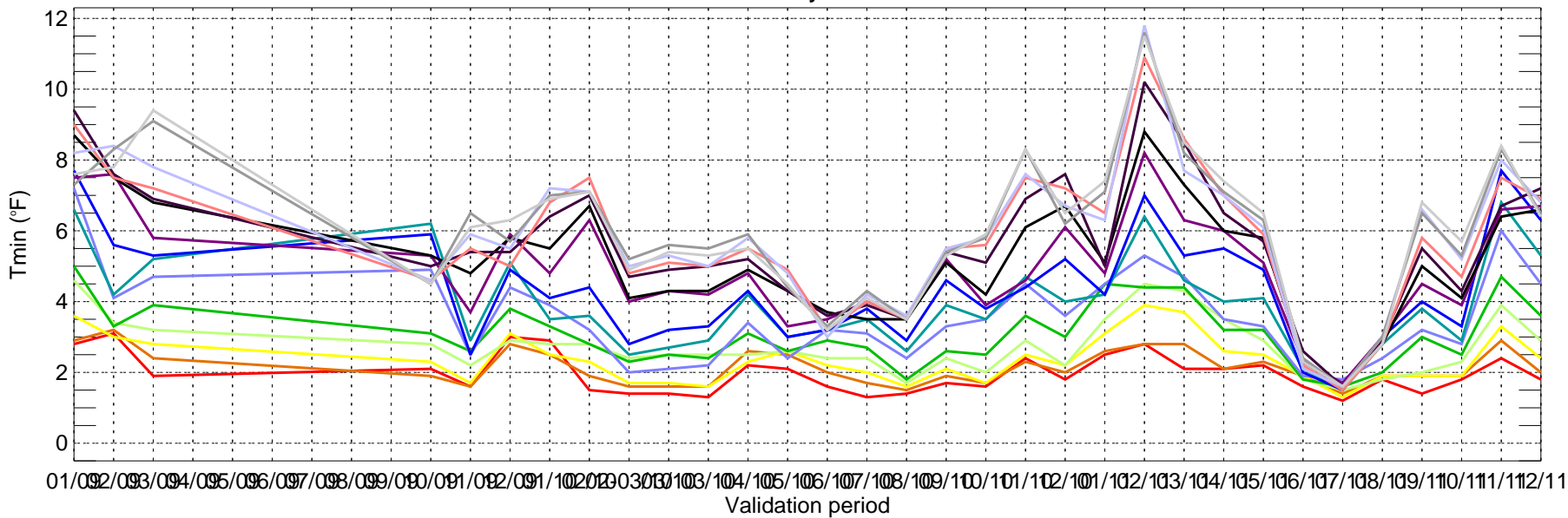
	Day 1	Day 2	Day 3	Day 4	Day 5	Day 6	Day 7	Day 8	Day 9	Day 10	Day 11	Day 12	Day 13	Day 14	Day 15
DFW	0.0	0.2	-0.3	-1.0	-1.1	-1.6	-1.1	-0.5	-0.3	0.0	0.2	0.5	0.7	1.0	1.3
IAH	0.0	0.6	-0.2	-0.5	-1.7	-2.5	-1.8	-2.0	-1.8	-1.6	-1.5	-1.2	-1.0	-0.8	-0.5
LAX	0.0	2.5	2.7	2.8	3.0	3.4	4.2	3.5	3.5	3.6	3.8	3.9	4.0	4.2	4.3
LGA	0.0	2.8	2.3	2.6	2.9	2.7	1.6	-2.8	-2.5	-2.2	-1.9	-1.5	-1.2	-0.9	-0.6
ORD	0.0	-0.5	-0.7	-1.5	-2.5	-4.0	-3.9	-5.8	-5.5	-5.1	-4.7	-4.4	-4.0	-3.6	-3.3
PHL	0.0	1.5	1.5	0.9	1.7	0.2	-1.0	-2.4	-2.1	-1.8	-1.5	-1.3	-0.9	-0.6	-0.4
SEA	0.0	0.5	-0.8	-0.6	-0.2	0.7	-0.2	2.2	2.3	2.5	2.6	2.7	2.8	2.9	3.0
SFO	0.0	-0.5	-0.3	0.0	0.4	1.0	1.5	1.7	1.8	1.9	2.1	2.3	2.4	2.5	2.6

DFW: ECMWF MAE of Tmax for Monthly Period from 2009-01-01 ~ 2011-12-31



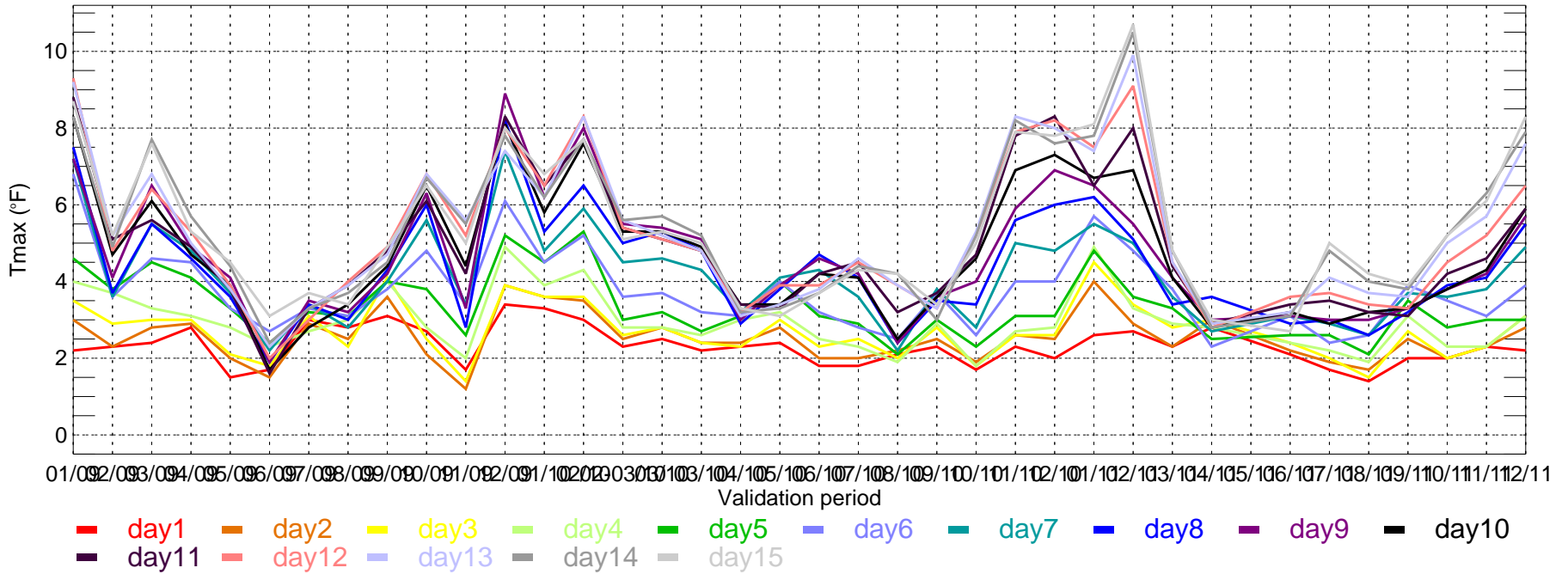
- day1
- day2
- day3
- day4
- day5
- day6
- day7
- day8
- day9
- day10
- day11
- day12
- day13
- day14
- day15

DFW: ECMWF MAE of Tmin for Monthly Period from 2009-01-01 ~ 2011-12-31

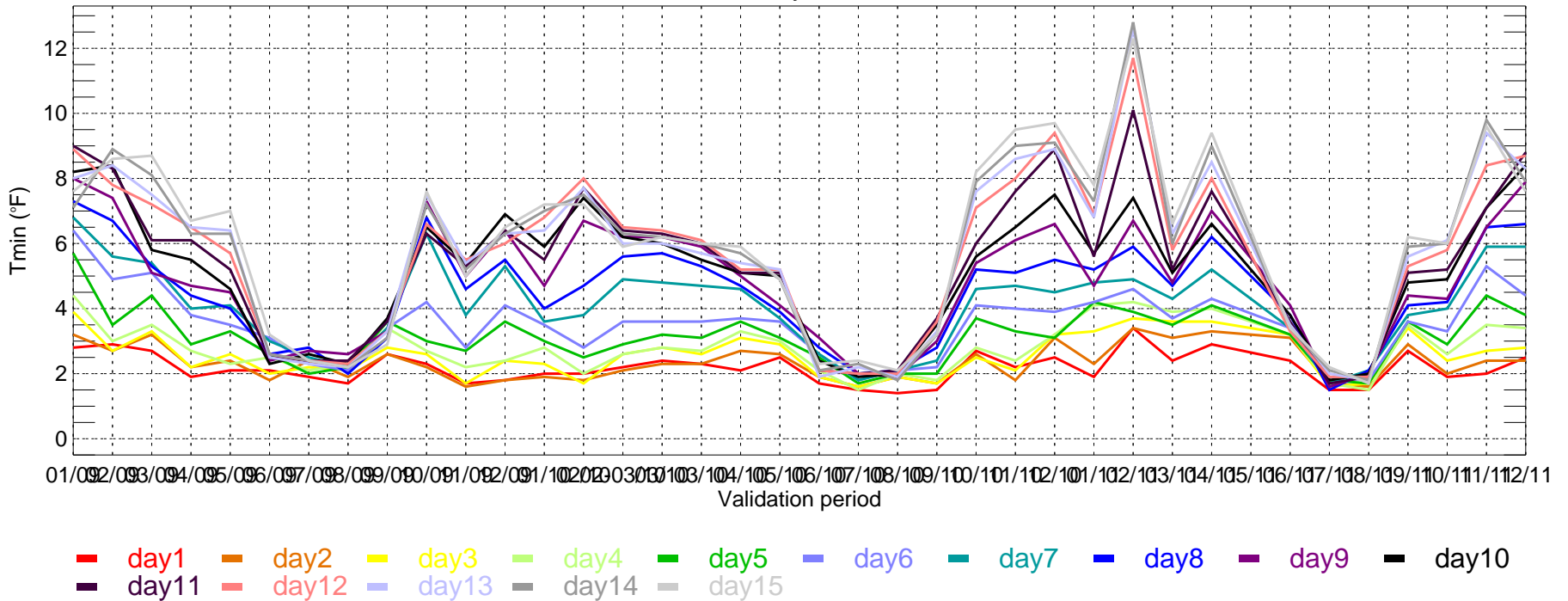


- day1
- day2
- day3
- day4
- day5
- day6
- day7
- day8
- day9
- day10
- day11
- day12
- day13
- day14
- day15

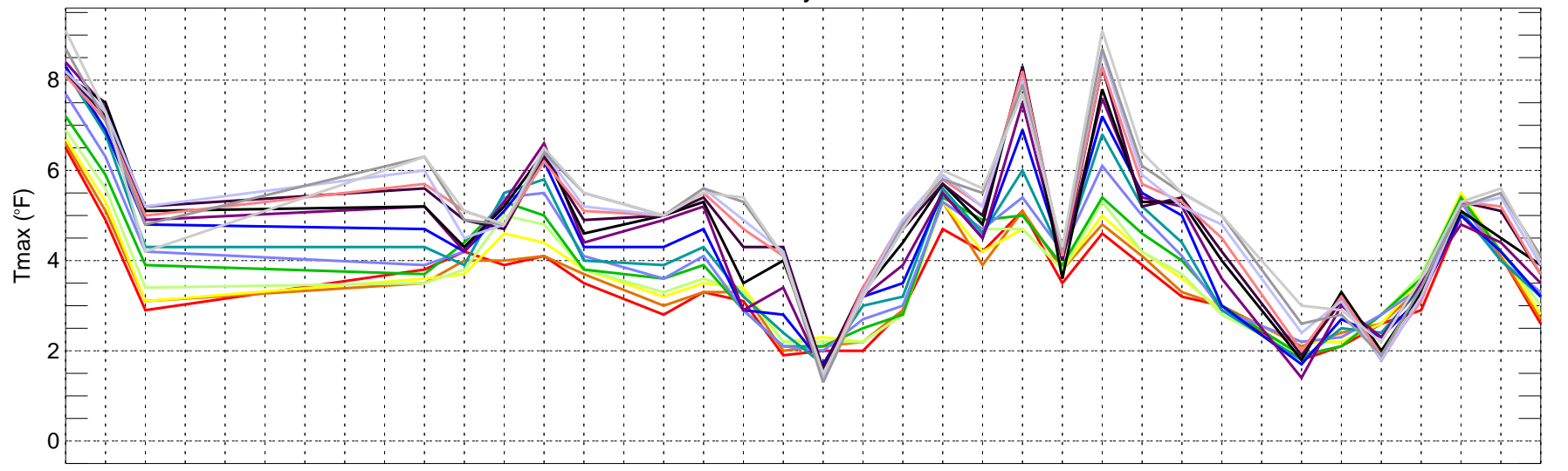
IAH: ECMWF MAE of Tmax for Monthly Period from 2009-01-01 ~ 2011-12-31



IAH: ECMWF MAE of Tmin for Monthly Period from 2009-01-01 ~ 2011-12-31



LAX: ECMWF MAE of Tmax for Monthly Period from 2009-01-01 ~ 2011-12-31

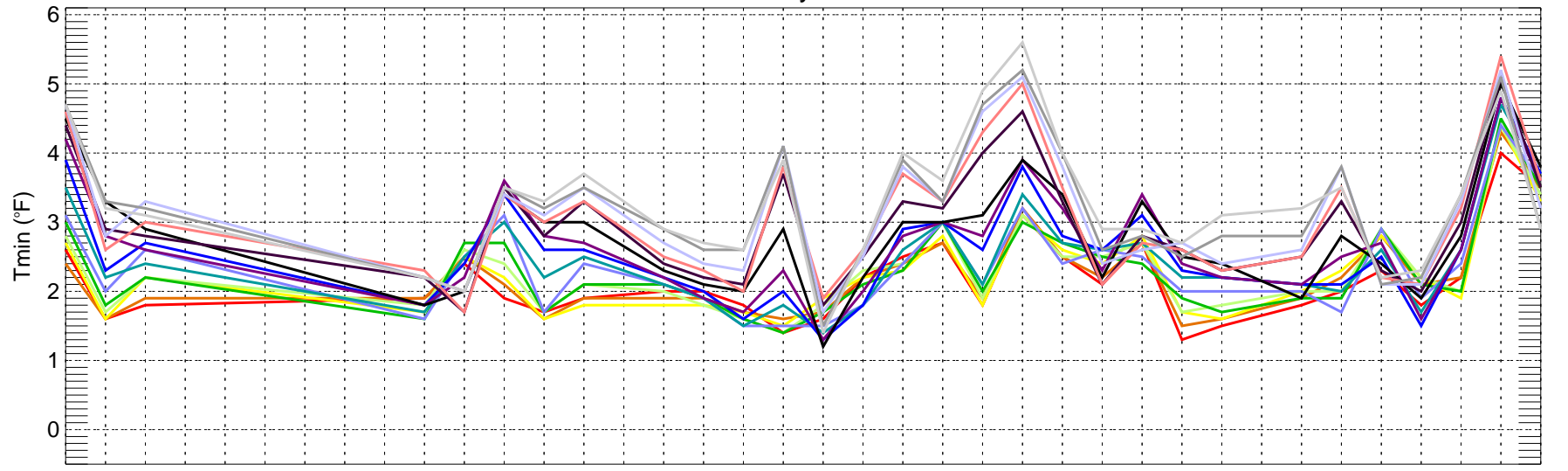


01/01/09 02/01/09 03/01/09 04/01/09 05/01/09 06/01/09 07/01/09 08/01/09 09/01/09 10/01/09 11/01/09 12/01/09 01/01/10 02/01/10 03/01/10 04/01/10 05/01/10 06/01/10 07/01/10 08/01/10 09/01/10 10/01/10 11/01/10 12/01/10 01/01/11 02/01/11 03/01/11 04/01/11 05/01/11 06/01/11 07/01/11 08/01/11 09/01/11 10/01/11 11/01/11 12/01/11

Validation period

- day1
- day2
- day3
- day4
- day5
- day6
- day7
- day8
- day9
- day10
- day11
- day12
- day13
- day14
- day15

LAX: ECMWF MAE of Tmin for Monthly Period from 2009-01-01 ~ 2011-12-31

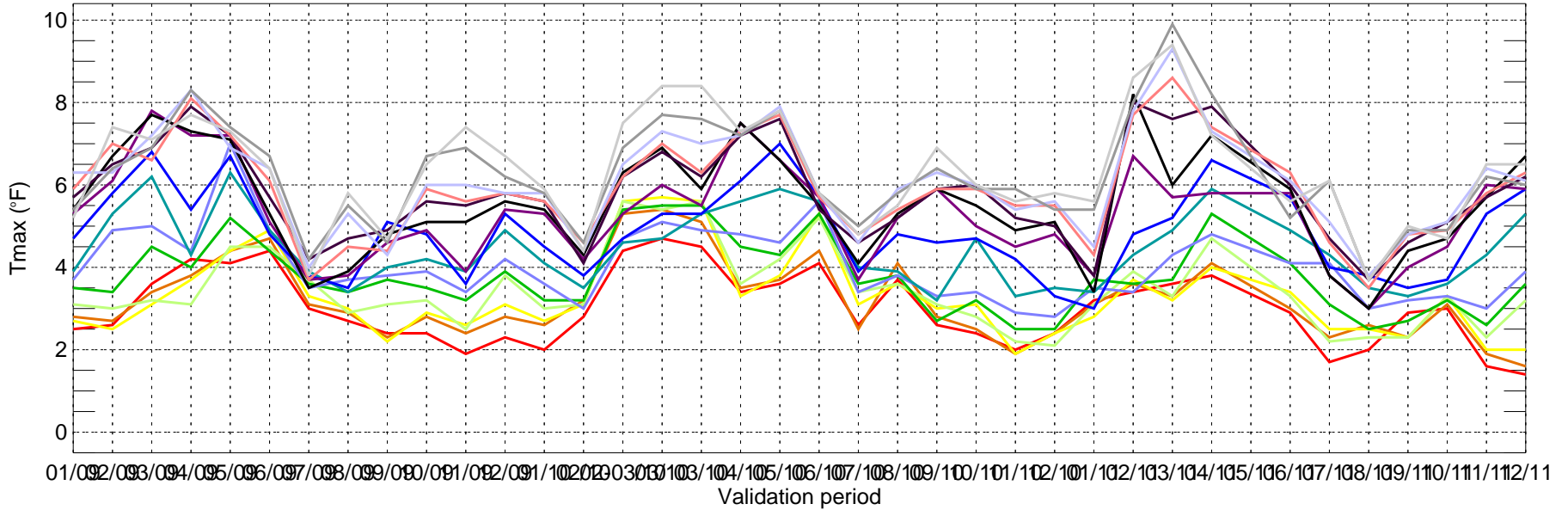


01/01/09 02/01/09 03/01/09 04/01/09 05/01/09 06/01/09 07/01/09 08/01/09 09/01/09 10/01/09 11/01/09 12/01/09 01/01/10 02/01/10 03/01/10 04/01/10 05/01/10 06/01/10 07/01/10 08/01/10 09/01/10 10/01/10 11/01/10 12/01/10 01/01/11 02/01/11 03/01/11 04/01/11 05/01/11 06/01/11 07/01/11 08/01/11 09/01/11 10/01/11 11/01/11 12/01/11

Validation period

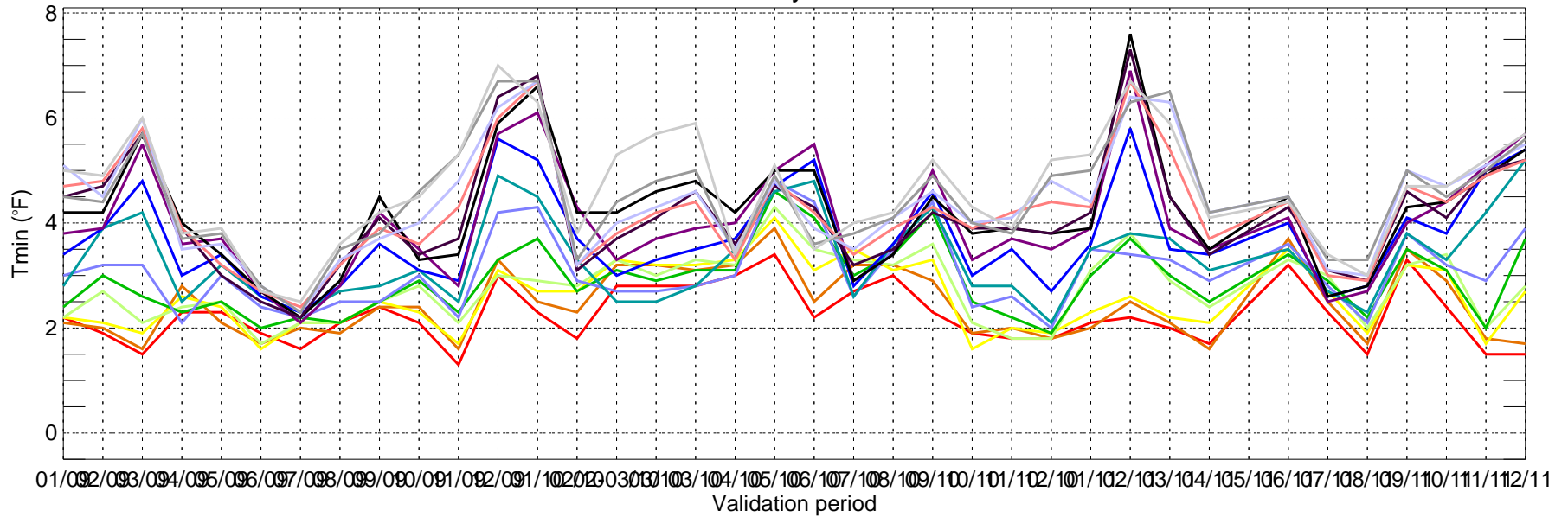
- day1
- day2
- day3
- day4
- day5
- day6
- day7
- day8
- day9
- day10
- day11
- day12
- day13
- day14
- day15

LGA: ECMWF MAE of Tmax for Monthly Period from 2009-01-01 ~ 2011-12-31



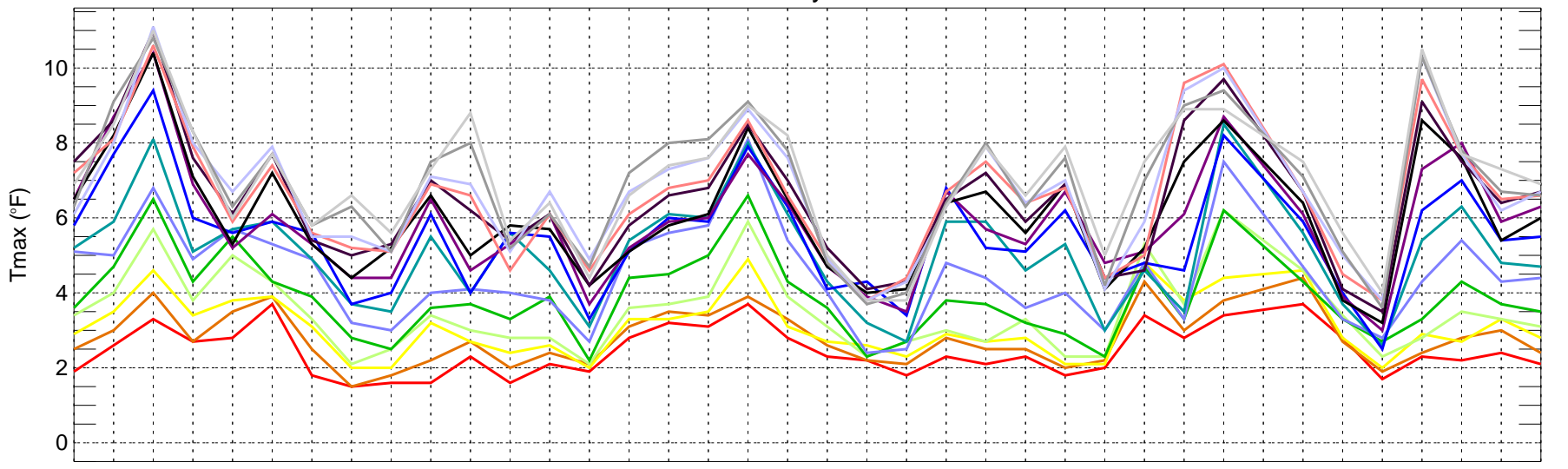
- day1
- day2
- day3
- day4
- day5
- day6
- day7
- day8
- day9
- day10
- day11
- day12
- day13
- day14
- day15

LGA: ECMWF MAE of Tmin for Monthly Period from 2009-01-01 ~ 2011-12-31



- day1
- day2
- day3
- day4
- day5
- day6
- day7
- day8
- day9
- day10
- day11
- day12
- day13
- day14
- day15

ORD: ECMWF MAE of Tmax for Monthly Period from 2009-01-01 ~ 2011-12-31

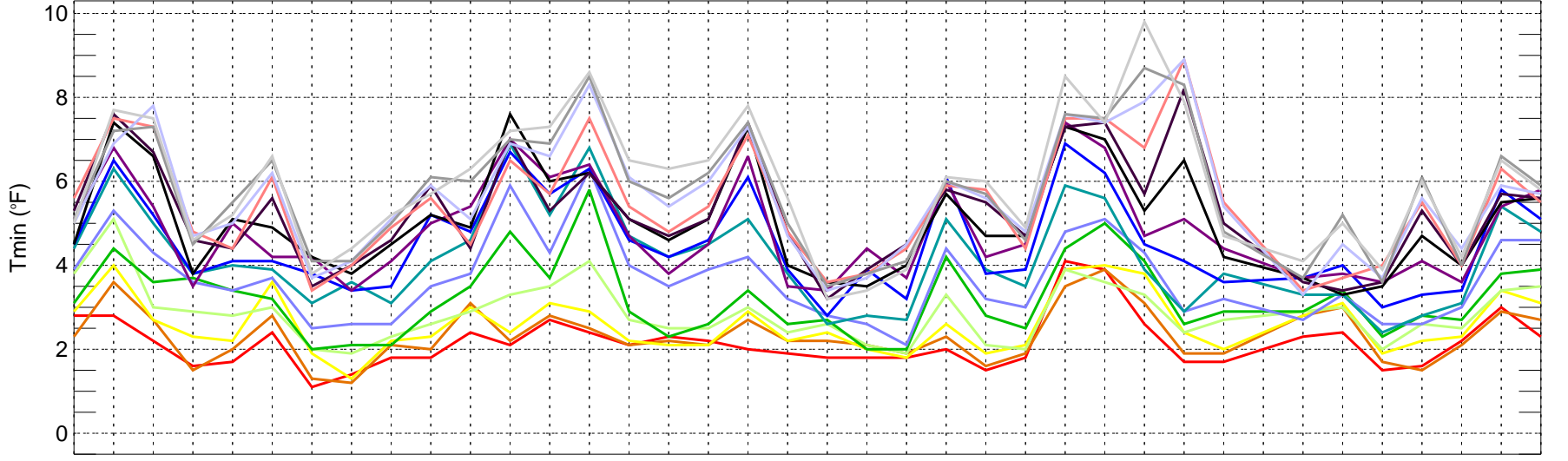


01/01/09 02/01/09 03/01/09 04/01/09 05/01/09 06/01/09 07/01/09 08/01/09 09/01/09 10/01/09 11/01/09 12/01/09 01/01/10 02/01/10 03/01/10 04/01/10 05/01/10 06/01/10 07/01/10 08/01/10 09/01/10 10/01/10 11/01/10 12/01/10 01/01/11 02/01/11 03/01/11 04/01/11 05/01/11 06/01/11 07/01/11 08/01/11 09/01/11 10/01/11 11/01/11

Validation period

- day1
- day2
- day3
- day4
- day5
- day6
- day7
- day8
- day9
- day10
- day11
- day12
- day13
- day14
- day15

ORD: ECMWF MAE of Tmin for Monthly Period from 2009-01-01 ~ 2011-12-31

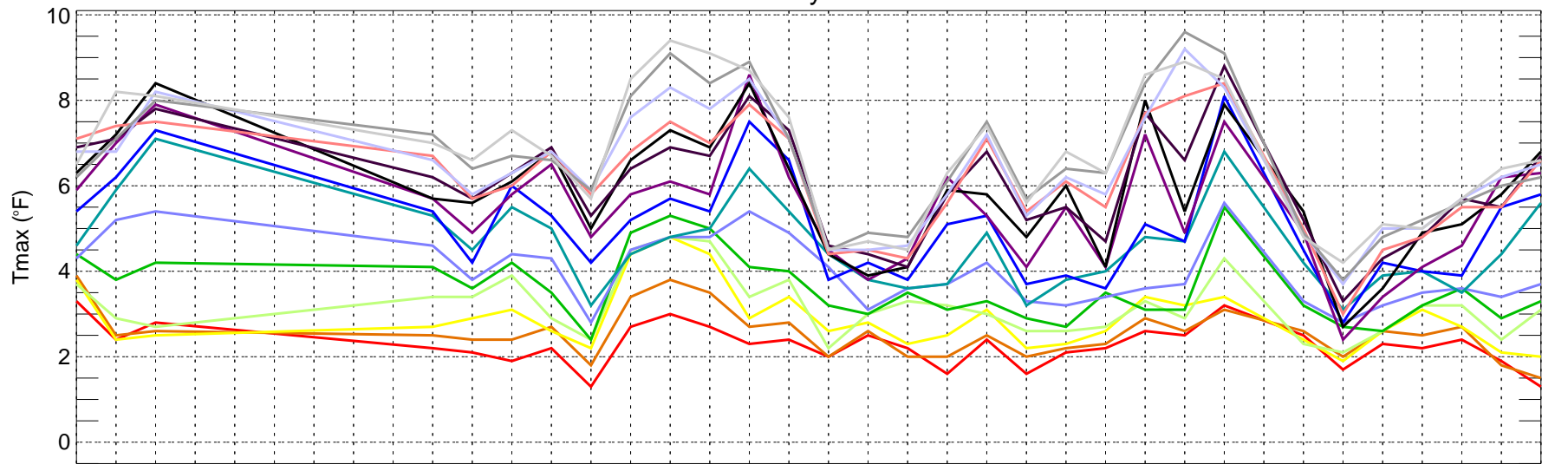


01/01/09 02/01/09 03/01/09 04/01/09 05/01/09 06/01/09 07/01/09 08/01/09 09/01/09 10/01/09 11/01/09 12/01/09 01/01/10 02/01/10 03/01/10 04/01/10 05/01/10 06/01/10 07/01/10 08/01/10 09/01/10 10/01/10 11/01/10 12/01/10 01/01/11 02/01/11 03/01/11 04/01/11 05/01/11 06/01/11 07/01/11 08/01/11 09/01/11 10/01/11 11/01/11

Validation period

- day1
- day2
- day3
- day4
- day5
- day6
- day7
- day8
- day9
- day10
- day11
- day12
- day13
- day14
- day15

PHL: ECMWF MAE of Tmax for Monthly Period from 2009-01-01 ~ 2011-12-31

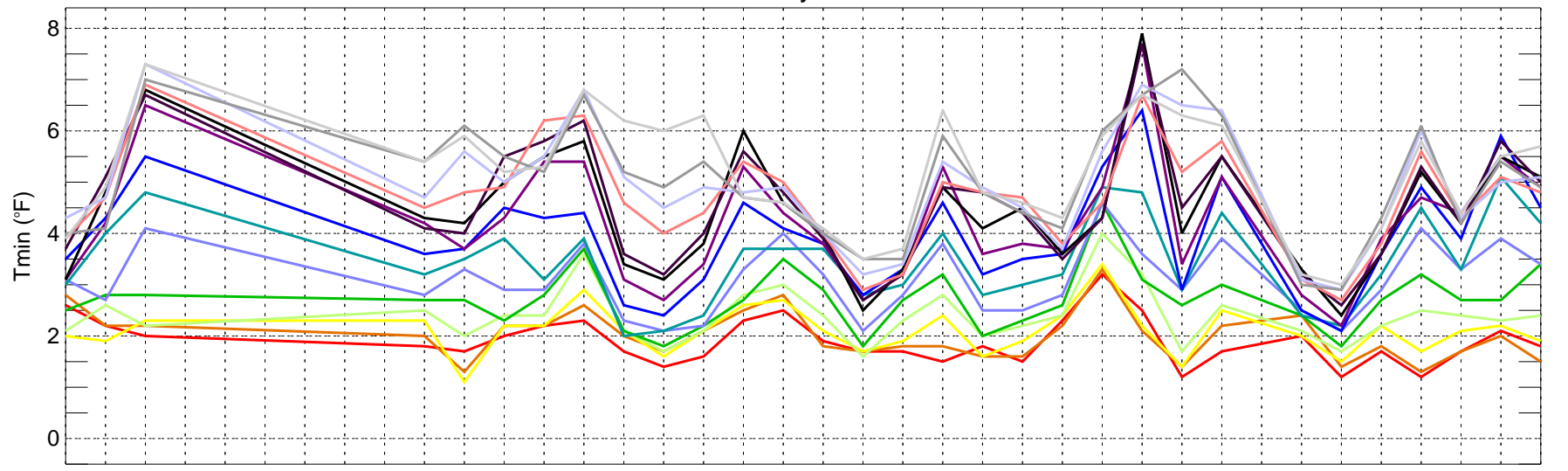


01/02/09 02/03/09 03/04/09 04/05/09 05/06/09 06/07/09 07/08/09 08/09/09 09/10/09 10/11/09 11/12/09 12/01/10 01/02/10 02/03/10 03/04/10 04/05/10 05/06/10 06/07/10 07/08/10 08/09/10 09/10/10 10/11/10 11/12/10 12/01/11 01/02/11 02/03/11 03/04/11 04/05/11 05/06/11 06/07/11 07/08/11 08/09/11 09/10/11 10/11/11 11/12/11

Validation period

- day1
- day2
- day3
- day4
- day5
- day6
- day7
- day8
- day9
- day10
- day11
- day12
- day13
- day14
- day15

PHL: ECMWF MAE of Tmin for Monthly Period from 2009-01-01 ~ 2011-12-31

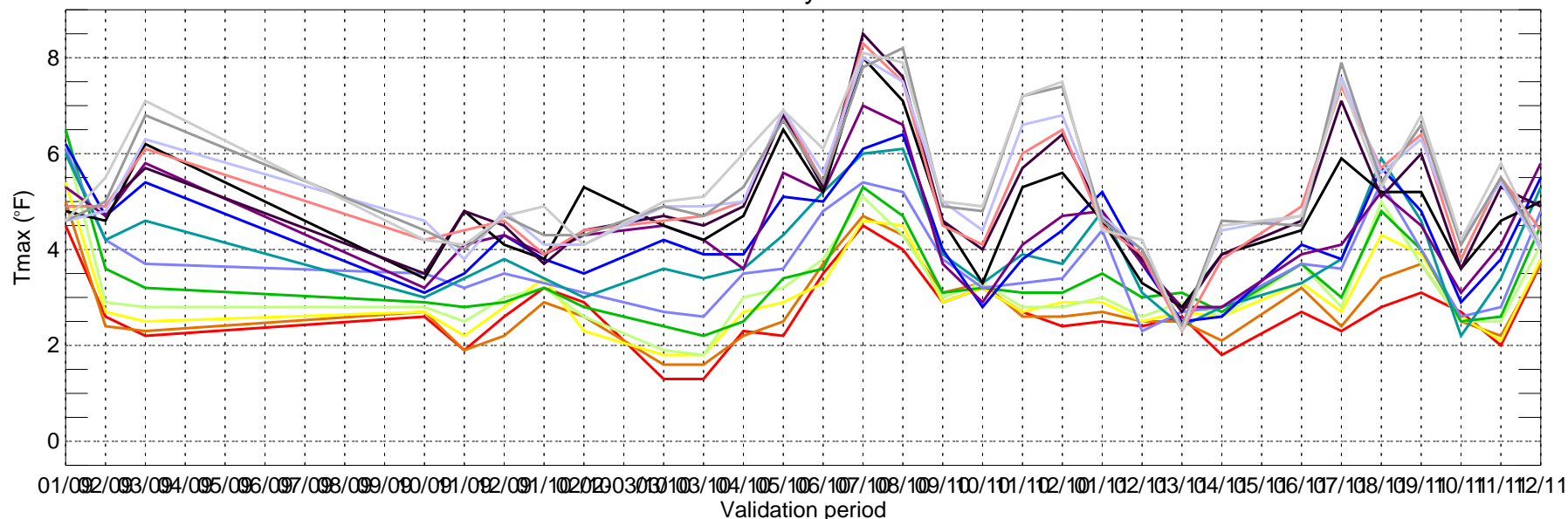


01/02/09 02/03/09 03/04/09 04/05/09 05/06/09 06/07/09 07/08/09 08/09/09 09/10/09 10/11/09 11/12/09 12/01/10 01/02/10 02/03/10 03/04/10 04/05/10 05/06/10 06/07/10 07/08/10 08/09/10 09/10/10 10/11/10 11/12/10 12/01/11 01/02/11 02/03/11 03/04/11 04/05/11 05/06/11 06/07/11 07/08/11 08/09/11 09/10/11 10/11/11 11/12/11

Validation period

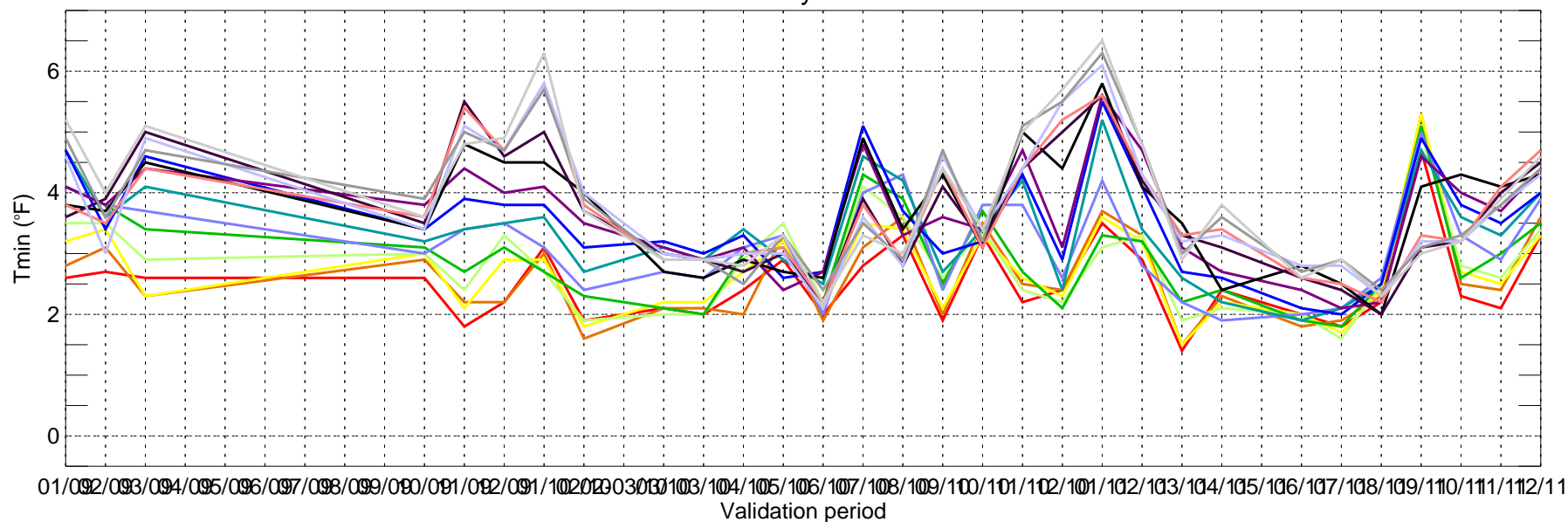
- day1
- day2
- day3
- day4
- day5
- day6
- day7
- day8
- day9
- day10
- day11
- day12
- day13
- day14
- day15

SEA: ECMWF MAE of Tmax for Monthly Period from 2009-01-01 ~ 2011-12-31



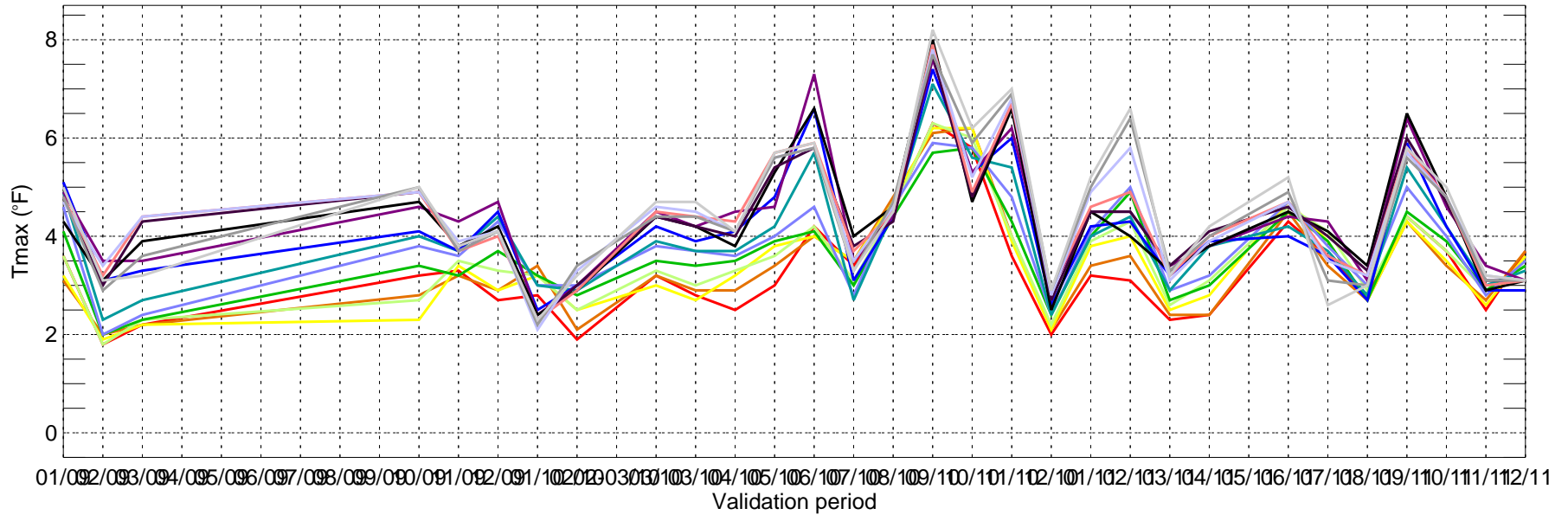
■ day1 ■ day2 ■ day3 ■ day4 ■ day5 ■ day6 ■ day7 ■ day8 ■ day9 ■ day10
■ day11 ■ day12 ■ day13 ■ day14 ■ day15

SEA: ECMWF MAE of Tmin for Monthly Period from 2009-01-01 ~ 2011-12-31



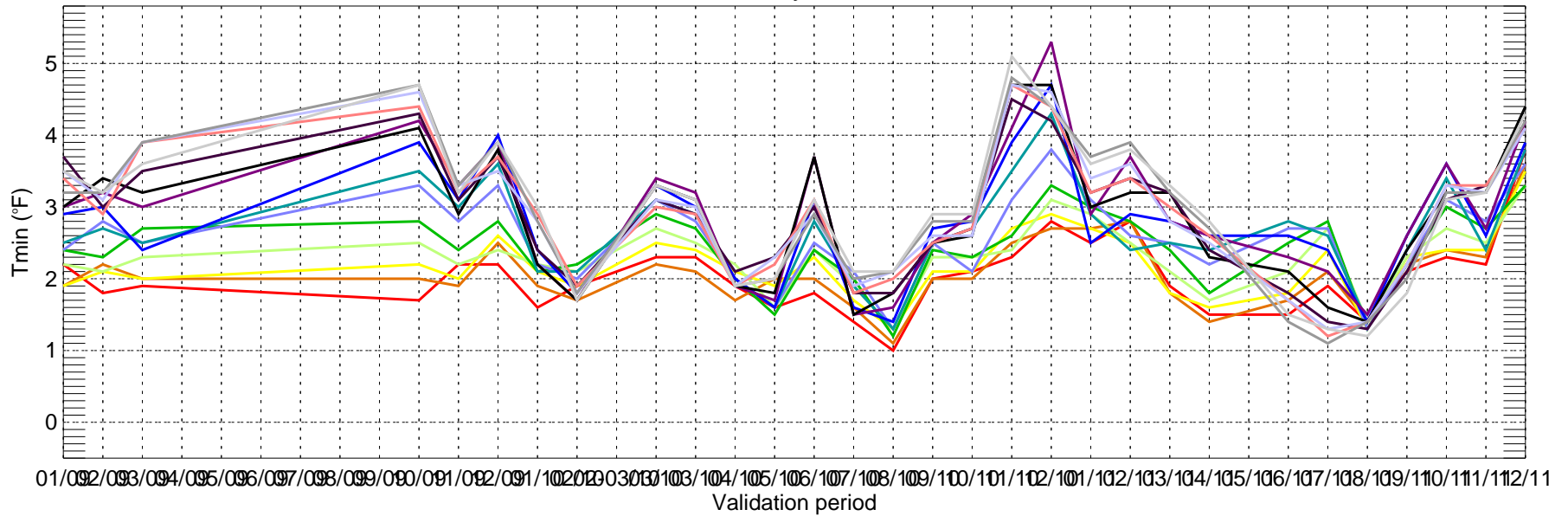
■ day1 ■ day2 ■ day3 ■ day4 ■ day5 ■ day6 ■ day7 ■ day8 ■ day9 ■ day10
■ day11 ■ day12 ■ day13 ■ day14 ■ day15

SFO: ECMWF MAE of Tmax for Monthly Period from 2009-01-01 ~ 2011-12-31



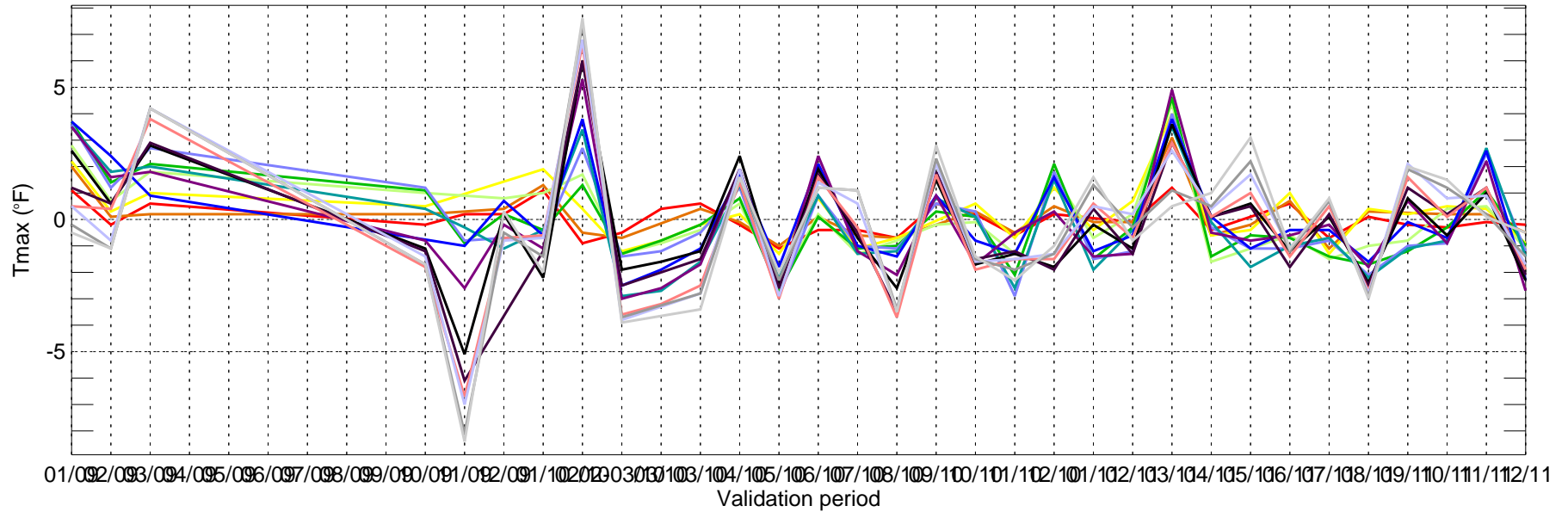
■ day1 ■ day2 ■ day3 ■ day4 ■ day5 ■ day6 ■ day7 ■ day8 ■ day9 ■ day10
■ day11 ■ day12 ■ day13 ■ day14 ■ day15

SFO: ECMWF MAE of Tmin for Monthly Period from 2009-01-01 ~ 2011-12-31

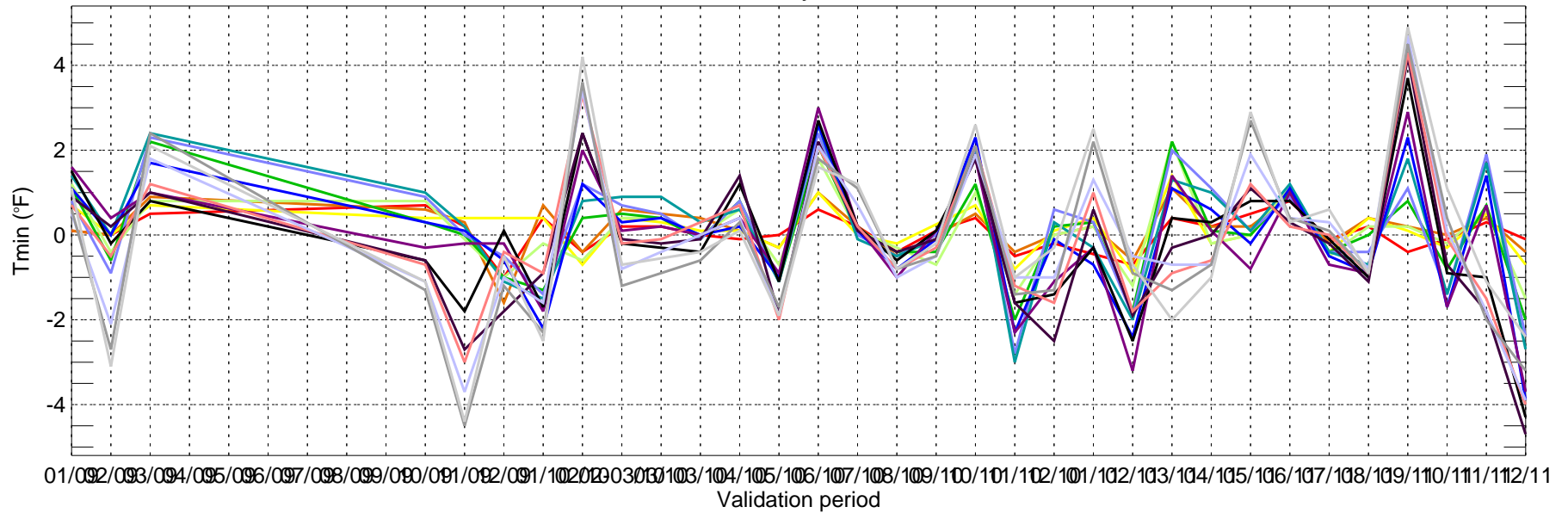


■ day1 ■ day2 ■ day3 ■ day4 ■ day5 ■ day6 ■ day7 ■ day8 ■ day9 ■ day10
■ day11 ■ day12 ■ day13 ■ day14 ■ day15

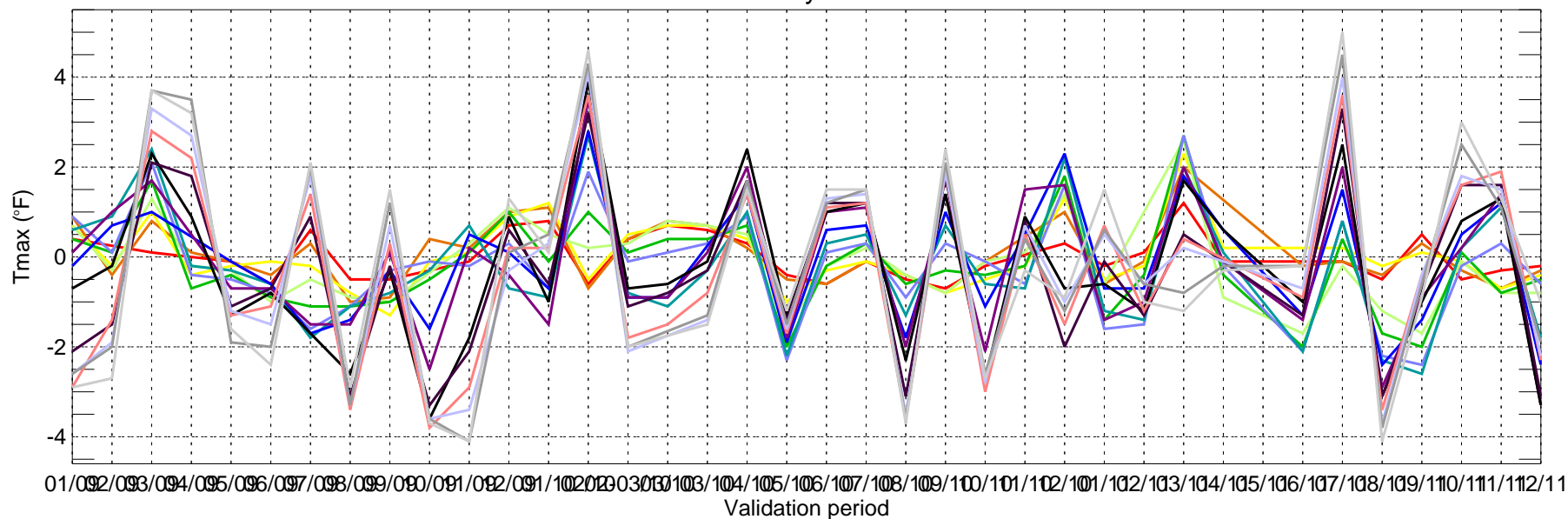
DFW: ECMWF BIAS of Tmax for Monthly Period from 2009-01-01 ~ 2011-12-31



DFW: ECMWF BIAS of Tmin for Monthly Period from 2009-01-01 ~ 2011-12-31

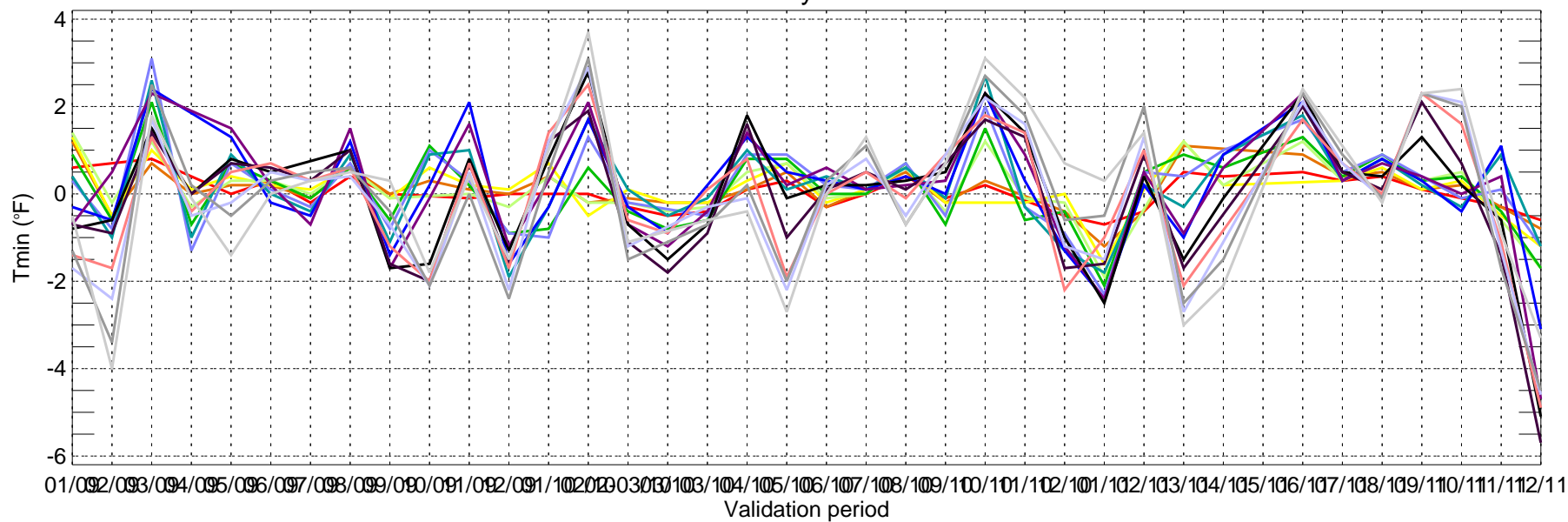


IAH: ECMWF BIAS of Tmax for Monthly Period from 2009-01-01 ~ 2011-12-31



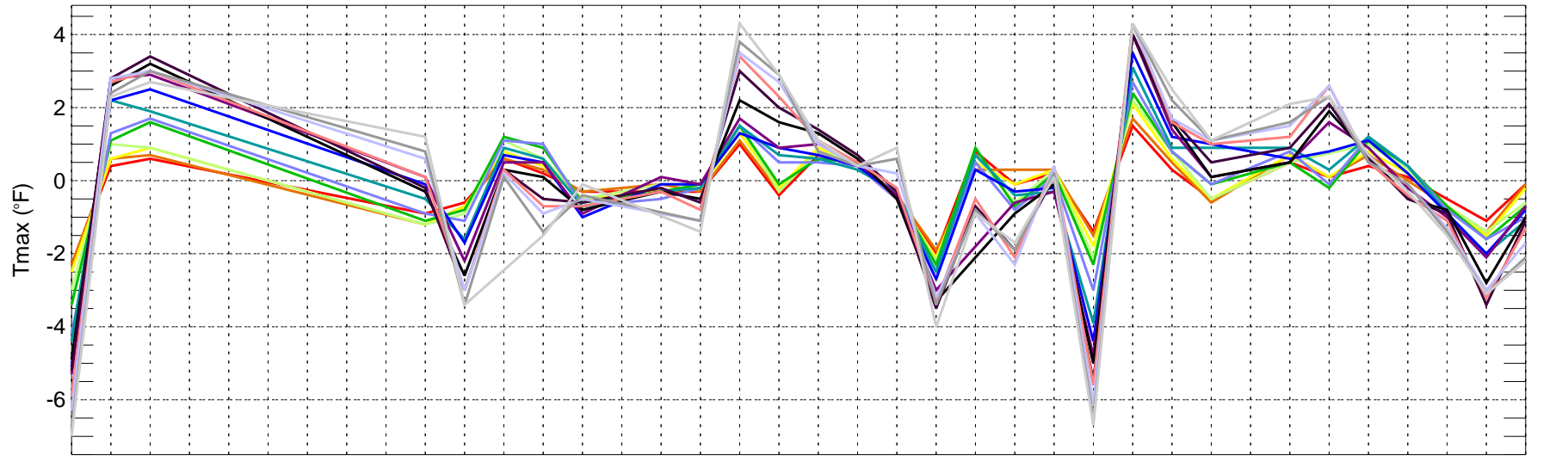
- day1
- day2
- day3
- day4
- day5
- day6
- day7
- day8
- day9
- day10
- day11
- day12
- day13
- day14
- day15

IAH: ECMWF BIAS of Tmin for Monthly Period from 2009-01-01 ~ 2011-12-31



- day1
- day2
- day3
- day4
- day5
- day6
- day7
- day8
- day9
- day10
- day11
- day12
- day13
- day14
- day15

LAX: ECMWF BIAS of Tmax for Monthly Period from 2009-01-01 ~ 2011-12-31

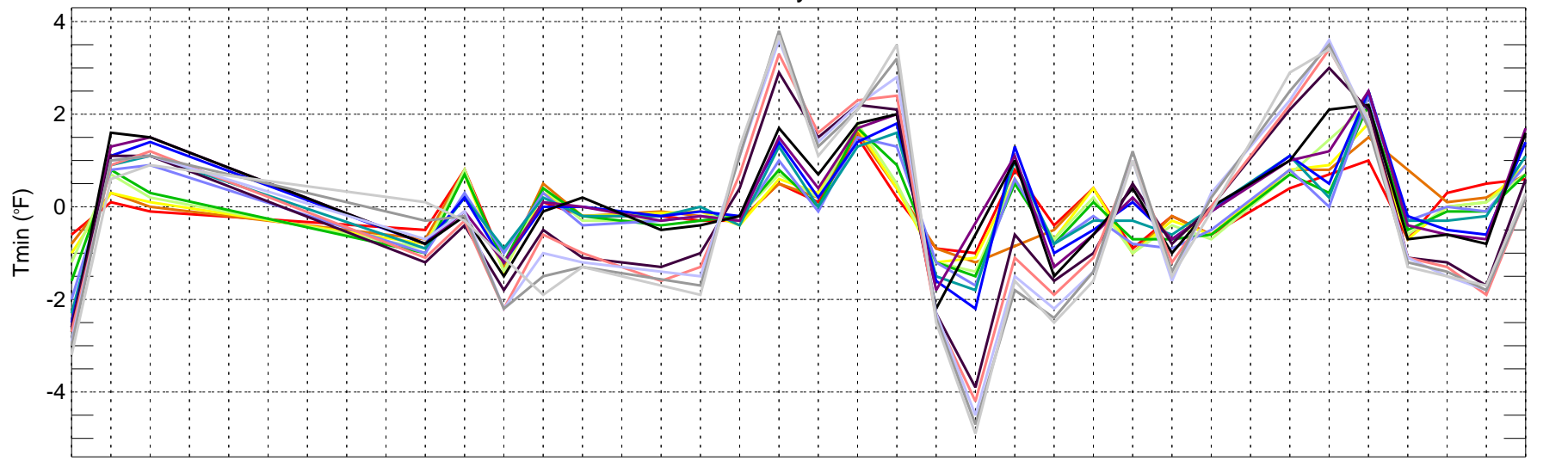


01/02/09 02/03/09 03/04/09 04/05/09 05/06/09 06/07/09 07/08/09 08/09/09 09/10/09 10/11/09 11/12/09 12/01/10 01/02/10 02/03/10 03/04/10 04/05/10 05/06/10 06/07/10 07/08/10 08/09/10 09/10/10 10/11/10 11/12/10 12/01/11 01/02/11 02/03/11 03/04/11 04/05/11 05/06/11 06/07/11 07/08/11 08/09/11 09/10/11 10/11/11 11/12/11

Validation period

- day1
- day2
- day3
- day4
- day5
- day6
- day7
- day8
- day9
- day10
- day11
- day12
- day13
- day14
- day15

LAX: ECMWF BIAS of Tmin for Monthly Period from 2009-01-01 ~ 2011-12-31

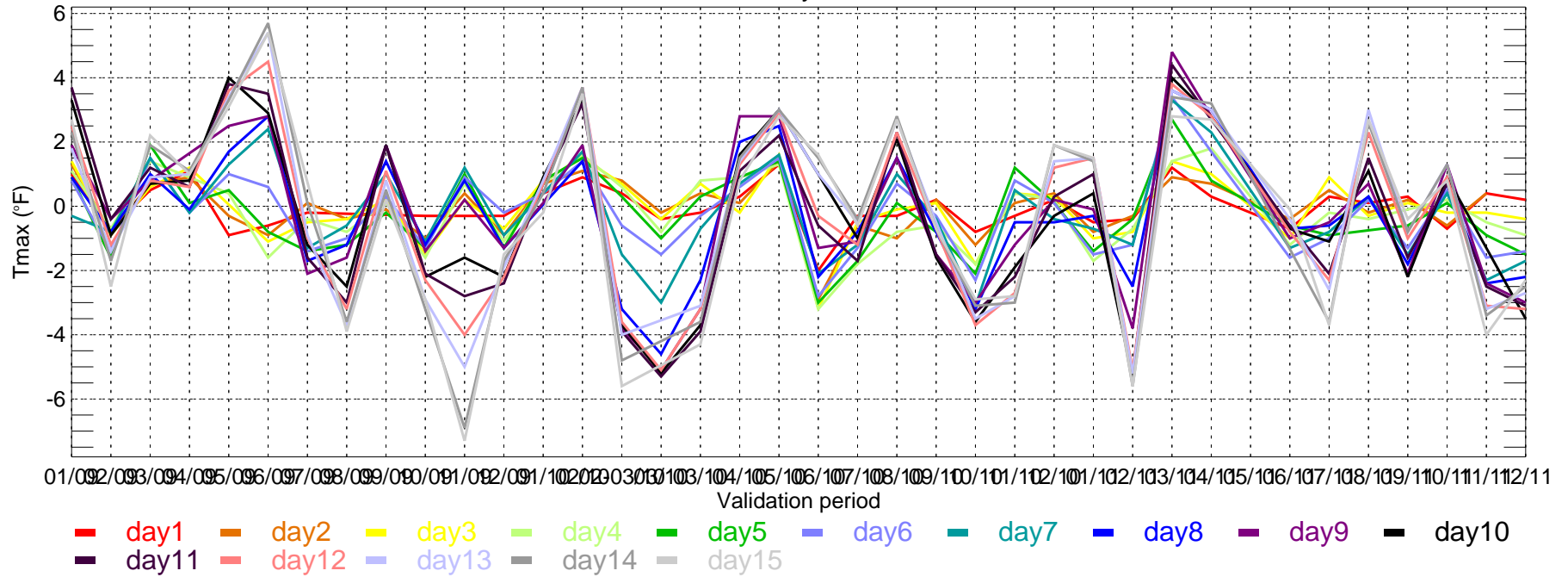


01/02/09 02/03/09 03/04/09 04/05/09 05/06/09 06/07/09 07/08/09 08/09/09 09/10/09 10/11/09 11/12/09 12/01/10 01/02/10 02/03/10 03/04/10 04/05/10 05/06/10 06/07/10 07/08/10 08/09/10 09/10/10 10/11/10 11/12/10 12/01/11 01/02/11 02/03/11 03/04/11 04/05/11 05/06/11 06/07/11 07/08/11 08/09/11 09/10/11 10/11/11 11/12/11

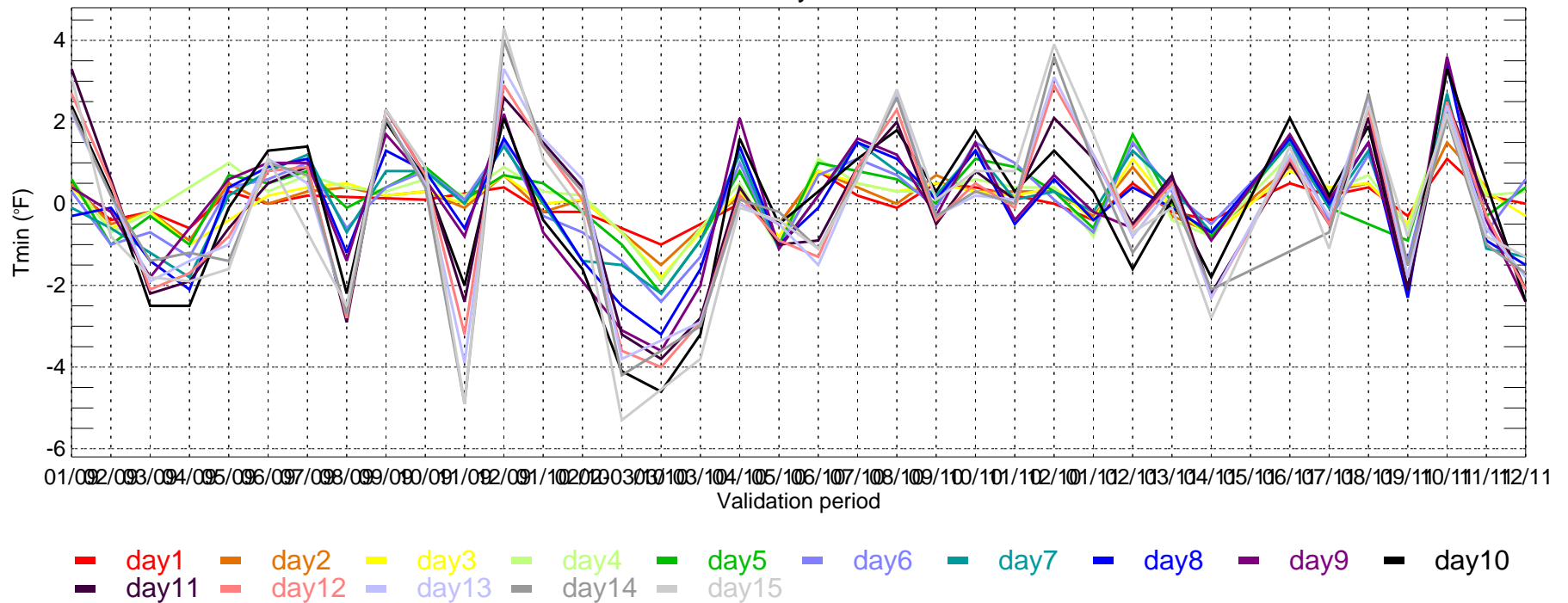
Validation period

- day1
- day2
- day3
- day4
- day5
- day6
- day7
- day8
- day9
- day10
- day11
- day12
- day13
- day14
- day15

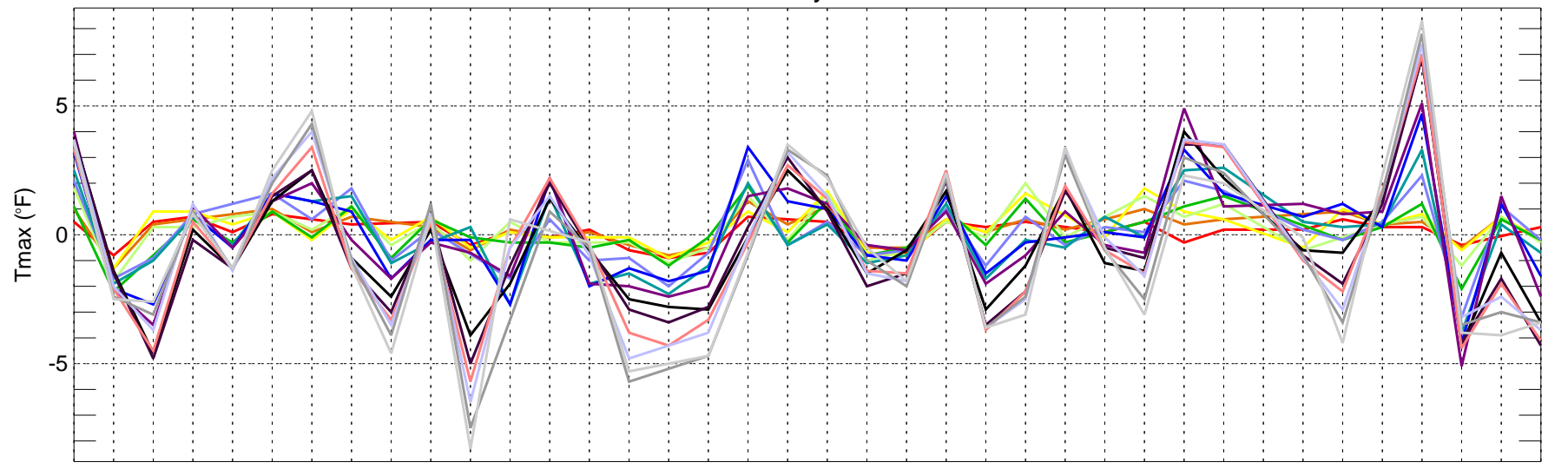
LGA: ECMWF BIAS of Tmax for Monthly Period from 2009-01-01 ~ 2011-12-31



LGA: ECMWF BIAS of Tmin for Monthly Period from 2009-01-01 ~ 2011-12-31



ORD: ECMWF BIAS of Tmax for Monthly Period from 2009-01-01 ~ 2011-12-31

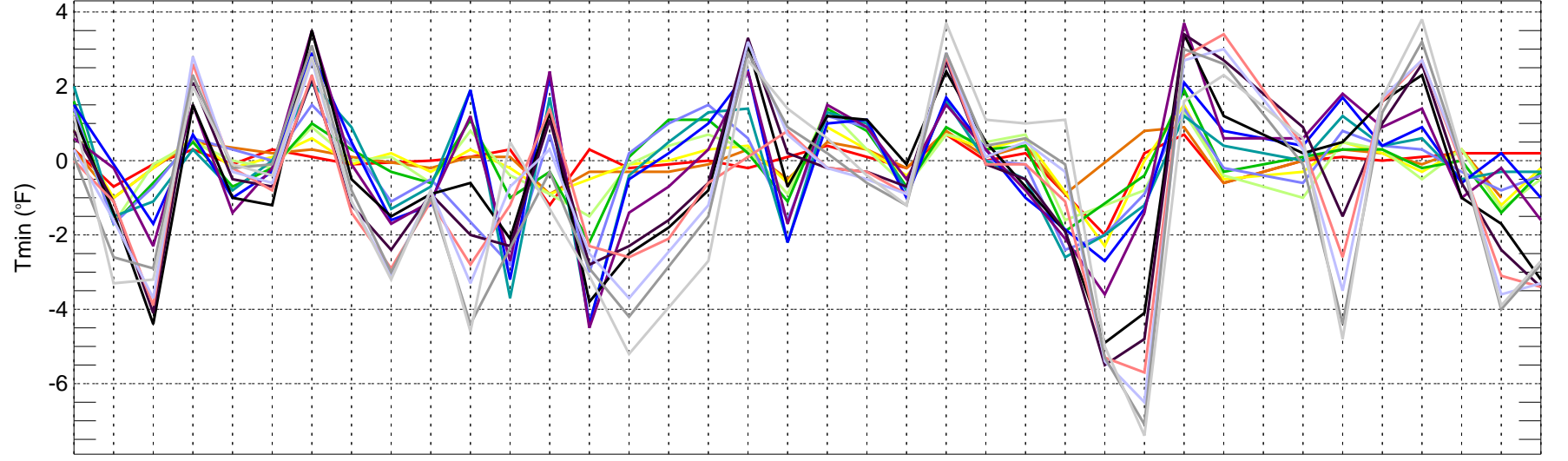


01/09 02/09 03/09 04/09 05/09 06/09 07/09 08/09 09/09 10/09 11/09 12/09 01/10 02/10 03/10 04/10 05/10 06/10 07/10 08/10 09/10 10/10 11/10 12/10 01/11 02/11 03/11 04/11 05/11 06/11 07/11 08/11 09/11 10/11 11/11 12/11

Validation period

- day1
- day2
- day3
- day4
- day5
- day6
- day7
- day8
- day9
- day10
- day11
- day12
- day13
- day14
- day15

ORD: ECMWF BIAS of Tmin for Monthly Period from 2009-01-01 ~ 2011-12-31

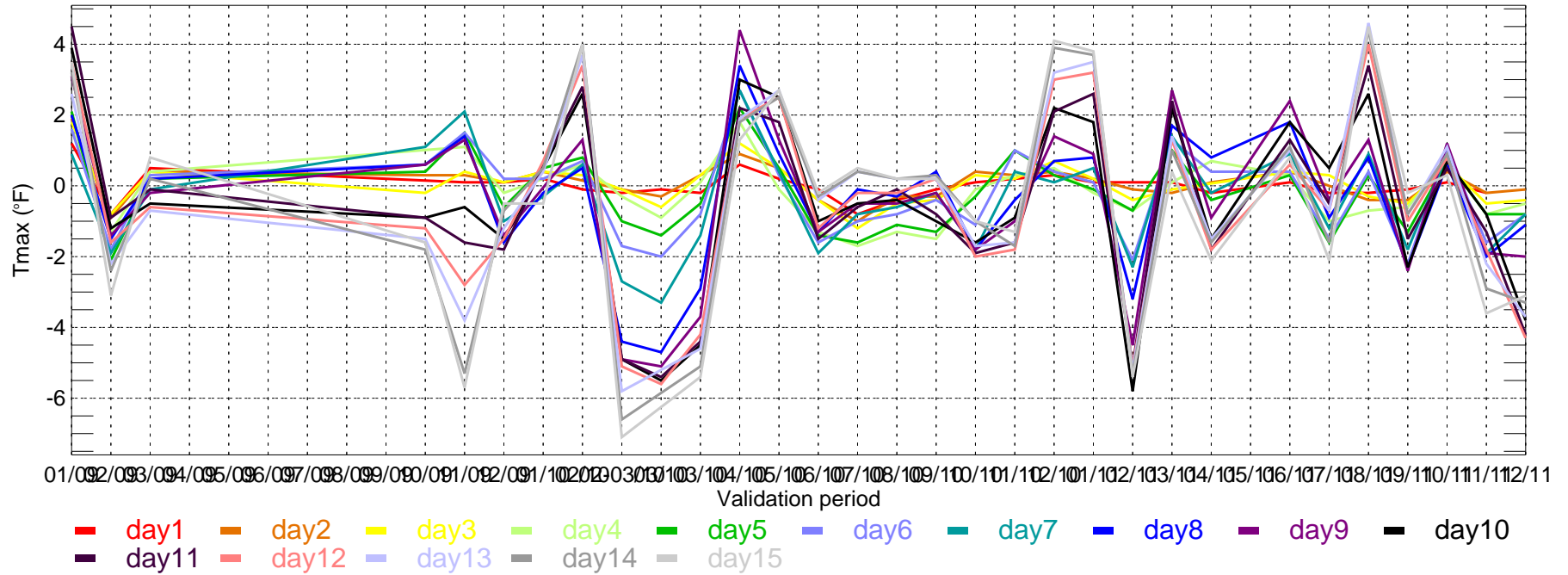


01/09 02/09 03/09 04/09 05/09 06/09 07/09 08/09 09/09 10/09 11/09 12/09 01/10 02/10 03/10 04/10 05/10 06/10 07/10 08/10 09/10 10/10 11/10 12/10 01/11 02/11 03/11 04/11 05/11 06/11 07/11 08/11 09/11 10/11 11/11 12/11

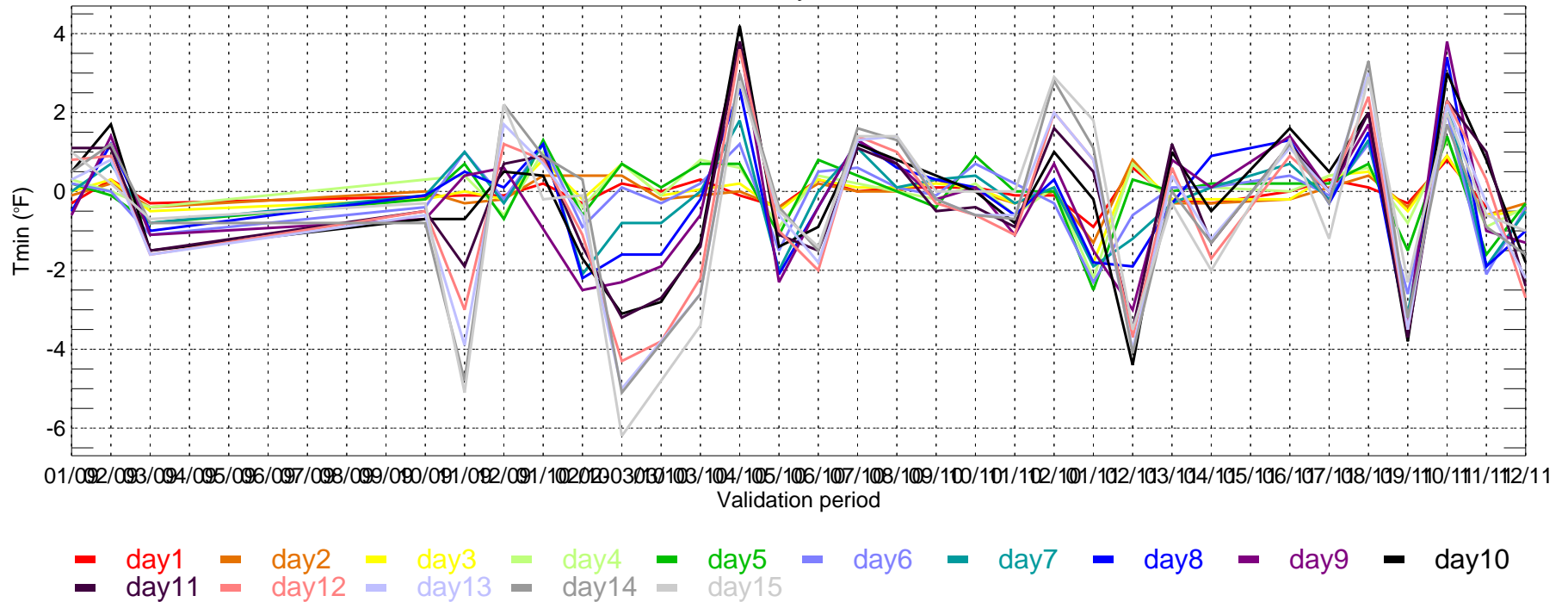
Validation period

- day1
- day2
- day3
- day4
- day5
- day6
- day7
- day8
- day9
- day10
- day11
- day12
- day13
- day14
- day15

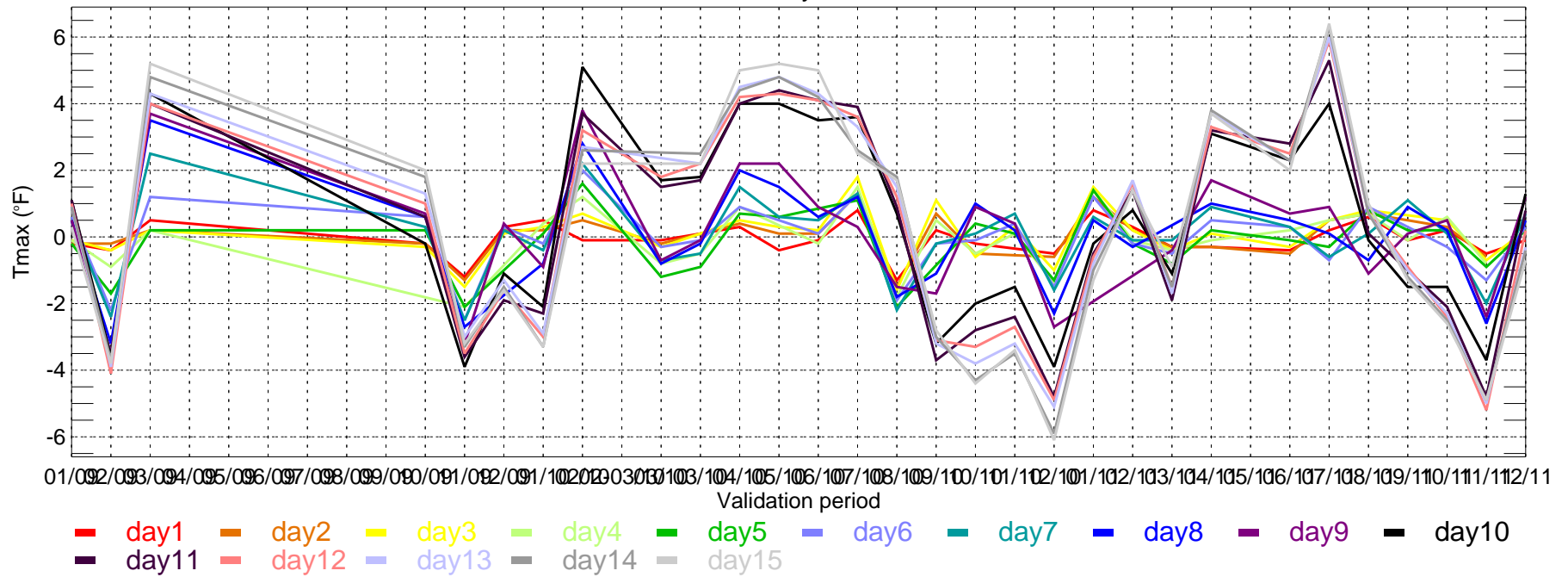
PHL: ECMWF BIAS of Tmax for Monthly Period from 2009-01-01 ~ 2011-12-31



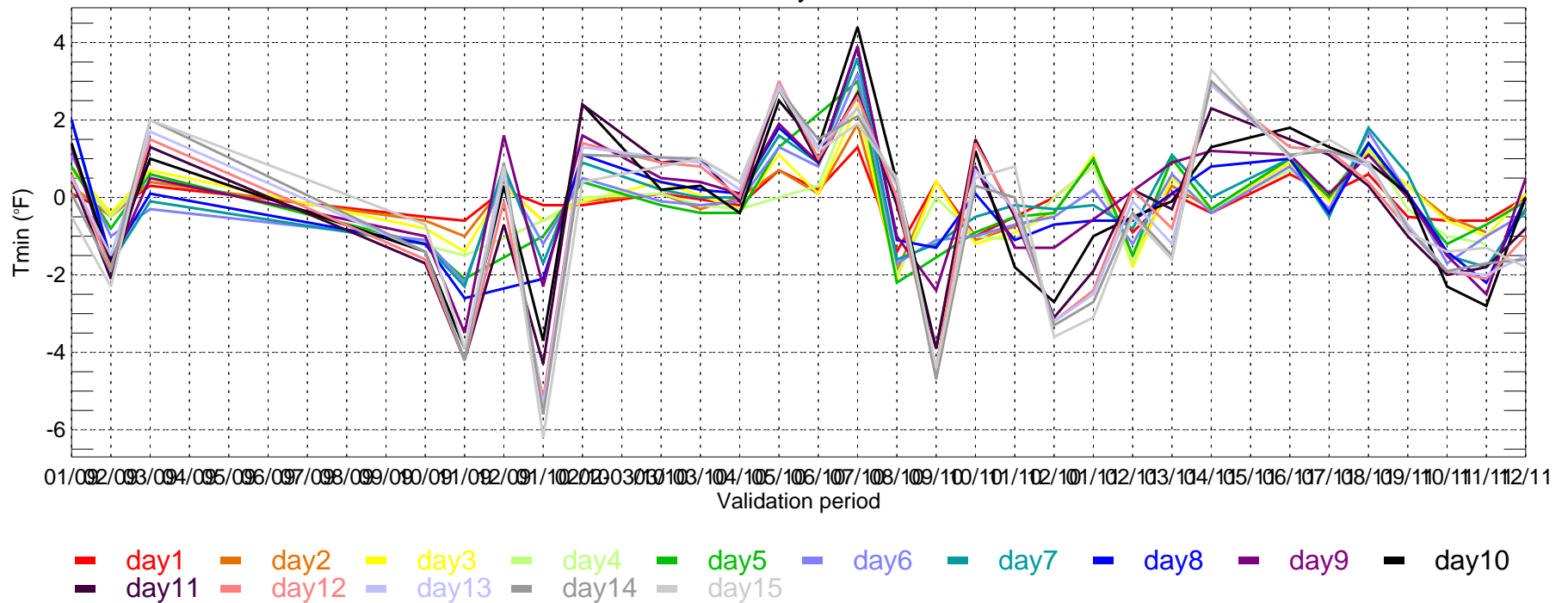
PHL: ECMWF BIAS of Tmin for Monthly Period from 2009-01-01 ~ 2011-12-31



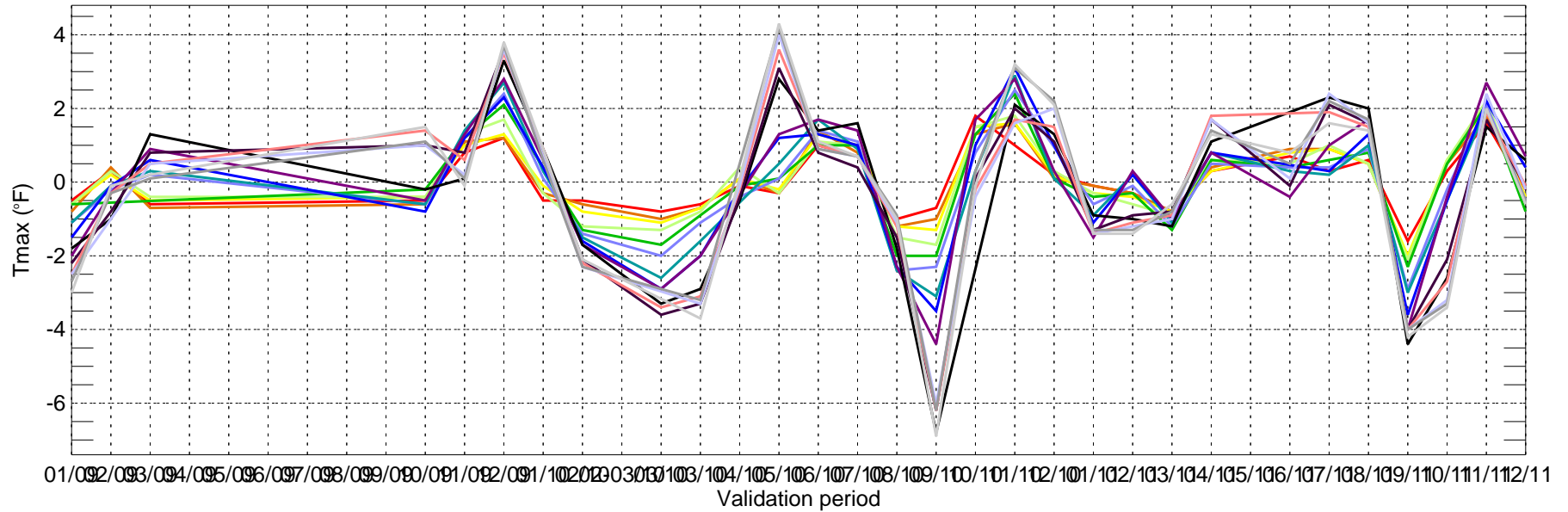
SEA: ECMWF BIAS of Tmax for Monthly Period from 2009-01-01 ~ 2011-12-31



SEA: ECMWF BIAS of Tmin for Monthly Period from 2009-01-01 ~ 2011-12-31

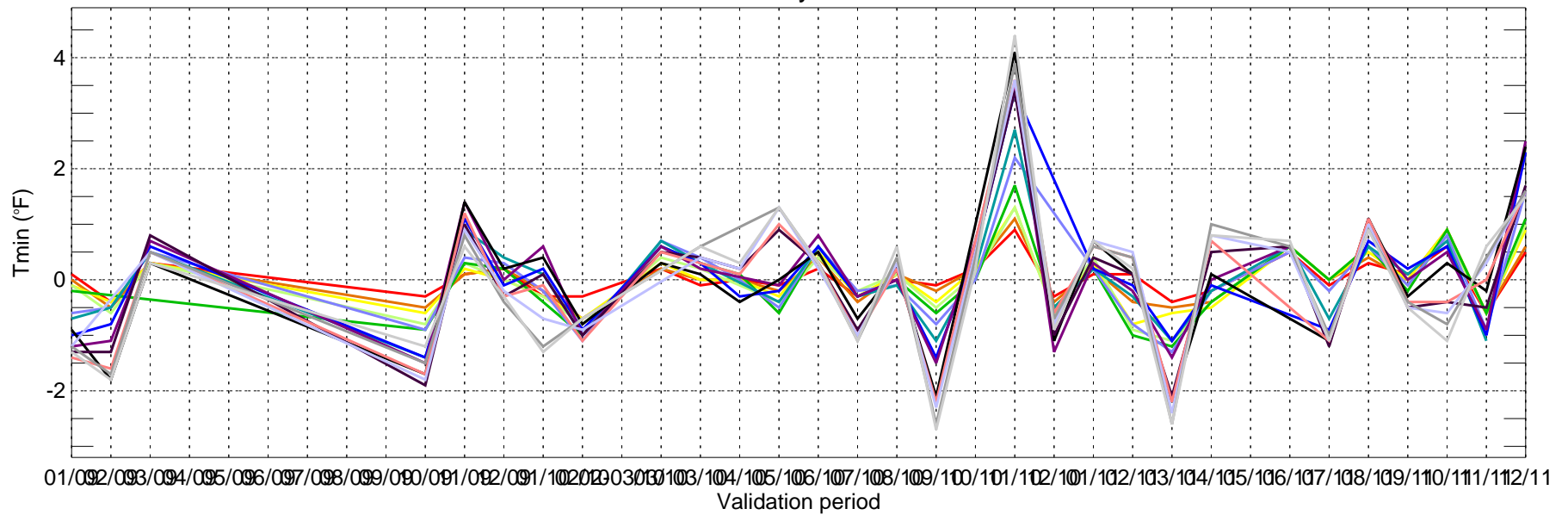


SFO: ECMWF BIAS of Tmax for Monthly Period from 2009-01-01 ~ 2011-12-31



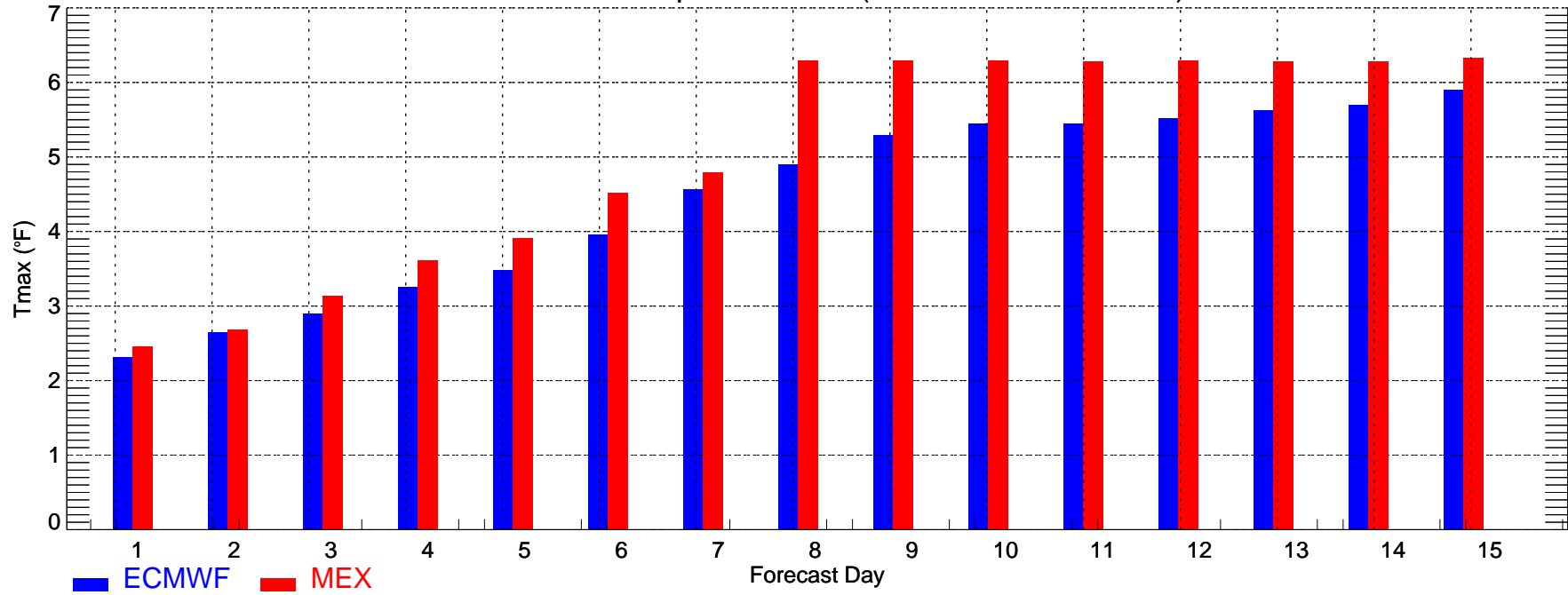
■ day1 ■ day2 ■ day3 ■ day4 ■ day5 ■ day6 ■ day7 ■ day8 ■ day9 ■ day10
■ day11 ■ day12 ■ day13 ■ day14 ■ day15

SFO: ECMWF BIAS of Tmin for Monthly Period from 2009-01-01 ~ 2011-12-31

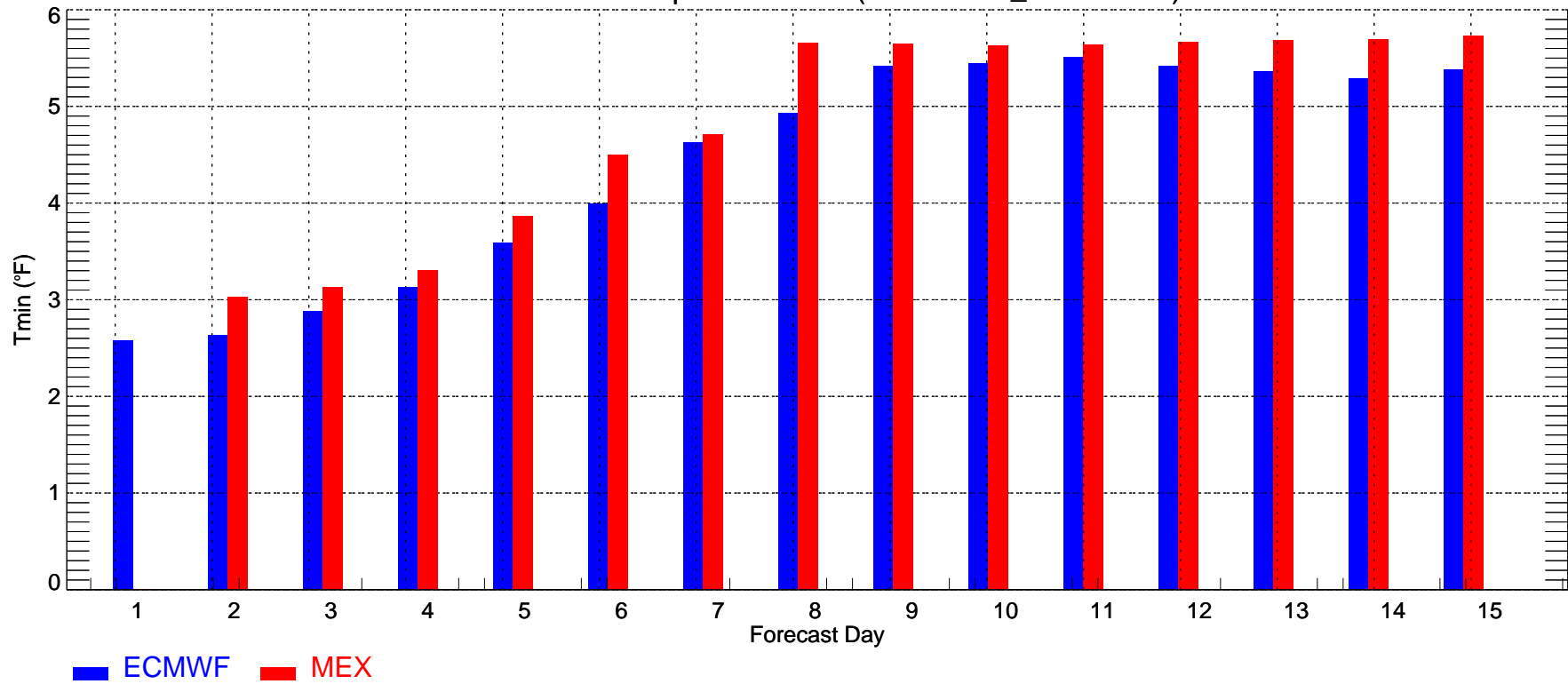


■ day1 ■ day2 ■ day3 ■ day4 ■ day5 ■ day6 ■ day7 ■ day8 ■ day9 ■ day10
■ day11 ■ day12 ■ day13 ■ day14 ■ day15

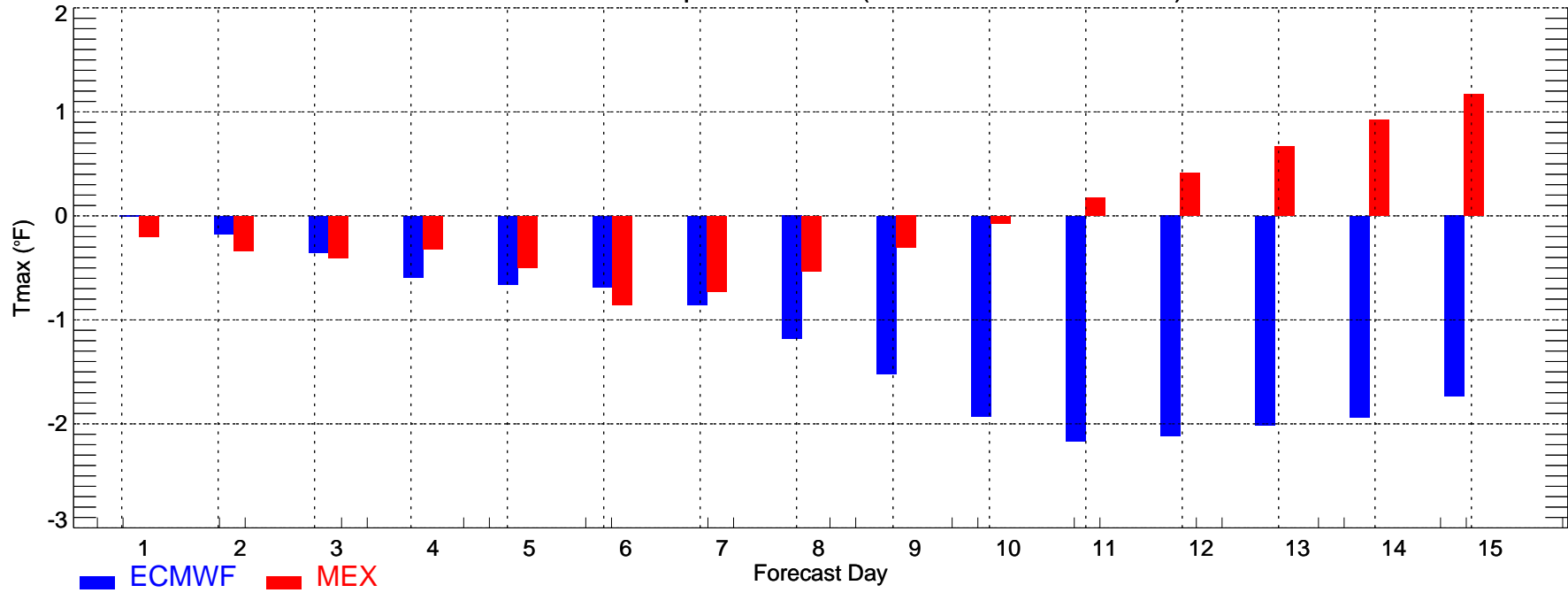
CUST2: Max Temperature MAE (2011-12-01_2011-12-31)



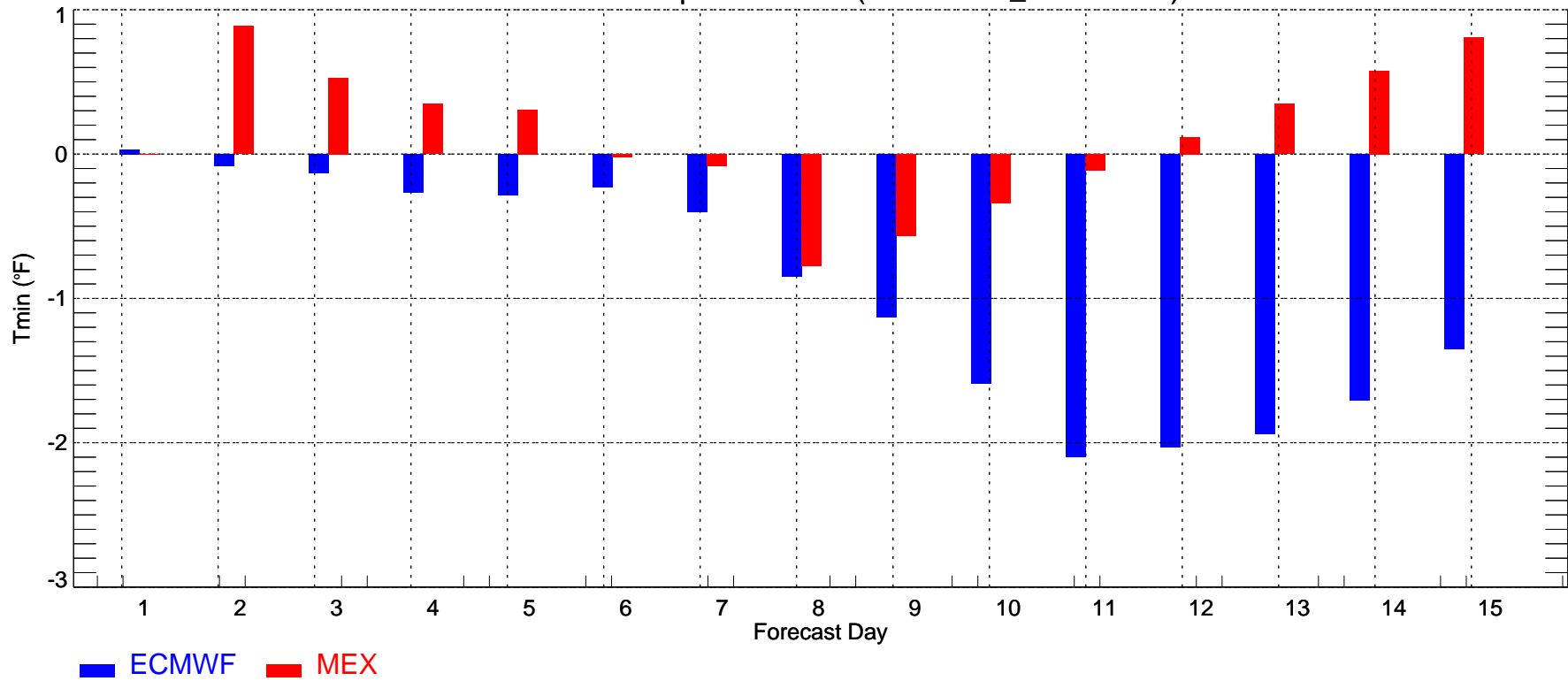
CUST2: Min Temperature MAE (2011-12-01_2011-12-31)



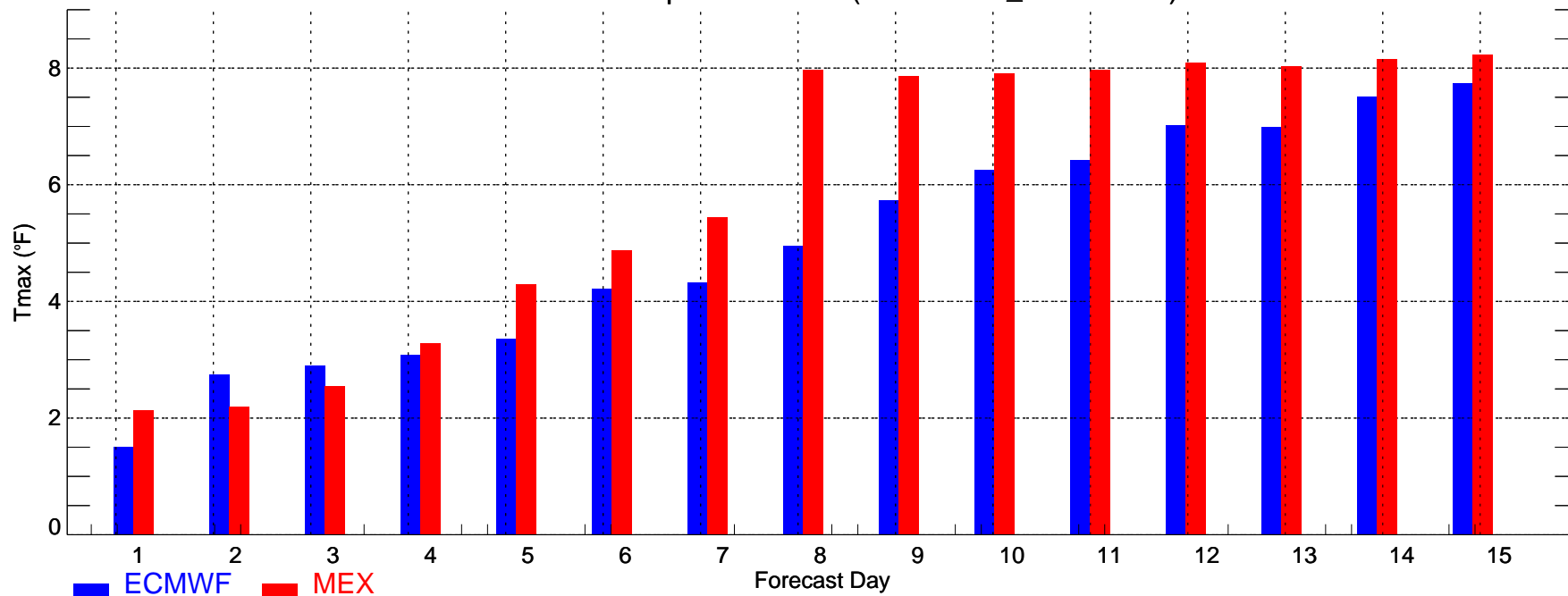
CUST2: Max Temperature Bias (2011-12-01_2011-12-31)



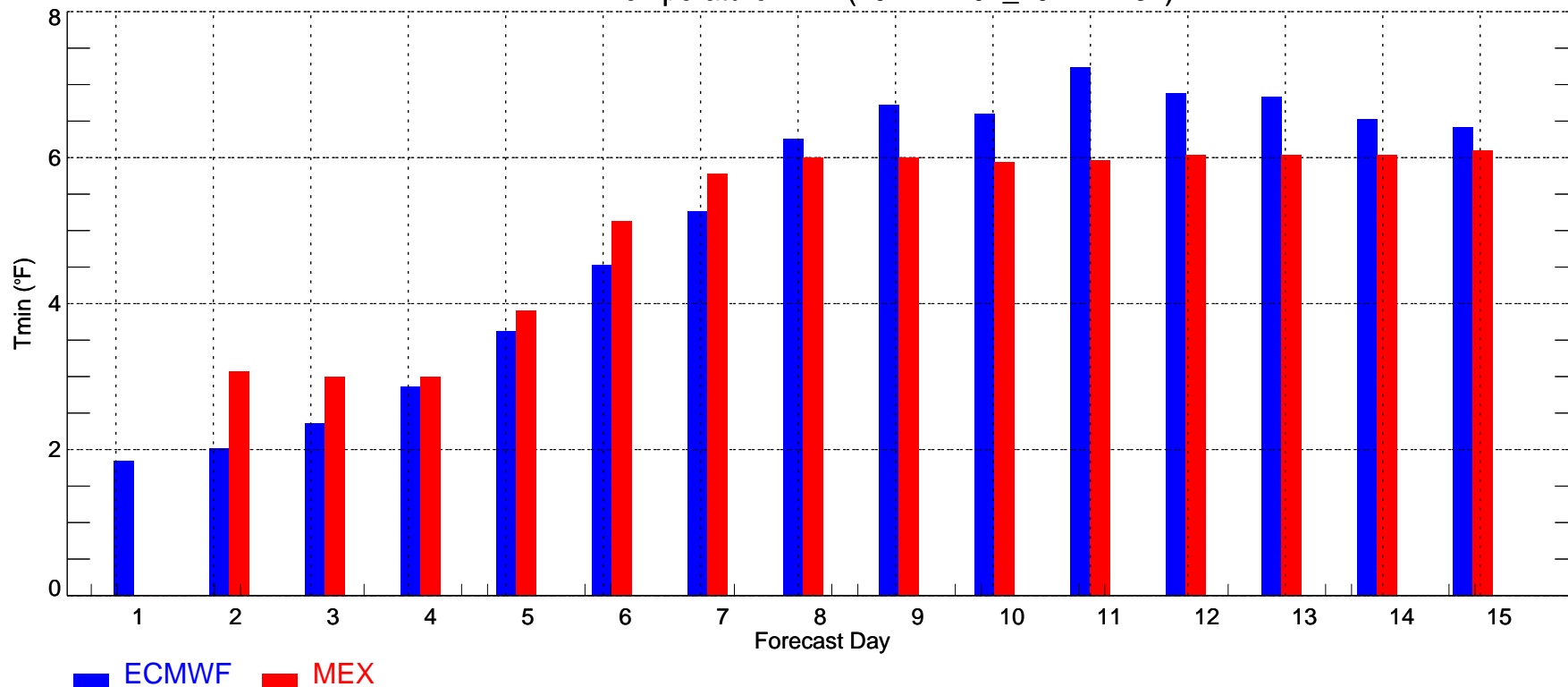
CUST2: Min Temperature Bias (2011-12-01_2011-12-31)



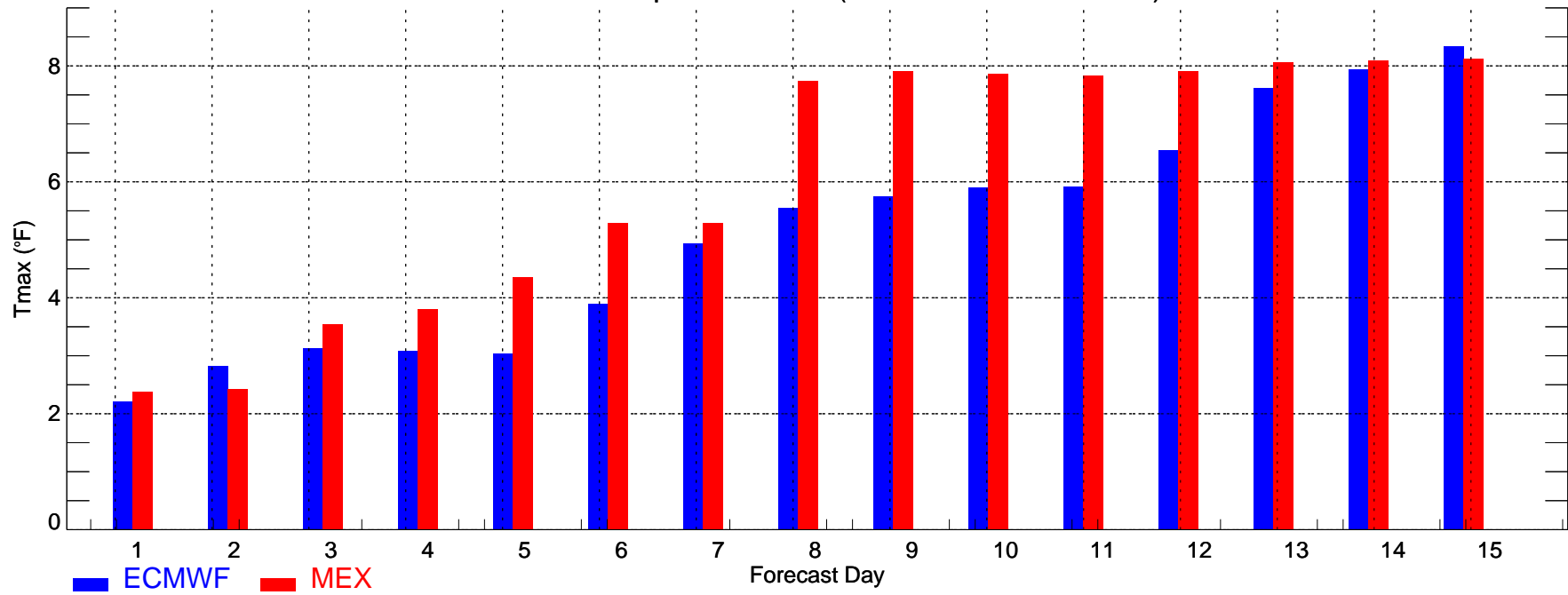
DFW: Max Temperature MAE (2011-12-01_2011-12-31)



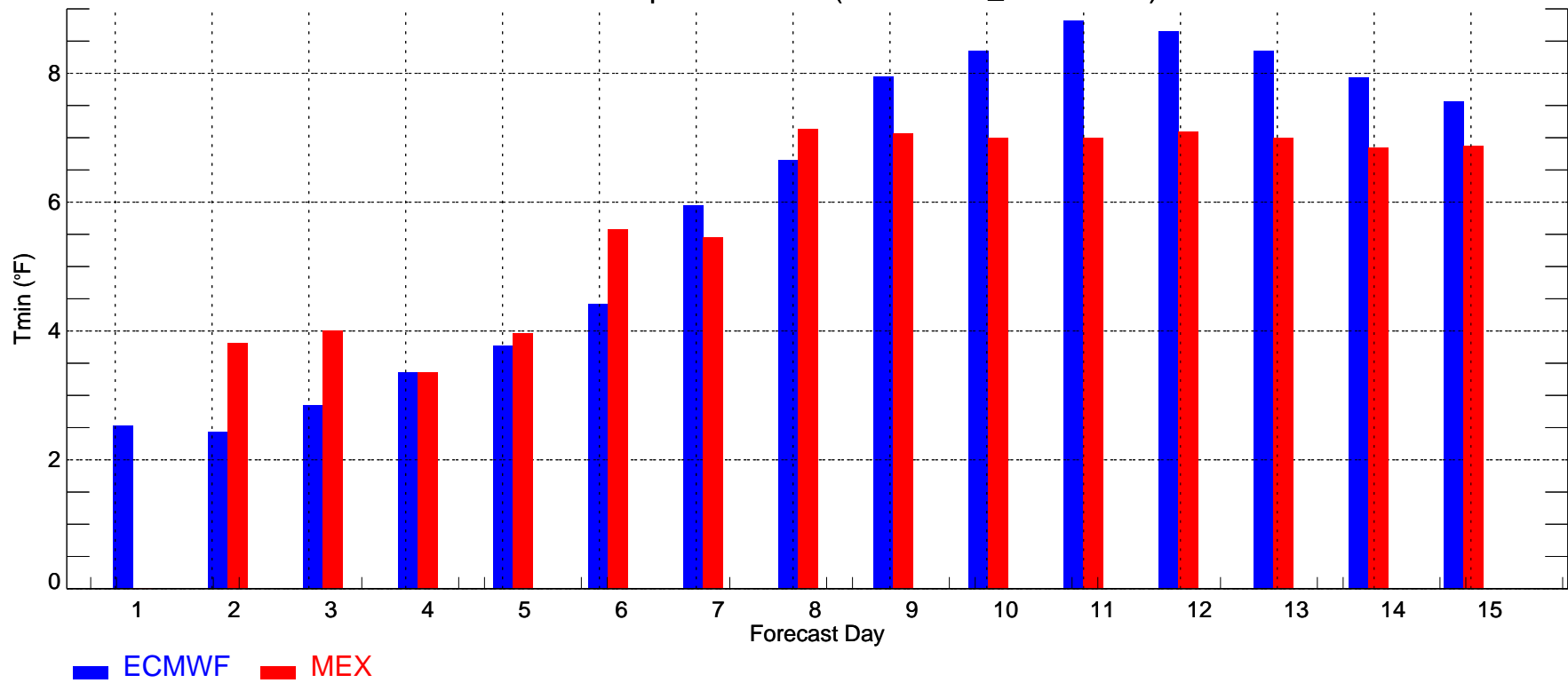
DFW: Min Temperature MAE (2011-12-01_2011-12-31)



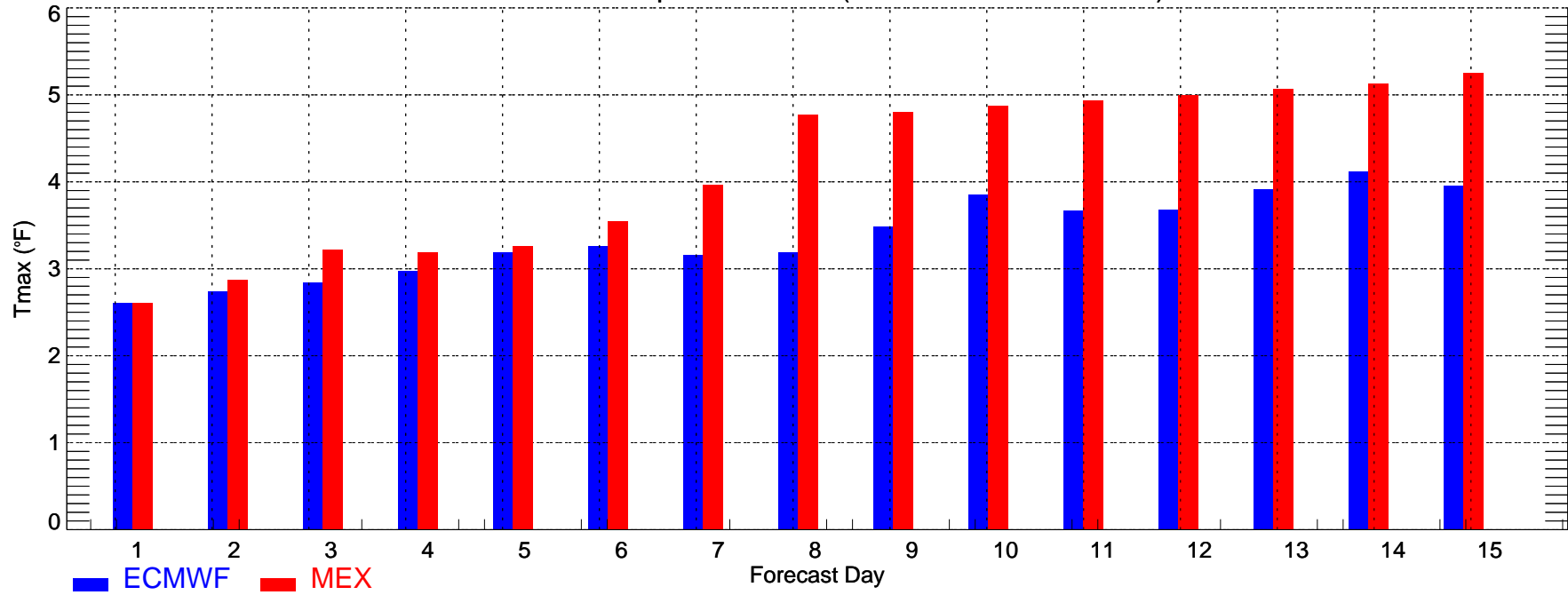
IAH: Max Temperature MAE (2011-12-01_2011-12-31)



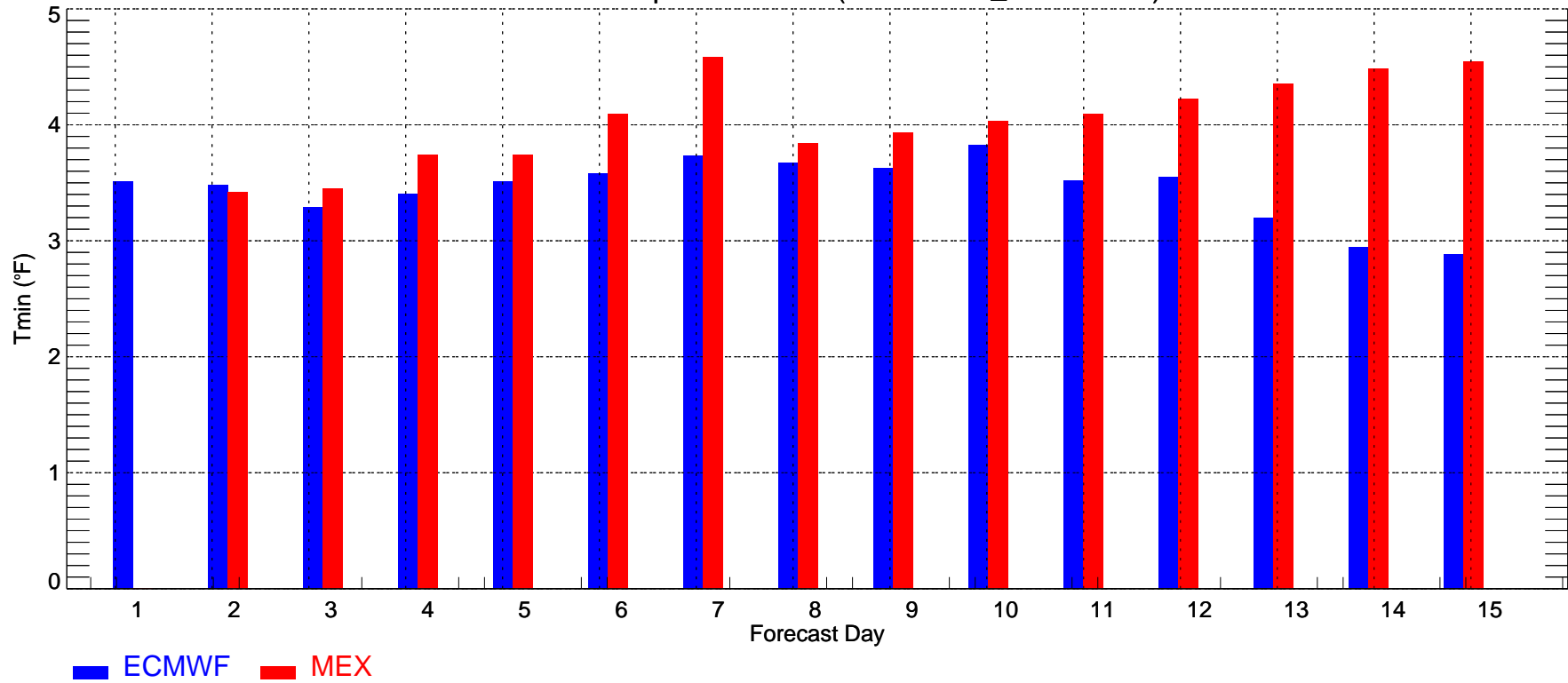
IAH: Min Temperature MAE (2011-12-01_2011-12-31)



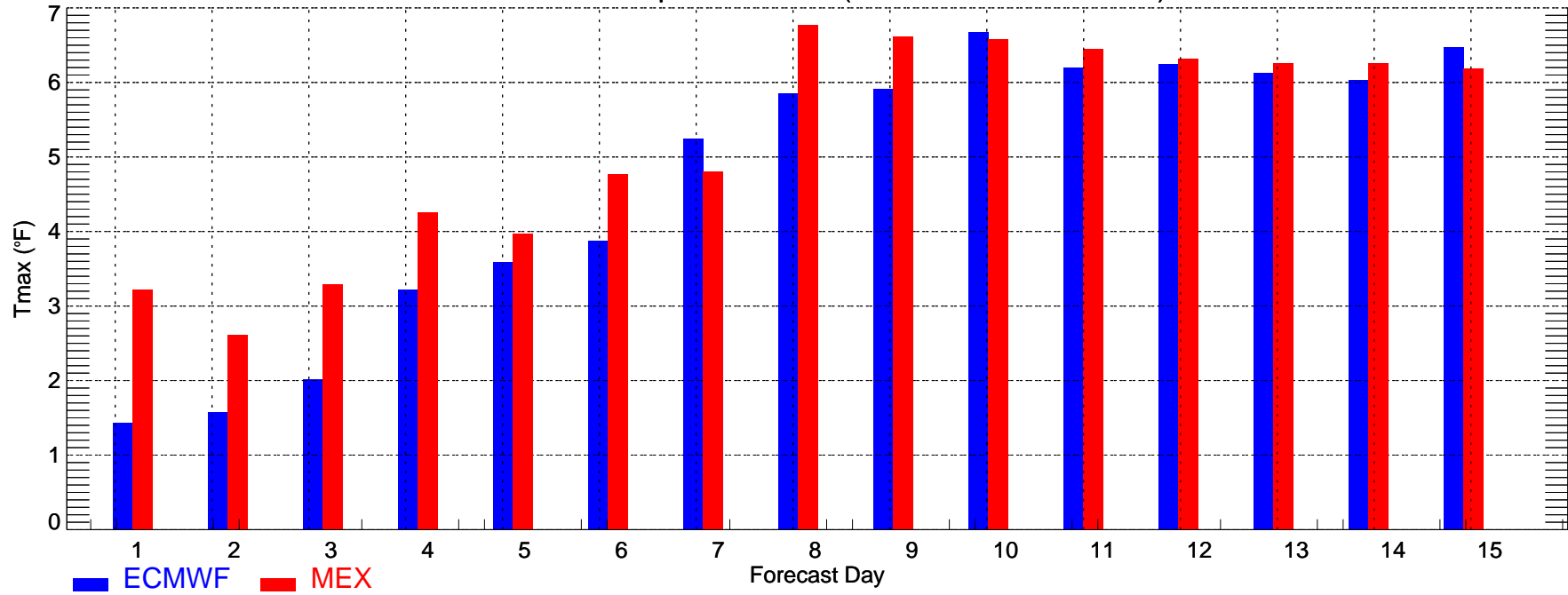
LAX: Max Temperature MAE (2011-12-01_2011-12-31)



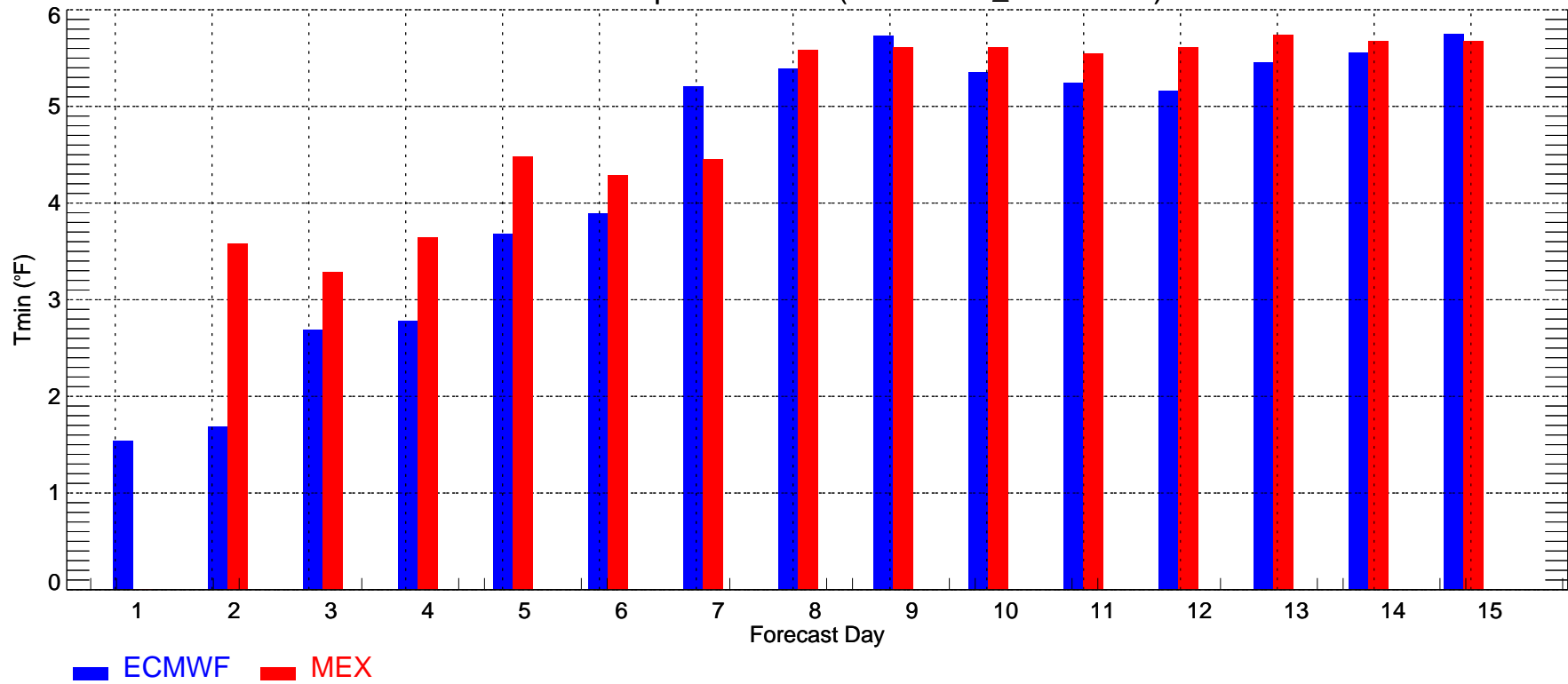
LAX: Min Temperature MAE (2011-12-01_2011-12-31)



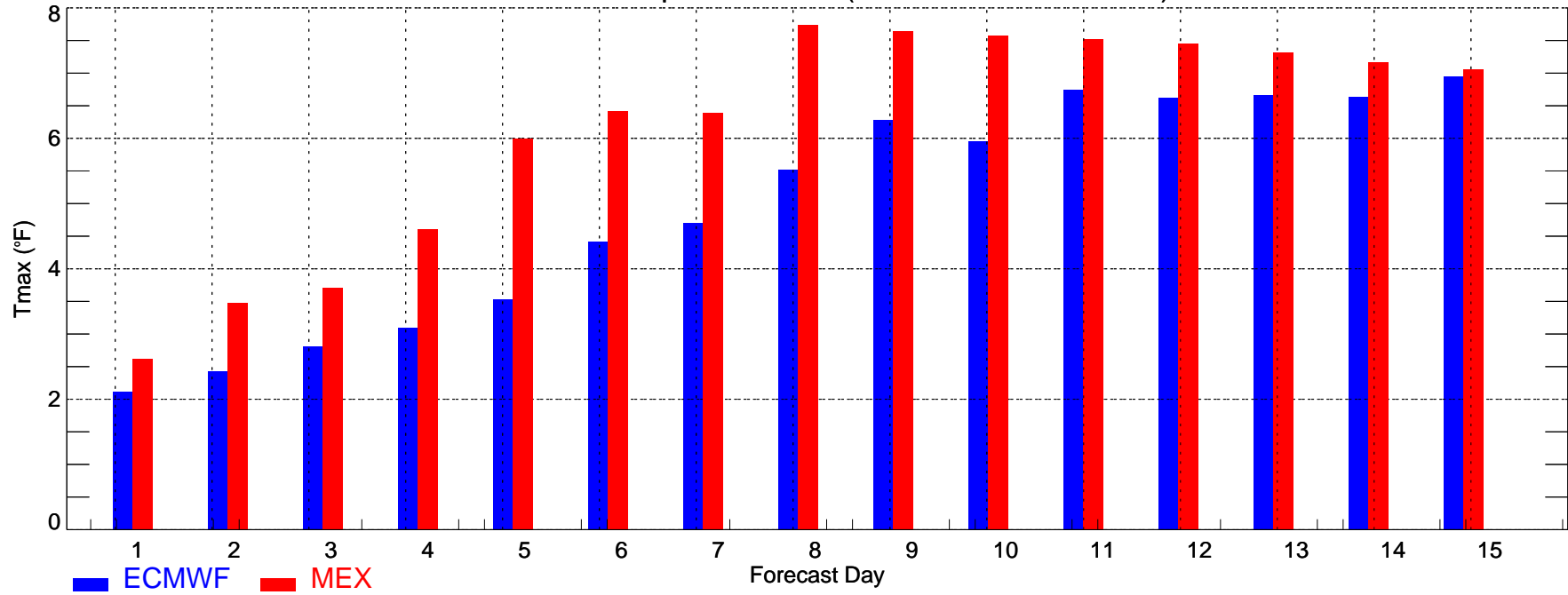
LGA: Max Temperature MAE (2011-12-01_2011-12-31)



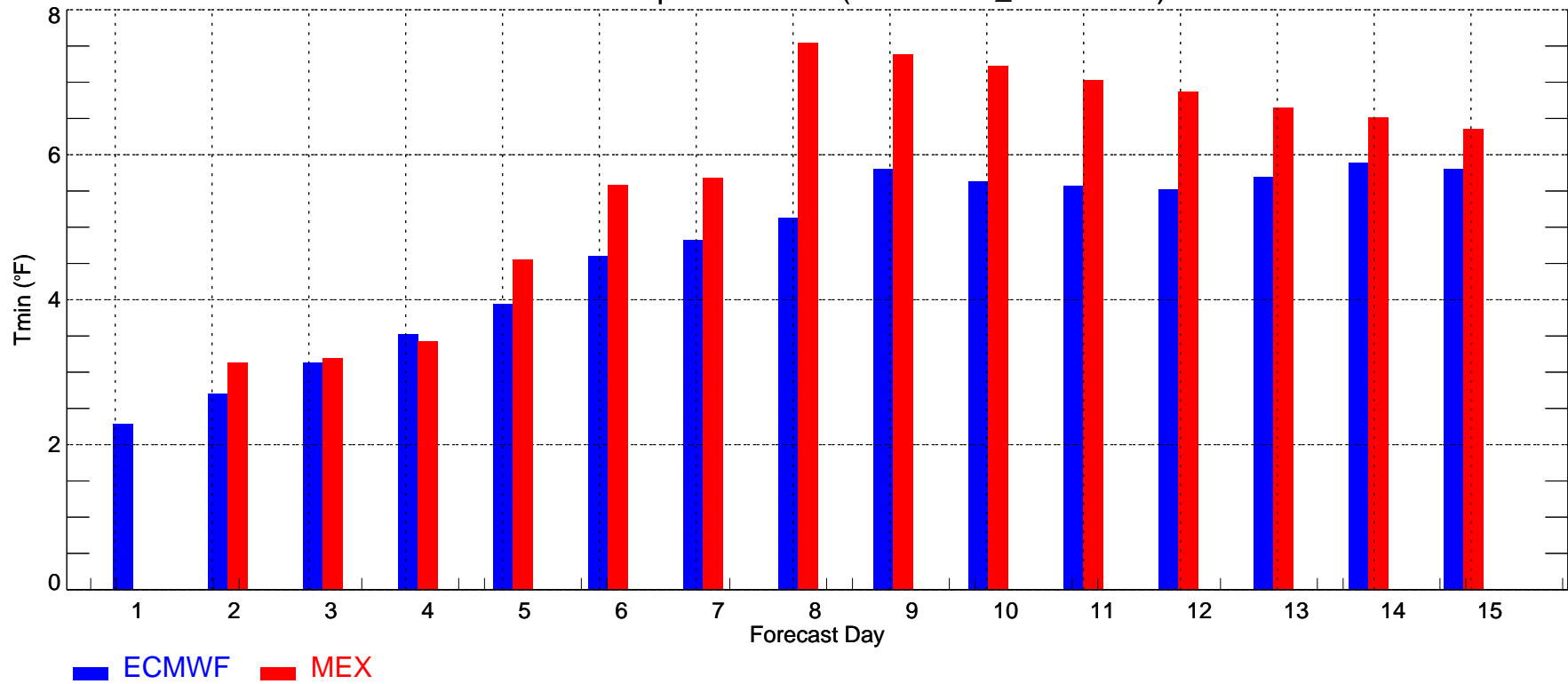
LGA: Min Temperature MAE (2011-12-01_2011-12-31)



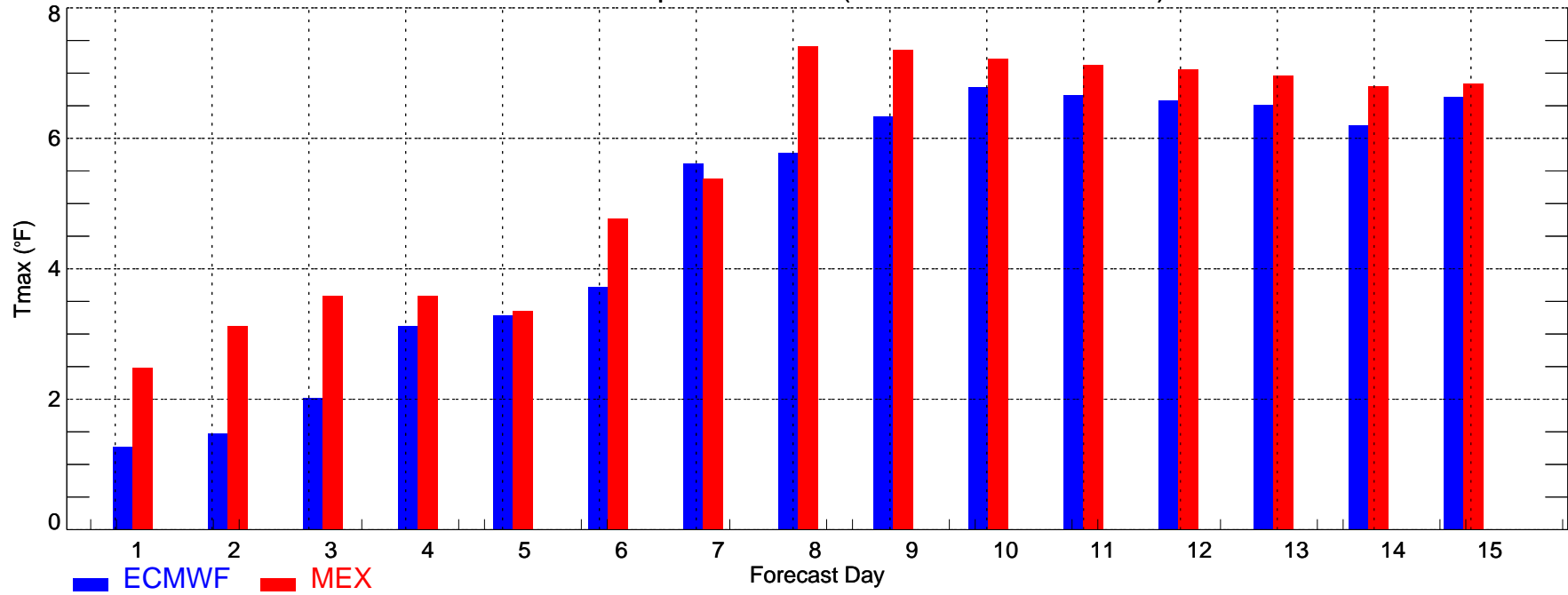
ORD: Max Temperature MAE (2011-12-01_2011-12-31)



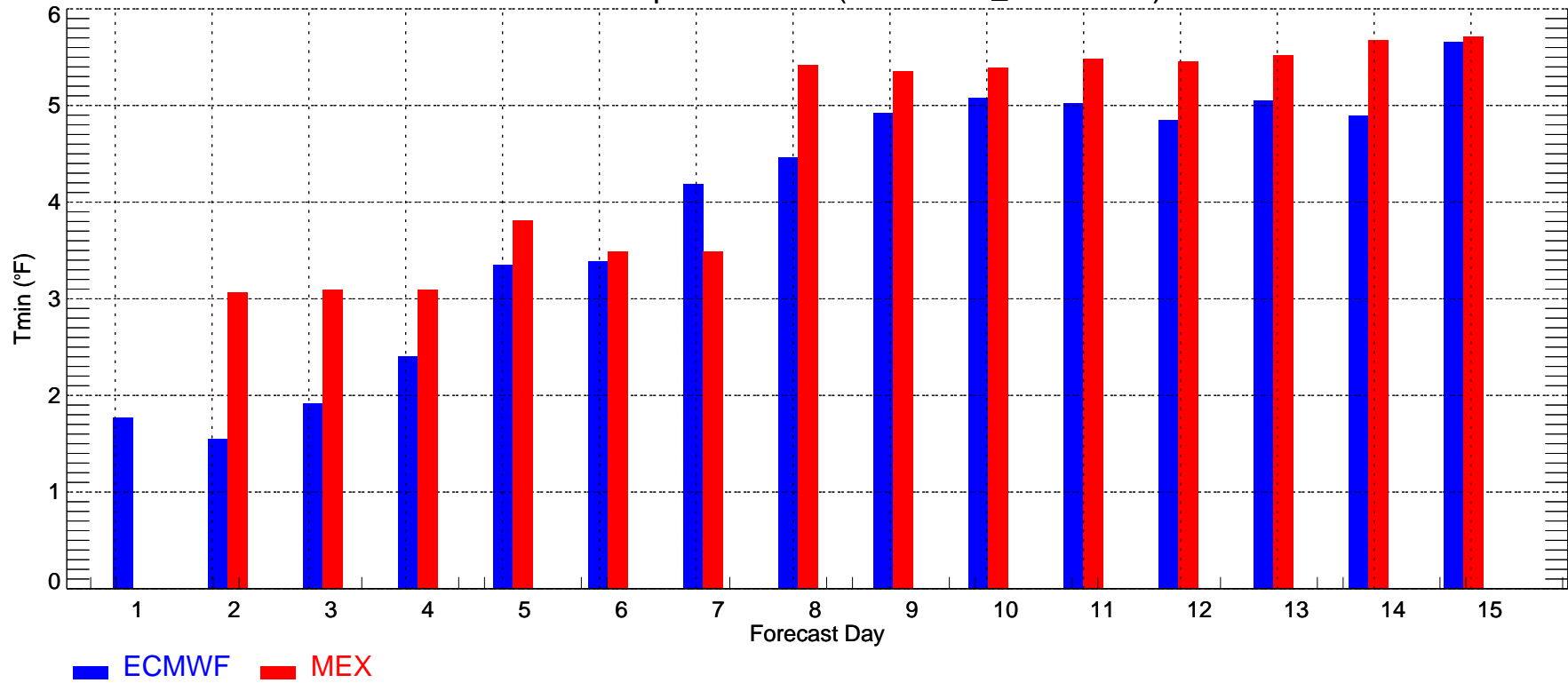
ORD: Min Temperature MAE (2011-12-01_2011-12-31)



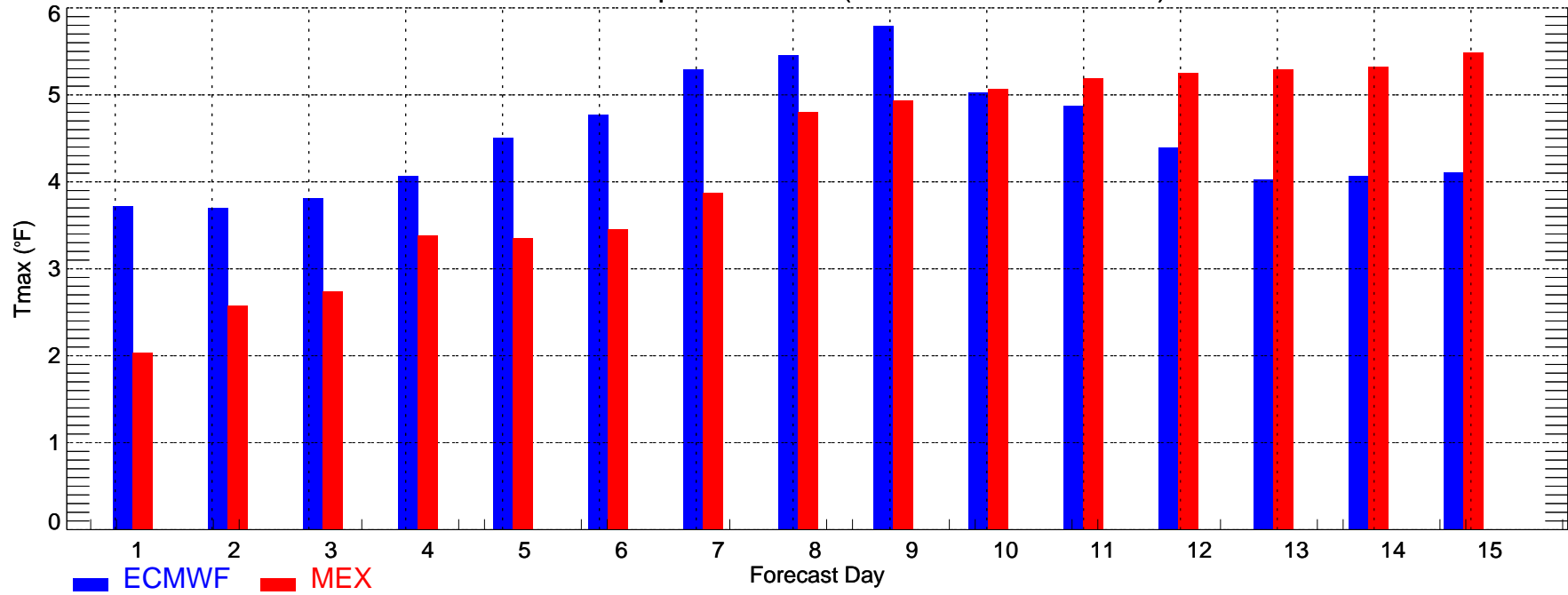
PHL: Max Temperature MAE (2011-12-01_2011-12-31)



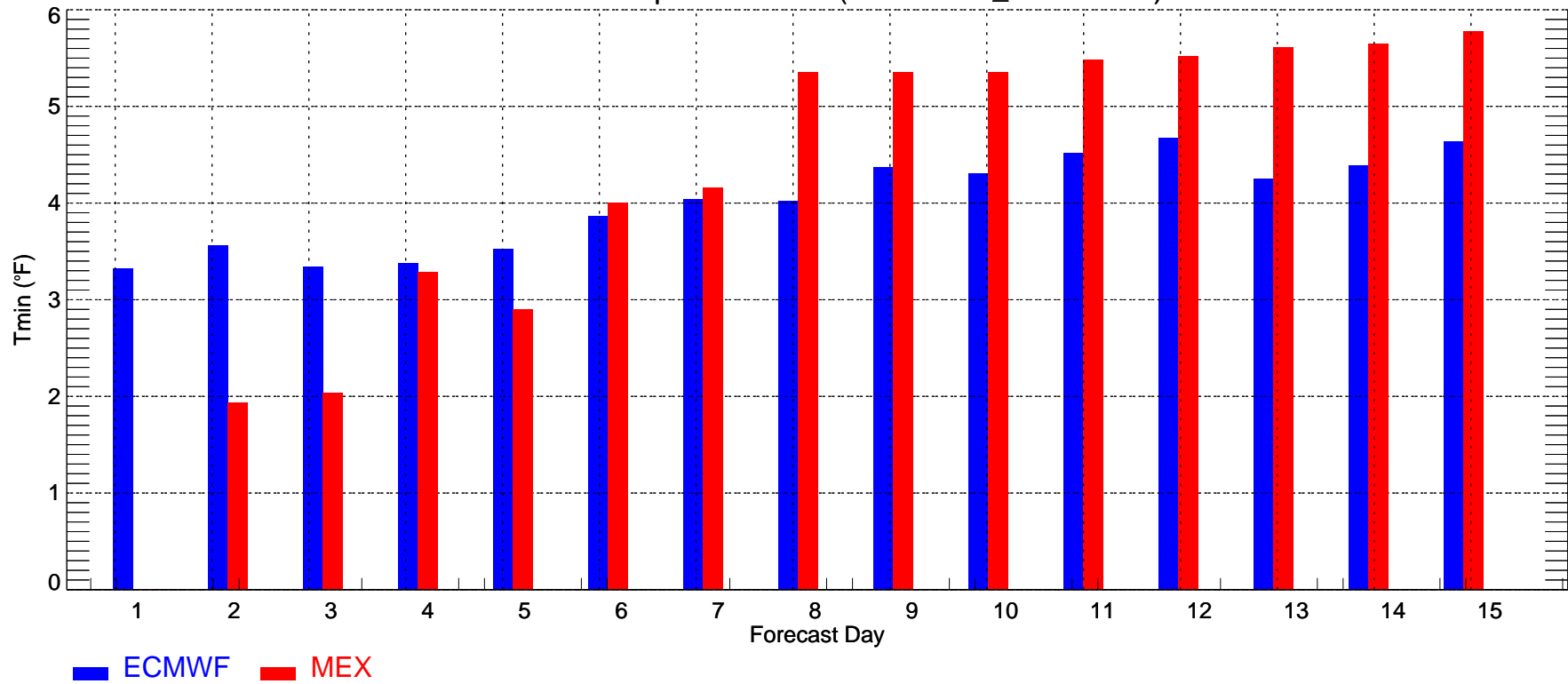
PHL: Min Temperature MAE (2011-12-01_2011-12-31)



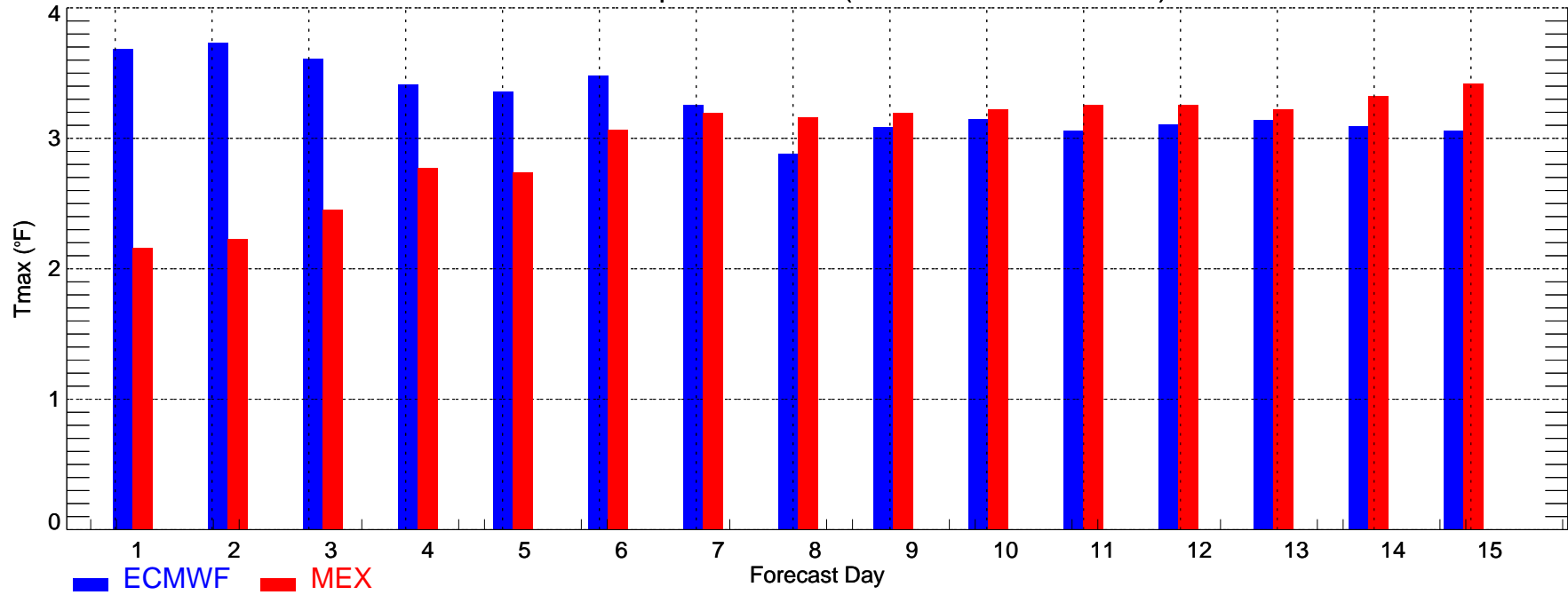
SEA: Max Temperature MAE (2011-12-01_2011-12-31)



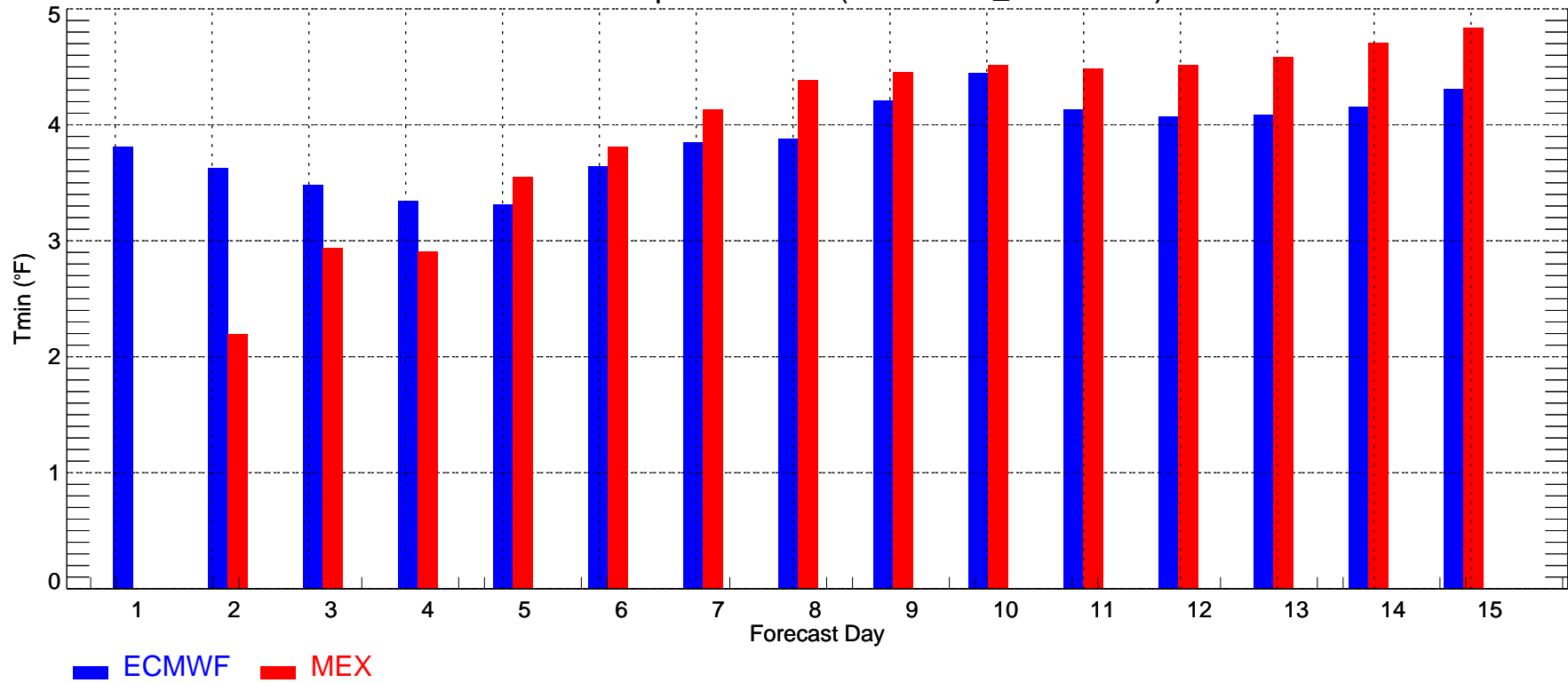
SEA: Min Temperature MAE (2011-12-01_2011-12-31)



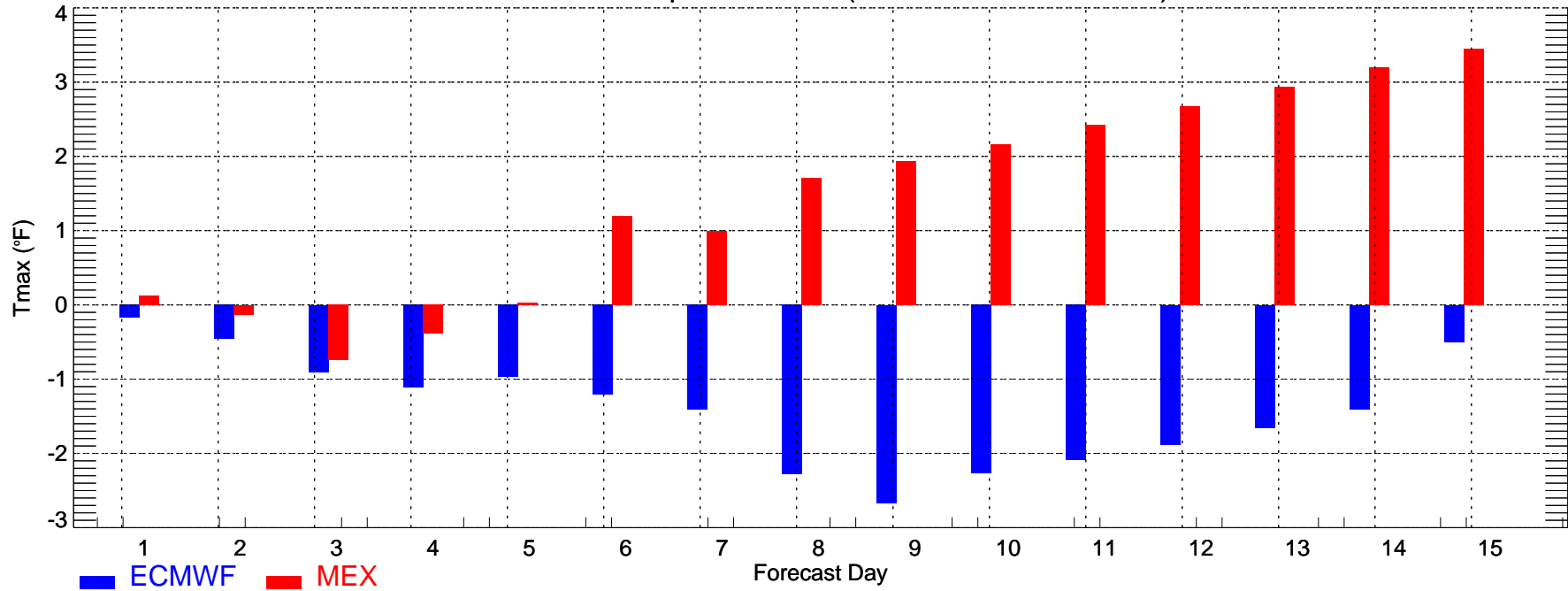
SFO: Max Temperature MAE (2011-12-01_2011-12-31)



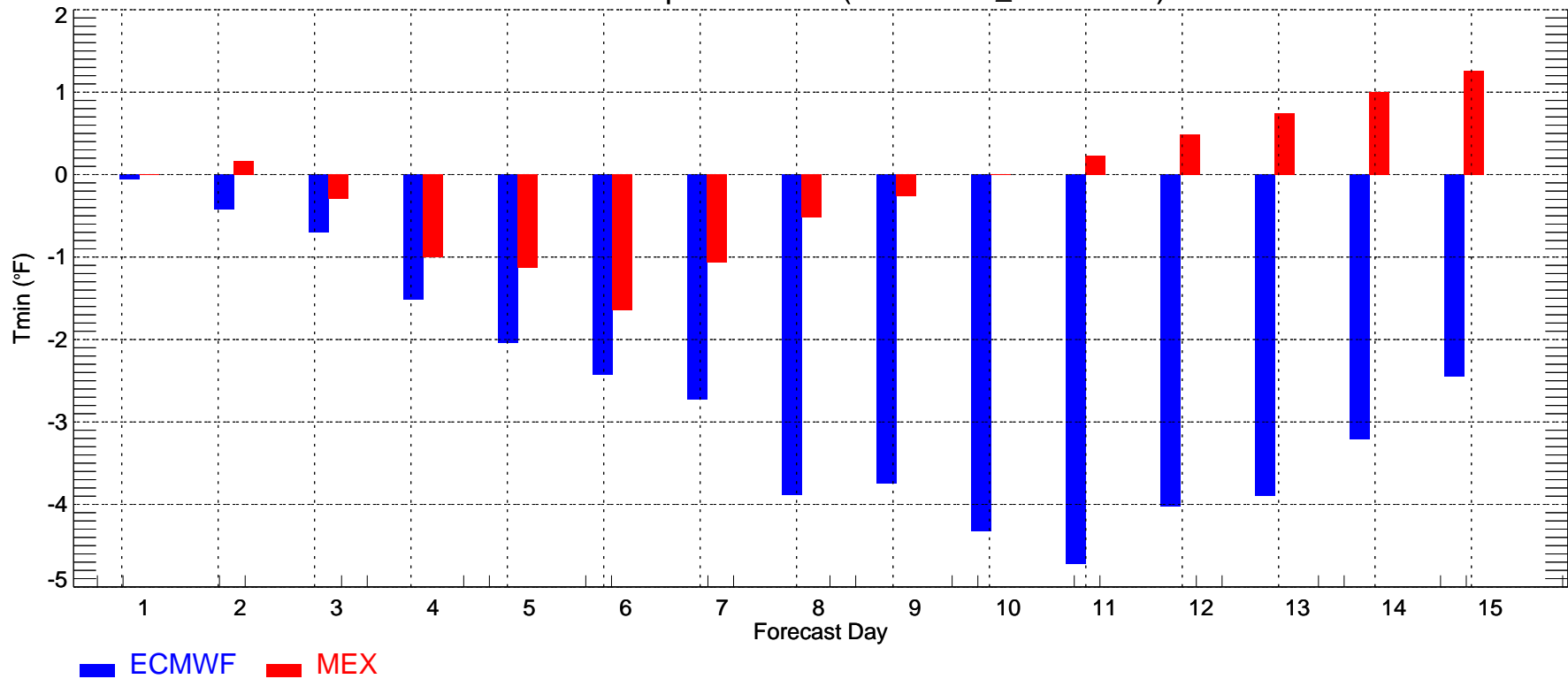
SFO: Min Temperature MAE (2011-12-01_2011-12-31)



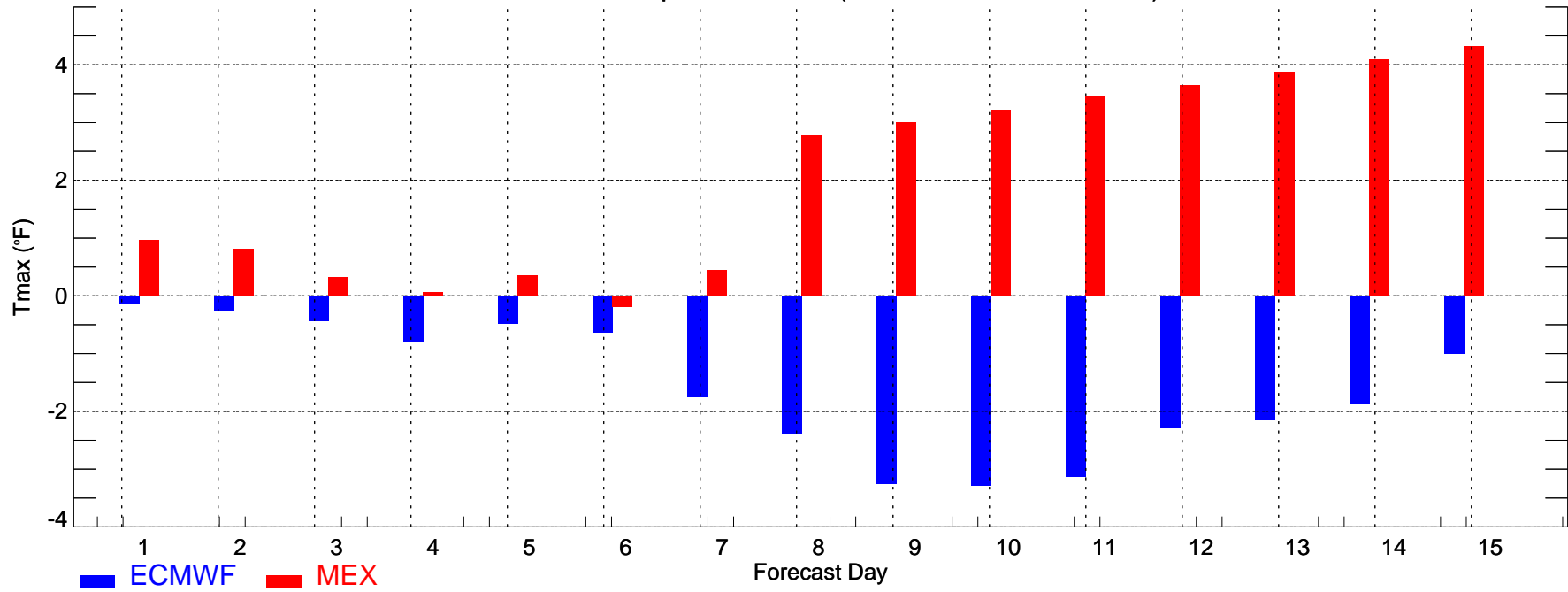
DFW: Max Temperature Bias (2011-12-01_2011-12-31)



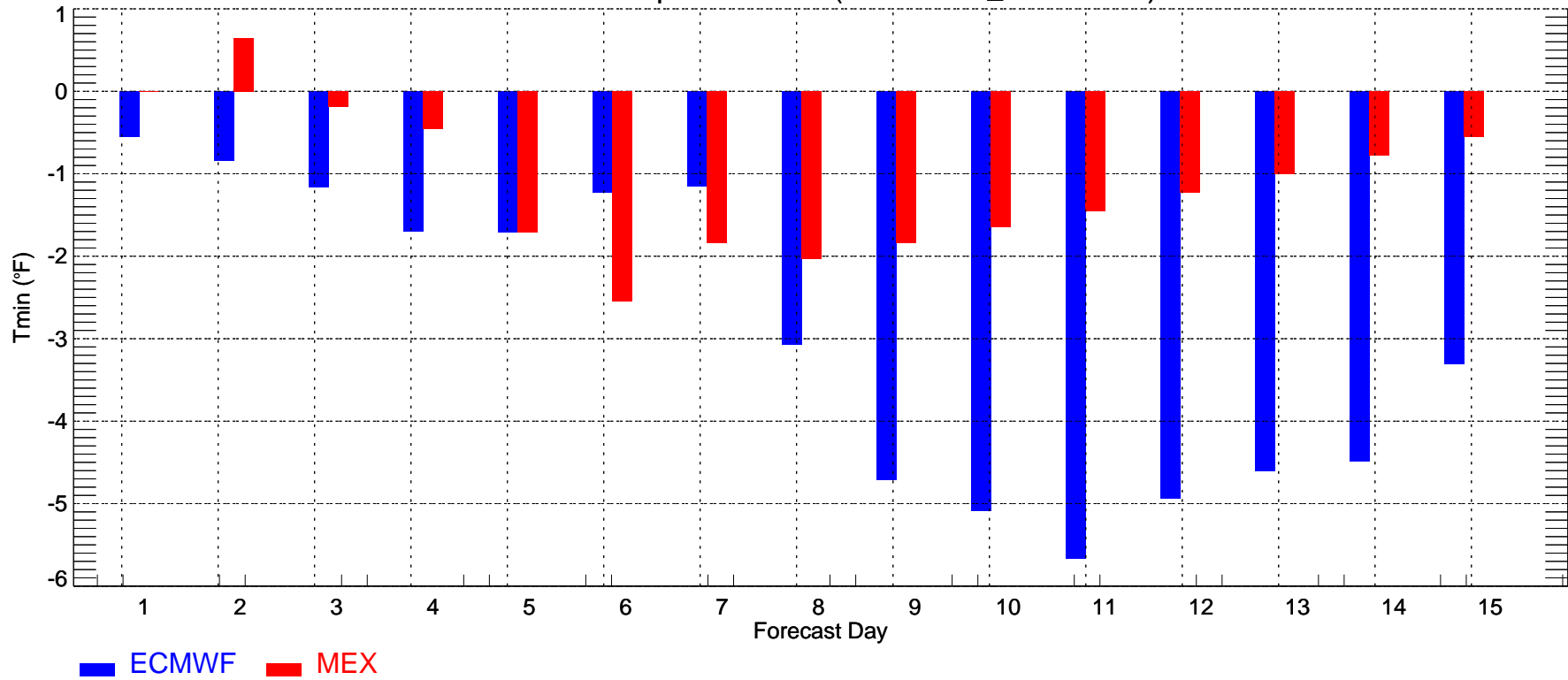
DFW: Min Temperature Bias (2011-12-01_2011-12-31)



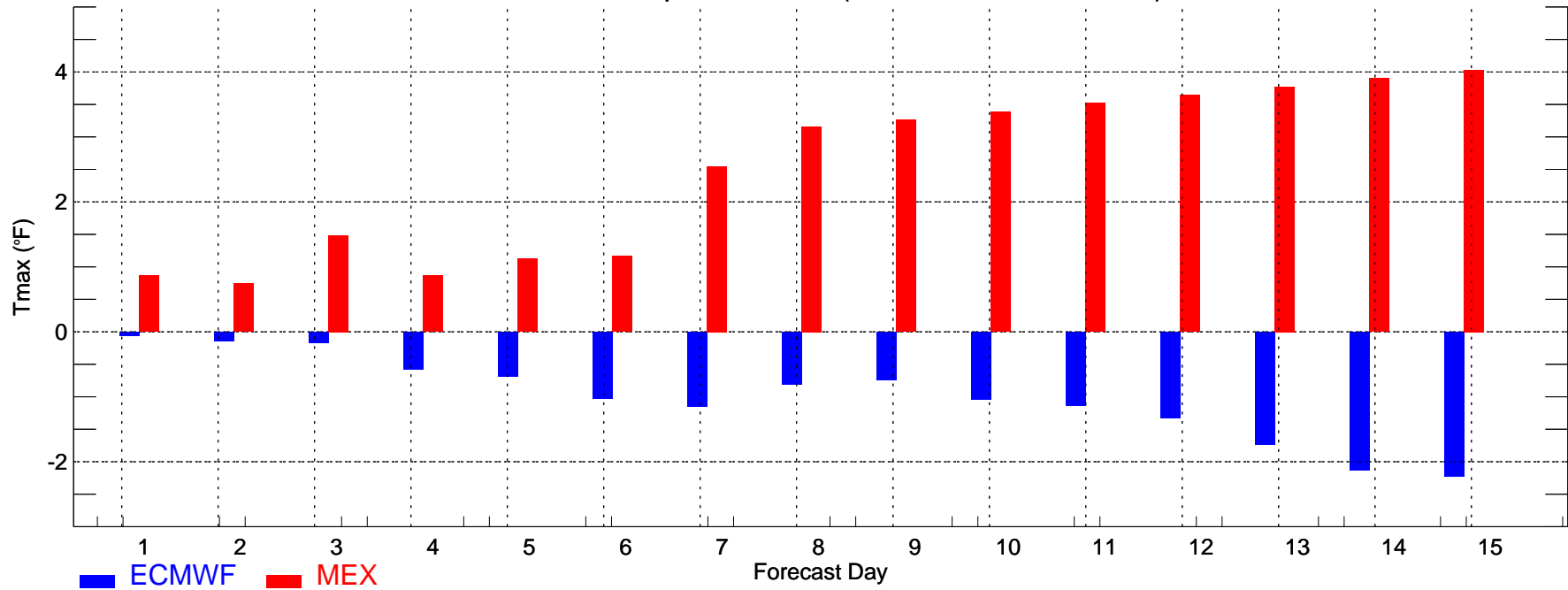
IAH: Max Temperature Bias (2011-12-01_2011-12-31)



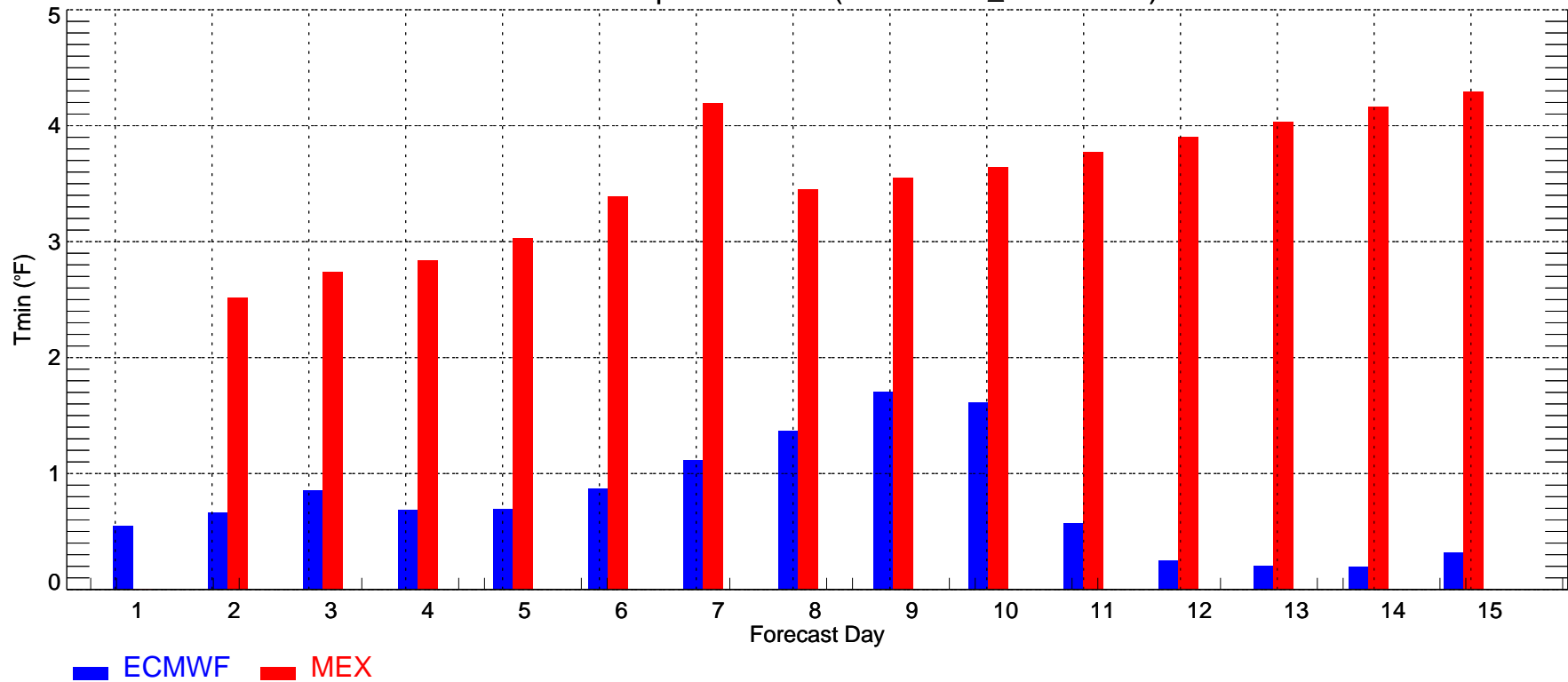
IAH: Min Temperature Bias (2011-12-01_2011-12-31)



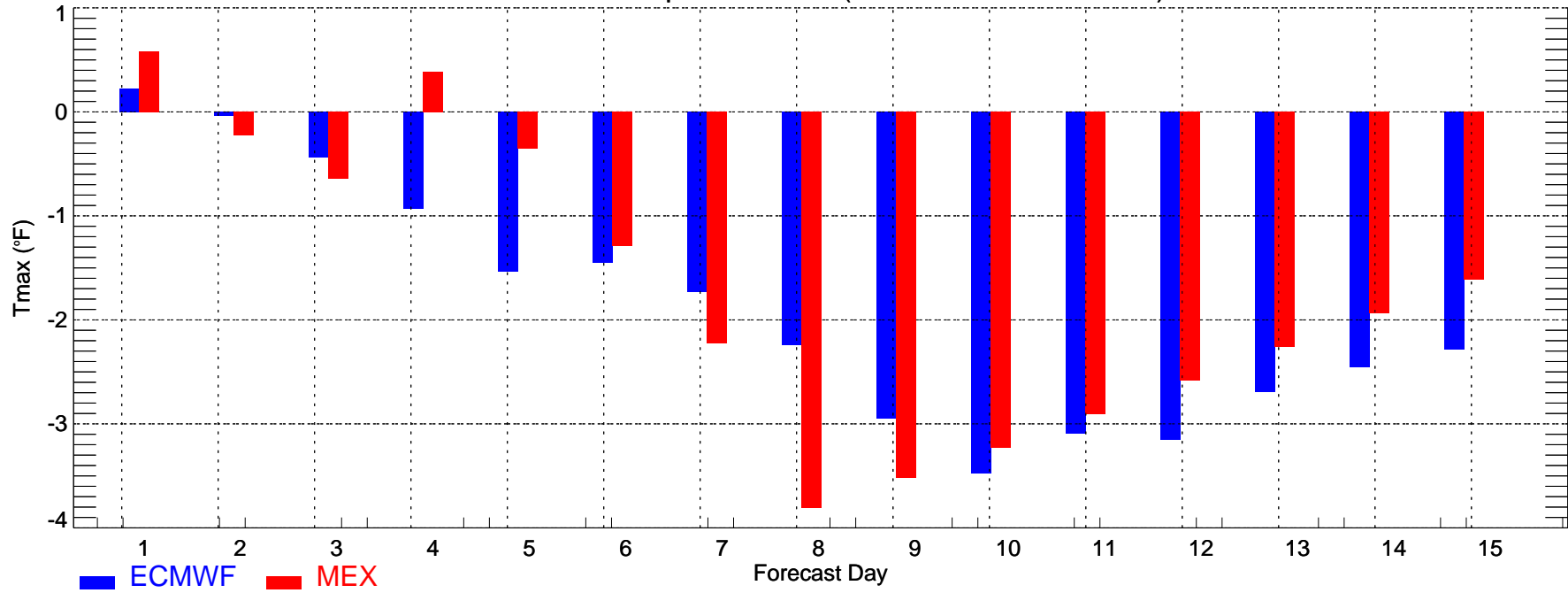
LAX: Max Temperature Bias (2011-12-01_2011-12-31)



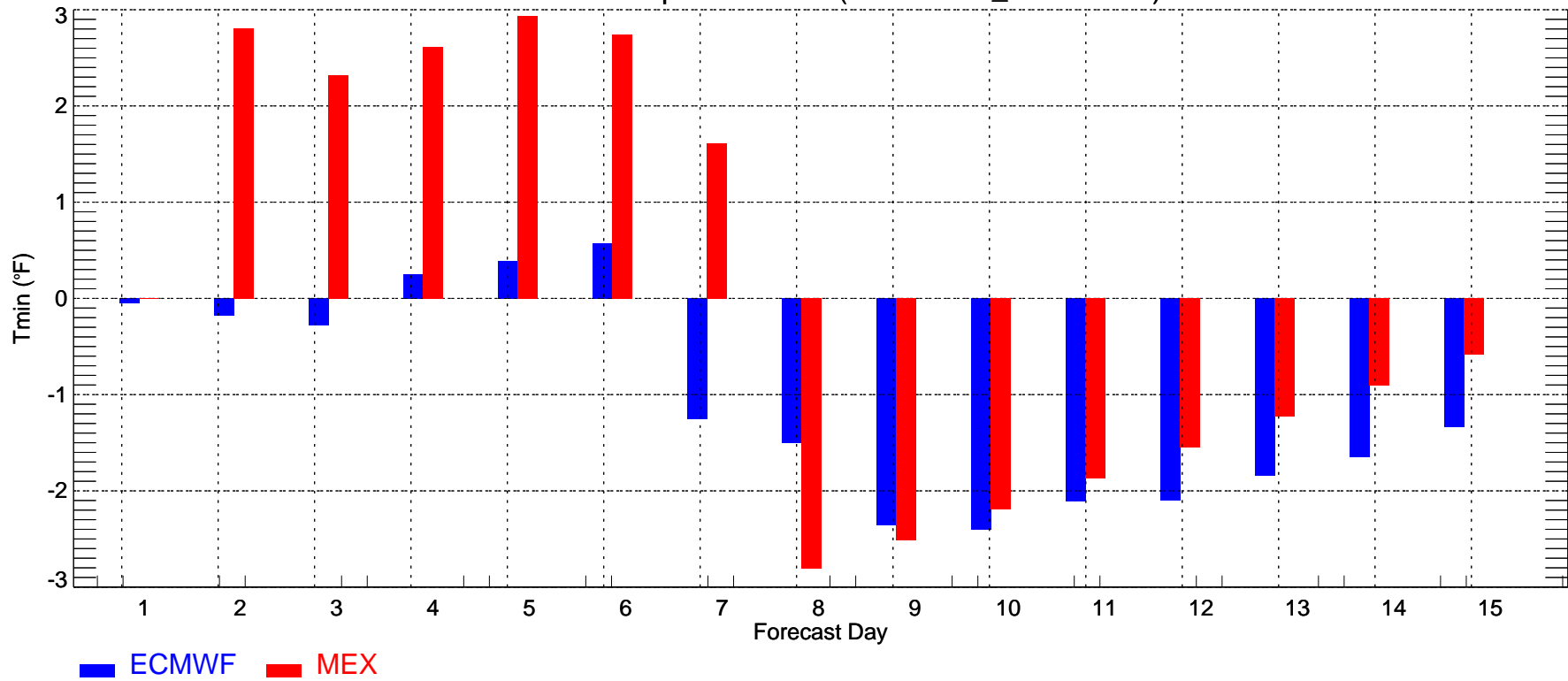
LAX: Min Temperature Bias (2011-12-01_2011-12-31)



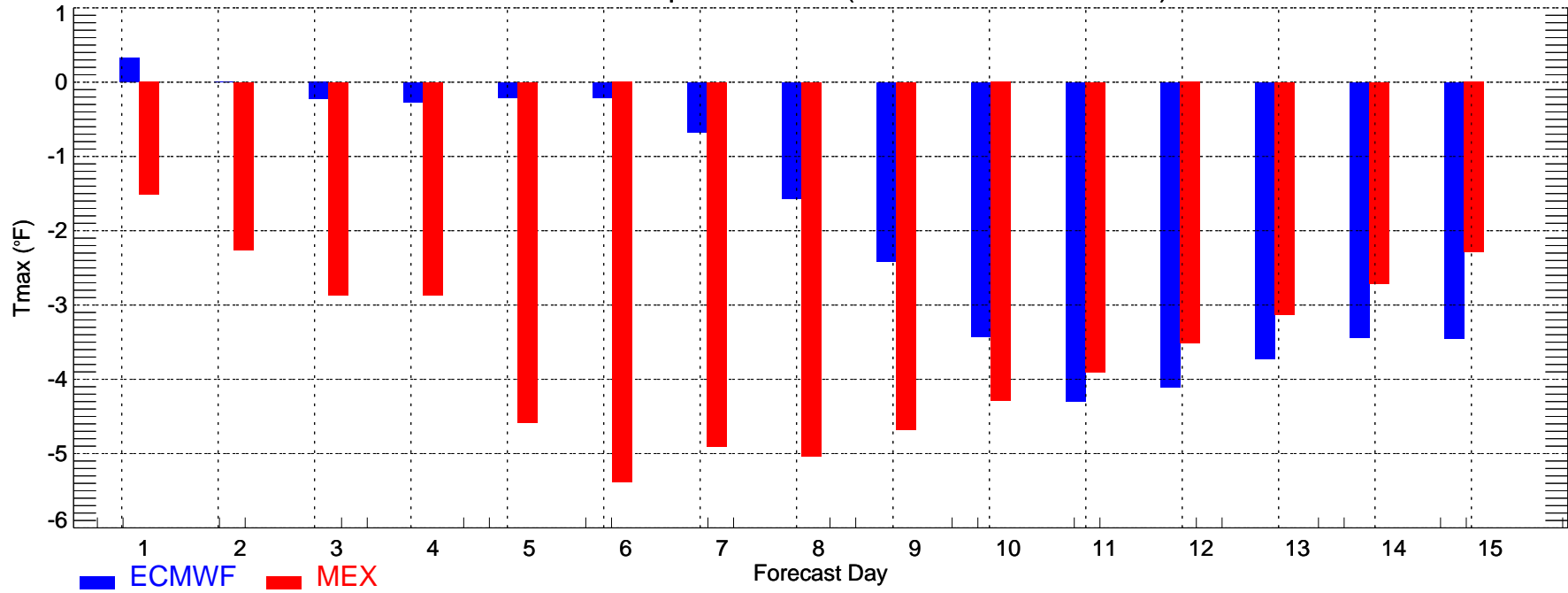
LGA: Max Temperature Bias (2011-12-01_2011-12-31)



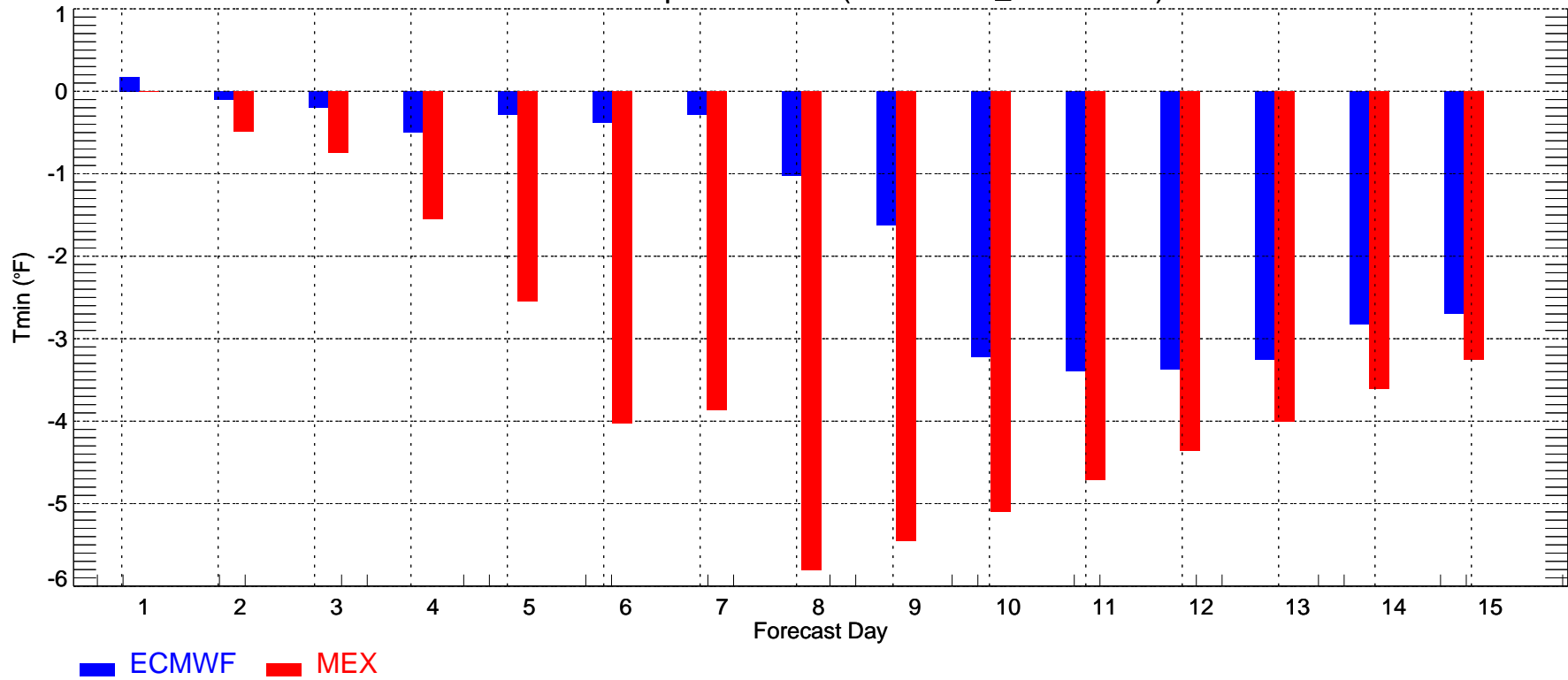
LGA: Min Temperature Bias (2011-12-01_2011-12-31)



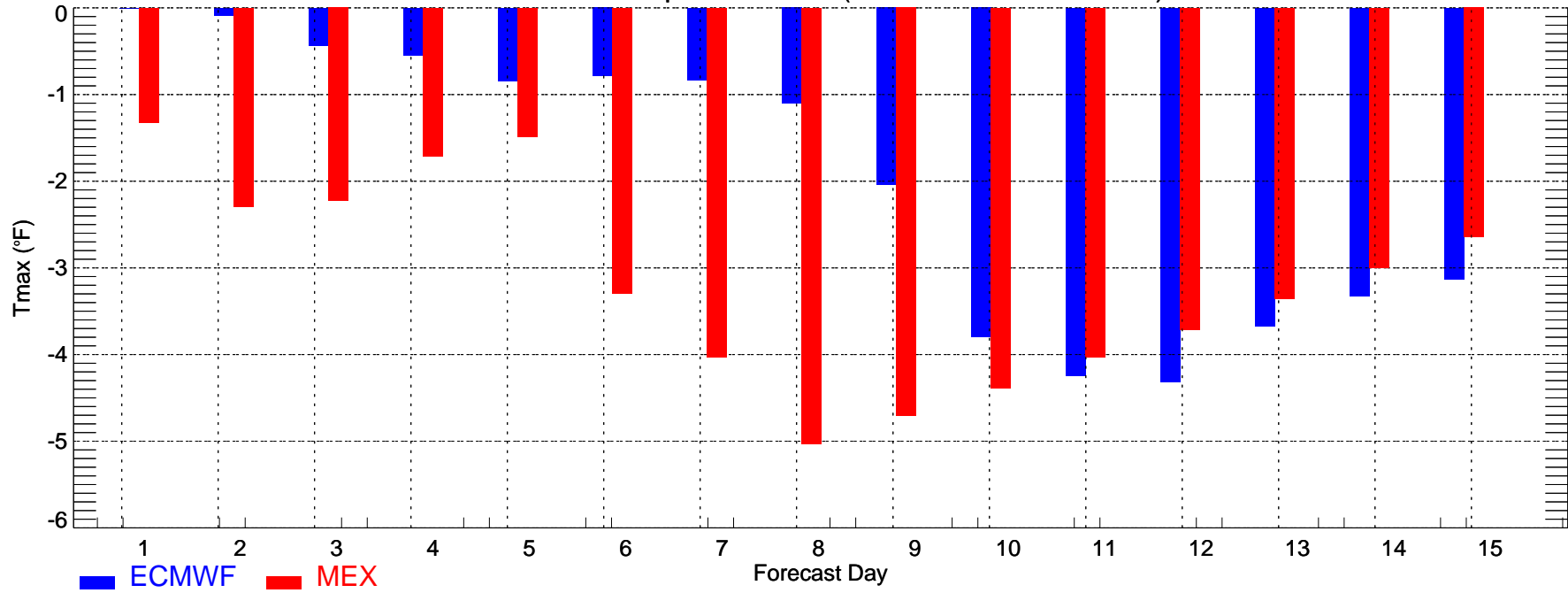
ORD: Max Temperature Bias (2011-12-01_2011-12-31)



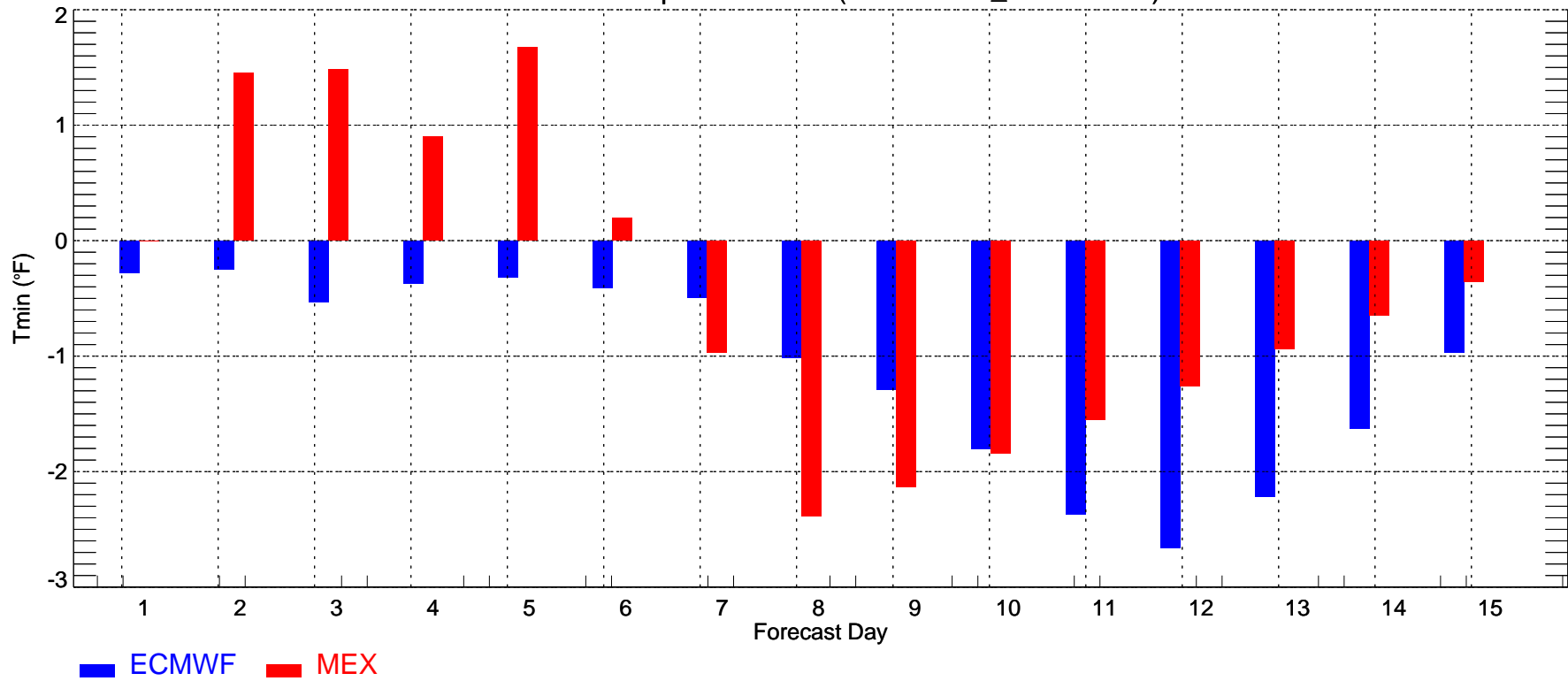
ORD: Min Temperature Bias (2011-12-01_2011-12-31)



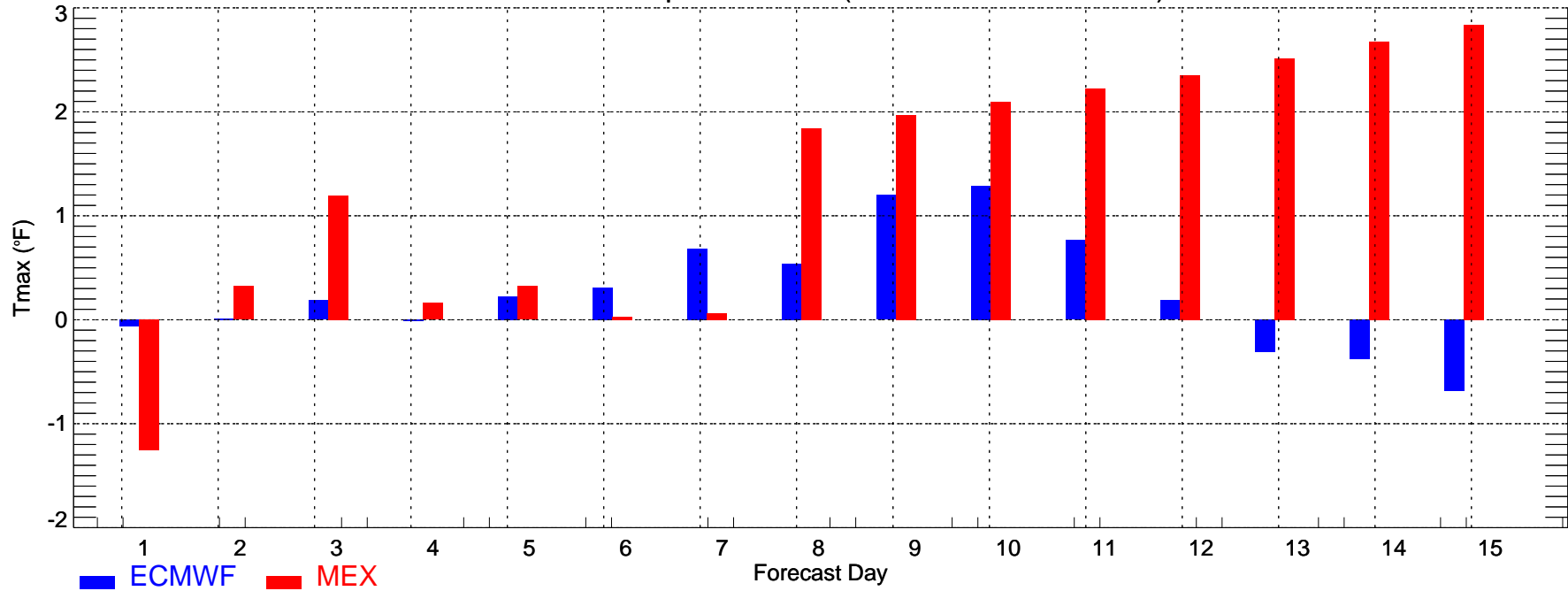
PHL: Max Temperature Bias (2011-12-01_2011-12-31)



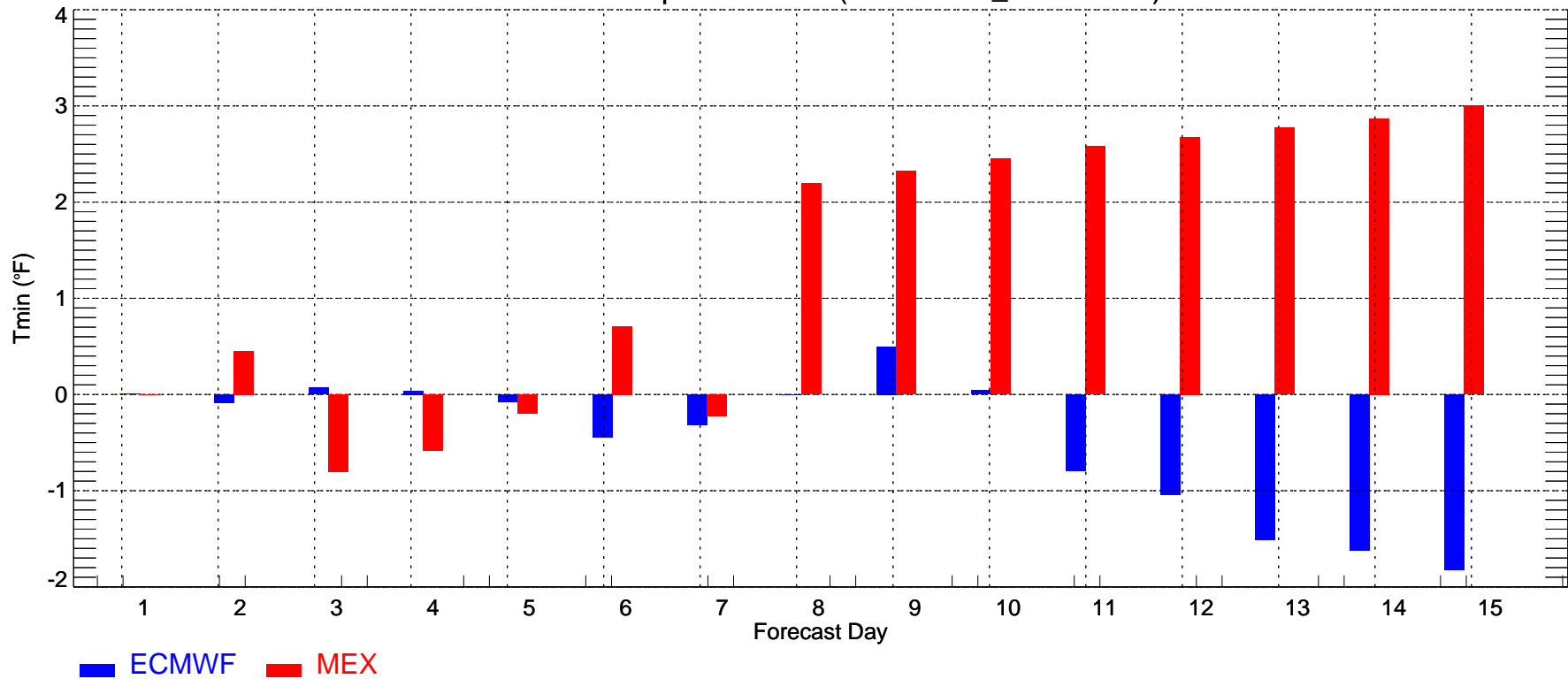
PHL: Min Temperature Bias (2011-12-01_2011-12-31)



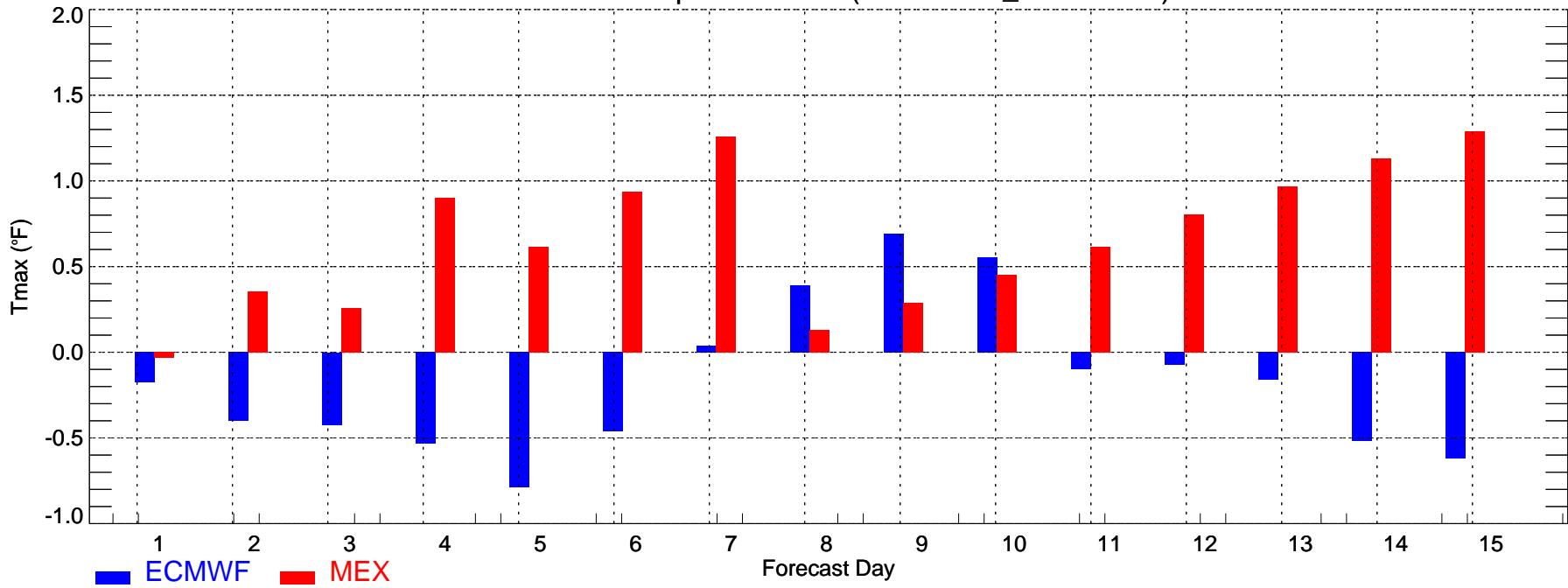
SEA: Max Temperature Bias (2011-12-01_2011-12-31)



SEA: Min Temperature Bias (2011-12-01_2011-12-31)



SFO: Max Temperature Bias (2011-12-01_2011-12-31)



SFO: Min Temperature Bias (2011-12-01_2011-12-31)

